



# MORGAN AND MORECAMBE OFFSHORE WIND FARMS: TRANSMISSION ASSETS

## Environmental Statement

Volume 3, Annex 7.2: Traffic survey data – Part 3 of 3



September 2024  
Rev: ES Issue

MOR001-FLO-CON-ENV-RPT-0097  
MRCNS-J3303-RPS-10095

PINS Reference: EN020028  
APFP Regulations: 5(2)(a)  
Document reference: F3.7.2

Document status					
Version	Purpose of document	Approved by	Date	Approved by	Date
ES	For issue	AS	September 2024	IM	September 2024

The report has been prepared for the exclusive use and benefit of the Applicants and solely for the purpose for which it is provided. Unless otherwise agreed in writing by RPS Group Plc, any of its subsidiaries, or a related entity (collectively 'RPS') no part of this report should be reproduced, distributed or communicated to any third party. RPS does not accept any liability if this report is used for an alternative purpose from which it is intended, nor to any third party in respect of this report. The report does not account for any changes relating to the subject matter of the report, or any legislative or regulatory changes that have occurred since the report was produced and that may affect the report.

The report has been prepared using the information provided to RPS by its client, or others on behalf of its client. To the fullest extent permitted by law, RPS shall not be liable for any loss or damage suffered by the client arising from fraud, misrepresentation, withholding of information material relevant to the report or required by RPS, or other default relating to such information, whether on the client's part or that of the other information sources, unless such fraud, misrepresentation, withholding or such other default is evident to RPS without further enquiry. It is expressly stated that no independent verification of any documents or information supplied by the client or others on behalf of the client has been made. The report shall be used for general information only.

---

**Prepared by:**

**RPS**

**Prepared for:**

**Morgan Offshore Wind Limited,  
Morecambe Offshore Windfarm Ltd**

---

## Appendix D: 2019 DfT survey data

Traffic statistics > Manual count points > 943813

Manual count points

**Site number: 943813**

## Site details

Region	<a href="#">North West</a>
Local authority	<a href="#">Blackpool</a>
Road name	B5261
Road classification	'B' road
Managed by	Local authority
Road type	Minor
Start junction	
End junction	
Link length	km ( miles)
Easting, northing	332732, 432433
Latitude, longitude	53.78385500, -3.02240150

## Location



## Annual Average daily flow

Year	Count method	Pedal cycles	Two wheeled motor vehicles	Cars and taxis	Buses and coaches	Light goods vehicles	Heavy goods vehicles	All motor vehicles
2019	Manual count	119	66	7288	109	1091	82	8635
2018	Manual count	119	70	7874	104	1201	113	9362
2017	Estimated using previous year's AADF on this link	93	80	7876	84	1239	125	9403

Traffic statistics > Manual count points > 77834

Manual count points

**Site number: 77834**

## Site details

Region	<a href="#">North West</a>
Local authority	<a href="#">Lancashire</a>
Road name	A584
Road classification	'A' road
Managed by	Local authority
Road type	Major
Start junction	A5230
End junction	Kilgrimol Gardens, Lytham St Annes
Link length	1.60km (0.99 miles)
Easting, northing	330860, 431000
Latitude, longitude	53.77073200, -3.05048580

## Location



## Annual Average daily flow

Year	Count method	Pedal cycles	Two wheeled motor vehicles	Cars and taxis	Buses and coaches	Light goods vehicles	Heavy goods vehicles	All motor vehicles
2019	Estimated using previous year's AADF on this link	455	165	16263	334	2014	234	19010
2018	Manual count	376	153	16227	339	2021	233	18973
2017	Estimated using previous year's AADF on this link	71	105	16154	320	2198	266	19043

Traffic statistics > Manual count points > 809682

Manual count points

**Site number: 809682**

## Site details

Region	<a href="#">North West</a>
Local authority	<a href="#">Lancashire</a>
Road name	B5261
Road classification	'B' road
Managed by	Local authority
Road type	Minor
Start junction	
End junction	
Link length	km ( miles)
Easting, northing	335003, 427768
Latitude, longitude	53.74222100, -2.98695660

## Location



## Annual Average daily flow

Year	Count method	Pedal cycles	Two wheeled motor vehicles	Cars and taxis	Buses and coaches	Light goods vehicles	Heavy goods vehicles	All motor vehicles
2019	Manual count	137	26	12341	207	1260	117	13950

Traffic statistics > Manual count points > 77835

Manual count points

Site number: 77835

## Site details

Region	<a href="#">North West</a>
Local authority	<a href="#">Lancashire</a>
Road name	A584
Road classification	'A' road
Managed by	Local authority
Road type	Major
Start junction	Kilgrimol Gardens
End junction	Saltcotes Rd
Link length	8.40km (5.22 miles)
Easting, northing	335000, 427290
Latitude, longitude	53.73792500, -2.98690140

## Location



## Annual Average daily flow

Year	Count method	Pedal cycles	Two wheeled motor vehicles	Cars and taxis	Buses and coaches	Light goods vehicles	Heavy goods vehicles	All motor vehicles
2019	Estimated using previous year's AADF on this link	107	55	11274	36	1084	97	12546
2018	Estimated using previous year's AADF on this link	97	58	11134	36	1093	98	12420
2017	Manual count	88	59	11258	40	1073	97	12527

[Traffic statistics](#) > [Manual count points](#) > 944135

Manual count points

**Site number: 944135**

## Site details

Region	<a href="#">North West</a>
Local authority	<a href="#">Lancashire</a>
Road name	B5259
Road classification	'B' road
Managed by	Local authority
Road type	Minor
Start junction	
End junction	
Link length	km ( miles)
Easting, northing	337739, 428150
Latitude, longitude	53.74598800, -2.94555710

## Location



## Annual Average daily flow

Year	Count method	Pedal cycles	Two wheeled motor vehicles	Cars and taxis	Buses and coaches	Light goods vehicles	Heavy goods vehicles	All motor vehicles
2019	Manual count	74	25	4483	15	501	61	5084
2018	Manual count	80	31	4166	18	409	71	4695
2017	Manual count	82	25	4211	12	430	48	4726



Traffic statistics > Manual count points > 800799

Manual count points

**Site number: 800799**

## Site details

Region	<a href="#">North West</a>
Local authority	<a href="#">Lancashire</a>
Road name	C
Road classification	'C' and Unclassified roads
Managed by	Local authority
Road type	Minor
Start junction	
End junction	
Link length	km ( miles)
Easting, northing	339742, 431445
Latitude, longitude	53.77583600, -2.91583380

## Location



## Annual Average daily flow

Year	Count method	Pedal cycles	Two wheeled motor vehicles	Cars and taxis	Buses and coaches	Light goods vehicles	Heavy goods vehicles	All motor vehicles
2019	Estimated using previous year's AADF on this link	48	27	6260	38	730	98	7153
2018	Manual count	41	29	6242	37	736	102	7146

## Appendix E: 2022 DfT survey data

Traffic statistics > Manual count points > 56300

Manual count points

## Site number: 56300

### Site details

Region	<a href="#">North West</a>
Local authority	<a href="#">Blackpool</a>
Road name	A5073
Road classification	'A' road
Managed by	Local authority
Road type	Major
Start junction	A584
End junction	A5099
Link length	0.80km (0.50 miles)
Easting, northing	331000, 434130
Latitude, longitude	53.79887800, -3.04906370

### Location



### Annual Average daily flow

Year	Count method	Pedal cycles	Two wheeled motor vehicles	Cars and taxis	Buses and coaches	Light goods vehicles	Heavy goods vehicles	All motor vehicles
2023	Estimated using previous year's AADF on this link	158	76	8530	150	1581	54	10391
2022	Estimated using previous year's AADF on this link	160	77	8372	148	1555	55	10207
2021	Manual count	179	71	7838	138	1434	53	9534

Traffic statistics > Manual count points > 47333


Manual count points

**Site number: 47333**

## Site details

Region	<a href="#">North West</a>
Local authority	<a href="#">Blackpool</a>
Road name	A5073
Road classification	'A' road
Managed by	Local authority
Road type	Major
Start junction	A5099
End junction	A583
Link length	1.40km (0.87 miles)
Easting, northing	332030, 434305
Latitude, longitude	53.80058600, -3.03346740

## Location



## Annual Average daily flow

Year	Count method	Pedal cycles	Two wheeled motor vehicles	Cars and taxis	Buses and coaches	Light goods vehicles	Heavy goods vehicles	All motor vehicles
2023	Estimated using previous year's AADF on this link	152	84	11419	50	1847	176	13575
2022	Estimated using previous year's AADF on this link	155	85	11208	50	1816	178	13337
2021	Estimated using previous year's AADF on this link	173	78	10493	46	1675	172	12465

Traffic statistics > Manual count points > 60039


Manual count points

## Site number: 60039

### Site details

Region	<a href="#">North West</a>
Local authority	<a href="#">Blackpool</a>
Road name	A584
Road classification	'A' road
Managed by	Local authority
Road type	Major
Start junction	A5073
End junction	A5230
Link length	2.50km (1.55 miles)
Easting, northing	330380, 432640
Latitude, longitude	53.78540500, -3.05813780

### Location



### Annual Average daily flow

Year	Count method	Pedal cycles	Two wheeled motor vehicles	Cars and taxis	Buses and coaches	Light goods vehicles	Heavy goods vehicles	All motor vehicles
2023	Estimated using previous year's AADF on this link	77	90	8635	87	1306	126	10244
2022	Estimated using previous year's AADF on this link	78	91	8476	87	1284	128	10065
2021	Manual count	88	83	7935	81	1184	123	9407

[Traffic statistics](#) > [Manual count points](#) > 803666

Manual count points

**Site number: 803666**

## Site details

Region	<a href="#">North West</a>
Local authority	<a href="#">Lancashire</a>
Road name	U
Road classification	'C' and Unclassified roads
Managed by	Local authority
Road type	Minor
Start junction	
End junction	
Link length	km ( miles)
Easting, northing	331850, 430082
Latitude, longitude	53.76261300, -3.03526500

## Location



## Annual Average daily flow

Year	Count method	Pedal cycles	Two wheeled motor vehicles	Cars and taxis	Buses and coaches	Light goods vehicles	Heavy goods vehicles	All motor vehicles
2023	Manual count	69	26	4477	5	642	24	5174
2022	Manual count	81	23	4308	11	691	31	5063
2021	Manual count	46	24	4313	6	562	49	4955

Traffic statistics > Manual count points > 99274

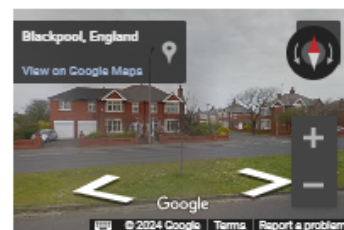
Manual count points

Site number: 99274

## Site details

Region	<a href="#">North West</a>
Local authority	<a href="#">Blackpool</a>
Road name	A5230
Road classification	'A' road
Managed by	Local authority
Road type	Major
Start junction	A584
End junction	LA Boundary
Link length	3.60km (2.24 miles)
Easting, northing	332090, 432111
Latitude, longitude	53.78087800, -3.03207230

## Location



## Annual Average daily flow

Year	Count method	Pedal cycles	Two wheeled motor vehicles	Cars and taxis	Buses and coaches	Light goods vehicles	Heavy goods vehicles	All motor vehicles
2023	Estimated using previous year's AADF on this link	44	37	12804	57	2231	507	15637
2022	Estimated using previous year's AADF on this link	45	38	12567	57	2194	515	15371
2021	Estimated using previous year's AADF on this link	51	35	11766	53	2024	494	14371

Traffic statistics > Manual count points > 92221

Manual count points

**Site number: 92221**

## Site details

Region	<a href="#">North West</a>
Local authority	<a href="#">Lancashire</a>
Road name	A584
Road classification	'A' road
Managed by	Local authority
Road type	Major
Start junction	lat: 53.7771 long: -3.054
End junction	lat: 53.7614 long: -2.8031
Link length	20.50km (12.74 miles)
Easting, northing	340000, 428115
Latitude, longitude	53.74594000, -2.91127110

## Location



## Annual Average daily flow

Year	Count method	Pedal cycles	Two wheeled motor vehicles	Cars and taxis	Buses and coaches	Light goods vehicles	Heavy goods vehicles	All motor vehicles
2023	Estimated using previous year's AADF on this link	194	156	12588	166	1412	288	14611
2022	Manual count	205	168	12284	168	1385	292	14297
2021	Estimated using previous year's AADF on this link	209	90	10002	125	1208	174	11600



Traffic statistics > Manual count points > 808024

Manual count points

## Site number: 808024

### Site details

Region	<a href="#">North West</a>
Local authority	<a href="#">Lancashire</a>
Road name	C
Road classification	'C' and Unclassified roads
Managed by	Local authority
Road type	Minor
Start junction	
End junction	
Link length	km ( miles)
Easting, northing	341024, 428811
Latitude, longitude	53.75231100, -2.89587920

### Location



### Annual Average daily flow

Year	Count method	Pedal cycles	Two wheeled motor vehicles	Cars and taxis	Buses and coaches	Light goods vehicles	Heavy goods vehicles	All motor vehicles
2023	Estimated using previous year's AADF on this link	37	22	4327	55	638	96	5138
2022	Manual count	41	24	4285	54	629	98	5090
2021	Manual count	87	44	3481	46	541	78	4190

Traffic statistics > Manual count points > 27324

Manual count points

**Site number: 27324**

## Site details

Region	<a href="#">North West</a>
Local authority	<a href="#">Blackpool</a>
Road name	A583
Road classification	'A' road
Managed by	Local authority
Road type	Major
Start junction	A587
End junction	Clifton Rd
Link length	3.00km (1.86 miles)
Easting, northing	334780, 434316
Latitude, longitude	53.80103800, -2.99172360

## Location



## Annual Average daily flow

Year	Count method	Pedal cycles	Two wheeled motor vehicles	Cars and taxis	Buses and coaches	Light goods vehicles	Heavy goods vehicles	All motor vehicles
2023	Estimated using previous year's AADF on this link	27	98	19257	56	3612	494	23515
2022	Estimated using previous year's AADF on this link	28	99	18901	55	3551	502	23109
2021	Estimated using previous year's AADF on this link	31	91	17696	51	3276	485	21599

Traffic statistics > Manual count points > 7304

Manual count points

## Site number: 7304

### Site details

Region	<a href="#">North West</a>
Local authority	<a href="#">Lancashire</a>
Road name	A583
Road classification	'A' road
Managed by	Local authority
Road type	Major
Start junction	M55 Jn 4
End junction	A585
Link length	6.70km (4.16 miles)
Easting, northing	340000, 432600
Latitude, longitude	53.78624600, -2.91214460

### Location



### Annual Average daily flow

Year	Count method	Pedal cycles	Two wheeled motor vehicles	Cars and taxis	Buses and coaches	Light goods vehicles	Heavy goods vehicles	All motor vehicles
2023	Estimated using previous year's AADF on this link	52	91	8817	30	1516	289	10744
2022	Estimated using previous year's AADF on this link	55	98	8604	31	1487	294	10514
2021	Estimated using previous year's AADF on this link	57	89	8016	29	1335	286	9754

Traffic statistics > Manual count points > 89329

Manual count points

**Site number: 89329**

## Site details

Region	<a href="#">North West</a>
Local authority	<a href="#">Blackpool</a>
Road name	A5230
Road classification	'A' road
Managed by	Local authority
Road type	Major
Start junction	Yeadon Way roundabout
End junction	M55
Link length	0.60km (0.37 miles)
Easting, northing	334513, 433545
Latitude, longitude	53.79407500, -2.99561260

## Location



## Annual Average daily flow

Year	Count method	Pedal cycles	Two wheeled motor vehicles	Cars and taxis	Buses and coaches	Light goods vehicles	Heavy goods vehicles	All motor vehicles
2023	Estimated using previous year's AADF on this link	2	102	26209	105	4659	1166	32240
2022	Estimated using previous year's AADF on this link	2	103	25725	104	4581	1188	31702
2021	Manual count	2	94	24085	97	4226	1144	29647

Traffic statistics > Manual count points > 99554

Manual count points

## Site number: 99554

### Site details

Region	<a href="#">North West</a>
Local authority	<a href="#">Lancashire</a>
Road name	A6
Road classification	'A' road
Managed by	Local authority
Road type	Major
Start junction	A582
End junction	M65
Link length	0.50km (0.31 miles)
Easting, northing	355580, 425000
Latitude, longitude	53.71950700, -2.67460110

### Location



### Annual Average daily flow

Year	Count method	Pedal cycles	Two wheeled motor vehicles	Cars and taxis	Buses and coaches	Light goods vehicles	Heavy goods vehicles	All motor vehicles
2023	Manual count	0	92	34482	71	7539	2350	44534
2022	Estimated using previous year's AADF on this link	0	92	29053	49	8114	2231	39539
2021	Manual count	0	83	27069	46	7285	2168	36650

## Appendix F: 2023/2024 WebTRIS survey data

TMU Site 9066/1 Monthly report for SiteId : 8626

Sep-23

24 Hour Flows by Day of Month

Mon	Flow	6.6m	Tue	Flow	6.6m	Wed	Flow	6.6m	Thur	Flow	6.6m	Fri	Flow	6.6m	Sat	Flow	6.6m	Sun	Flow	6.6m	
													1	32422	5.2	2	30440	2.4	3	30638	1.9
	4	28883	5.7	5	25796	6.2	6	25060	6.8	7	24354	6.9	8	27346	6.3	9	33796	2	10	27106	2.3
	11	22664	7.4	12	21981	7.4	13	23631	7.2	14	22819	7.4	15	24990	6.8	16	27101	2.2	17	24462	2.3
	18	22724	7.2	19	21423	7.4	20	21323	7.7	21	22490	7.5	22	24029	6.9	23	24653	2.5	24	21687	2.4
	25	24340	6.5	26	21569	7.1	27	20777	7.3	28	21914	6.9	29	24854	6.3	30	26308	2.6			

Average Flows

	Mon	Tue	Wed	Thur	Fri	Sat	Sun												ADT	AWT
24hr	24653	22692	22698	22894	26728	28460	25973												25053	24066
%>6.6m	6.6	7	7.2	7.1	6.2	2.3	2.2												5.3	6.8
18hr	23574	21752	21791	21971	25807	27489	24784												24065	23113
%>6.6m	6.5	6.7	7	6.9	6	2.2	2.1												5.1	6.6
16hr	23003	21142	21146	21302	23630	23675	23820												22606	22120
%>6.6m	6.5	6.8	7.1	7	6.4	2.3	2.1												5.3	6.8
12hr	19650	17929	17968	18137	19815	17625	20031												18735	18753
%>6.6m	7	7.3	7.6	7.4	7	2.6	2.2												5.8	7.2
No.days	4	4	4	4	5	5	4													

Average Hourly Variation

Mon	120	70	81	115	195	499	1124	1785	1665	1595	1820	1481	1344	1370	1479	1776	2107	1977	1252	848	742	640	379	192
Tue	106	58	74	89	155	459	1113	1809	1634	1254	1209	1187	1177	1230	1409	1719	2118	1966	1219	768	696	635	427	184
Wed	96	61	71	87	148	444	1112	1789	1696	1327	1197	1179	1232	1232	1398	1724	2098	1935	1163	789	686	593	459	186
Thur	106	68	71	96	150	433	1088	1760	1663	1334	1297	1256	1218	1284	1409	1698	2100	1908	1210	773	715	591	456	213
Fri	107	69	73	99	152	421	946	1557	1541	1652	1771	1520	1471	1563	1731	1871	2082	1776	1280	912	887	1071	1347	829
Sat	314	135	110	98	118	195	388	584	899	1175	1454	1500	1564	1515	1442	1628	1790	2122	1955	1555	1698	2410	2492	1322
Sun	495	184	127	123	118	143	299	452	804	1416	2096	2139	1935	1865	1793	1951	2186	1852	1544	1324	1161	1007	651	313

Monthly report for SiteId : 8626

Oct-23

24 Hour Flows by Day of Month

Mon	Flow	6.6m	Tue	Flow	6.6m	Wed	Flow	6.6m	Thur	Flow	6.6m	Fri	Flow	6.6m	Sat	Flow	6.6m	Sun	Flow	6.6m	
																			1	24397	2.4
	2	21706	7.2	3	22079	7.3	4	22616	7	5	21671	7.1	6	23553	7	7	27448	2.3	8	26484	2.4
	9	23042	7	10	22517	7.2	11	21742	7.3	12	22571	7	13	23648	6.9	14	23131	2.6	15	24398	2.3
	16	22890	6.9	17	22548	6.9	18	21821	7.1	19	22240	7.2	20	25951	6.4	21	23067	2.9	22	25702	2.2
	23	26576	6.6	24	24615	6.7	25	27418	6.1	26	26156	6.4	27	29177	5.5	28	25691	2.5	29	24567	2.3
	30	25811	6.4	31	23886	6.8															

Average Flows

	Mon	Tue	Wed	Thur	Fri	Sat	Sun												ADT	AWT
24hr	24005	23129	23399	23160	25582	24834	25110												24165	23829
%>6.6m	6.8	7	6.8	6.9	6.4	2.6	2.3												5.5	6.8
18hr	22983	22225	22512	22302	24703	24038	24182												23263	22914
%>6.6m	6.6	6.7	6.5	6.6	6.1	2.4	2.2												5.3	6.5
16hr	22440	21403	21826	21550	22995	21660	23299												22188	22032
%>6.6m	6.7	6.9	6.7	6.7	6.5	2.5	2.2												5.4	6.7
12hr	18991	17949	18242	18042	18831	15652	19069												18165	18416
%>6.6m	7.2	7.4	7.2	7.3	7.2	2.8	2.3												5.9	7.3
No.days	5	5	4	4	4	4	5													

Average Hourly Variation

Mon	107	66	70	106	176	497	1115	1698	1632	1558	1723	1463	1366	1392	1462	1704	1981	1822	1190	893	769	672	365	177
Tue	93	64	61	83	149	456	1136	1777	1650	1300	1292	1247	1272	1288	1385	1669	2069	1876	1124	828	750	742	621	201
Wed	112	57	59	81	130	451	1096	1746	1647	1312	1334	1272	1260	1280	1430	1756	2078	1905	1221	929	849	710	482	204
Thur	87	55	59	85	131	442	1060	1691	1598	1309	1285	1277	1253	1329	1365	1699	2093	1911	1232	918	841	690	553	199
Fri	108	67	63	79	147	415	909	1450	1458	1541	1779	1570	1466	1559	1583	1778	1871	1614	1164	975	974	1307	1135	573
Sat	219	111	90	92	110	174	324	545	828	1078	1390	1430	1449	1441	1344	1507	1530	1724	1389	1699	2023	1963	1596	783
Sun	330	168	97	92	99	141	258	409	672	1281	2173	2120	1914	1860	1801	1880	1927	1609	1422	1427	1480	1065	615	268

Monthly report for Sited : 8626

Nov-23

24 Hour Flows by Day of Month

Mon	Flow	6.6m	Tue	Flow	6.6m	Wed	Flow	6.6m	Thur	Flow	6.6m	Fri	Flow	6.6m	Sat	Flow	6.6m	Sun	Flow	6.6m	
							1	25003	7.2	2	24983	7.4	3	28038	6.3	4	22350	2.7	5	23685	2.2
6	22705	7.3	7	21786	8	8	22409	7.9	9	22246	7.7	10	23886	7.1	11	26744	2.3	12	22567	2.4	
13	21532	7.6	14	21995	7.5	15	22670	7.5	16	22503	7.3	17	24252	7	18	23223	2.6	19	21926	2.3	
20	22161	7.4	21	22747	7.1	22	22339	7	23	22381	7.3	24	24290	6.7	25	23526	2.7	26	23433	2.3	
27	22181	7.2	28	22623	7.3	29	22158	7.5	30	22398	7.6										

Average Flows

	Mon	Tue	Wed	Thur	Fri	Sat	Sun												ADT	AWT
24hr	22145	22288	22916	22902	25117	23961	22903												23158	23058
%>6.6m	7.4	7.5	7.4	7.4	6.8	2.6	2.3												6	7.3
18hr	21095	21378	22023	21986	24194	23210	22080												22263	22124
%>6.6m	7.2	7.2	7.2	7.2	6.5	2.3	2.2												5.8	7.1
16hr	20665	20715	21478	21273	23071	21581	21523												21466	21434
%>6.6m	7.3	7.4	7.2	7.3	6.7	2.4	2.1												5.9	7.2
12hr	17984	17816	18395	18299	19530	16270	18420												18118	18399
%>6.6m	7.6	7.8	7.7	7.8	7.2	2.7	2.1												6.3	7.6
No.days	4	4	5	5	4	4	4													

Average Hourly Variation

Mon	106	65	62	100	190	527	1145	1788	1664	1492	1591	1361	1281	1329	1299	1588	1846	1735	1012	628	512	397	298	133
Tue	87	59	57	73	153	481	1124	1875	1786	1296	1191	1171	1199	1259	1382	1693	2052	1852	1060	692	554	529	469	195
Wed	96	61	60	79	138	458	1125	1843	1750	1374	1277	1248	1285	1335	1384	1762	2083	1853	1201	793	666	498	373	172
Thur	96	62	61	78	157	463	1089	1798	1740	1401	1288	1276	1277	1307	1423	1733	2074	1840	1142	760	612	513	454	259
Fri	117	70	69	92	146	429	983	1609	1553	1548	1690	1481	1451	1627	1719	1898	1982	1703	1271	953	824	782	770	353
Sat	184	101	85	87	110	185	347	549	860	1090	1345	1441	1493	1439	1355	1475	1554	1779	1892	1819	1745	1402	1046	583
Sun	223	141	105	114	105	136	269	382	696	1375	2225	2164	1974	1810	1771	1745	1598	1315	1365	1166	1012	657	375	183

Monthly report for Sited : 8626

Dec-23

24 Hour Flows by Day of Month

Mon	Flow	6.6m	Tue	Flow	6.6m	Wed	Flow	6.6m	Thur	Flow	6.6m	Fri	Flow	6.6m	Sat	Flow	6.6m	Sun	Flow	6.6m
							1	23304	7.3	2	19457	2.9	3	19419	2.5					
4	21694	7.8	5	21421	8	6	21274	7.5	7	21258	7.5	8	22982	7	9	18918	3.1	10	19404	2.3
11	21731	7.1	12	18694	8.3	13			14			15			16			17		
18	2467	3.7	19	22237	6.9	20	22538	7.3	21	21591	6.9	22	20530	5.4	23	18325	2.6	24	13852	2
25	9390	0.5	26	15853	1.3	27	17705	3.7	28	18913	4	29	19433	3.8	30	18072	2.7	31	14811	1.8

Average Flows

	Mon	Tue	Wed	Thur	Fri	Sat	Sun												ADT	AWT
24hr	13821	19551	20506	20587	21562	18693	16872												19338	20116
%>6.6m	6.1	6.4	6.3	6.2	6	2.8	2.2												5	6.1
18hr	13213	18780	19711	19799	20767	17931	16223												18581	19332
%>6.6m	5.9	6.1	6.1	5.9	5.7	2.5	2												4.7	5.8
16hr	12856	18337	19174	19194	19826	17086	15704												17936	18706
%>6.6m	6	6.2	6.1	6	5.8	2.5	2												4.8	5.9
12hr	10722	16047	16690	16642	17115	14425	13495												15420	16149
%>6.6m	6.4	6.5	6.3	6.2	6.1	2.5	1.9												5	6.2
No.days	4	4	4	4	4	5	5													

Average Hourly Variation

Mon	95	66	68	86	125	369	774	1211	1159	1097	1176	1153	1186	1092	1079	1306	1481	1329	771	640	534	380	216	142
Tue	94	56	49	68	123	382	852	1376	1331	1103	1181	1215	1233	1295	1393	1596	1920	1625	1041	740	605	573	411	179
Wed	102	63	61	82	135	352	792	1331	1323	1249	1348	1371	1365	1354	1392	1601	1775	1592	988	652	570	470	373	163
Thur	103	64	63	75	133	350	763	1293	1318	1217	1341	1330	1333	1362	1432	1635	1730	1599	1053	724	593	472	398	208
Fri	111	74	71	75	139	326	713	1193	1258	1332	1501	1416	1487	1496	1576	1631	1657	1478	1090	816	631	551	535	407
Sat	184	117	90	85	114	172	286	457	760	1023	1391	1410	1354	1296	1285	1319	1288	1661	1184	944	752	679	540	305
Sun	196	108	84	82	74	105	223	296	495	874	1439	1554	1454	1411	1310	1325	1207	1153	978	853	667	466	322	197



Monthly report for Sited : 8626

Jan-24

24 Hour Flows by Day of Month

Mon	Flow	6.6m	Tue	Flow	6.6m	Wed	Flow	6.6m	Thur	Flow	6.6m	Fri	Flow	6.6m	Sat	Flow	6.6m	Sun	Flow	6.6m	
	1	17588	1.2	2	19775	5.5	3	19172	6.4	4	19969	6.7	5	21131	6.6	6	18974	2.6	7	17260	2.3
	8	20266	7.3	9	20895	7.2	10	20911	7.4	11	21153	7.5	12	21320	7.1	13	17969	3	14	17494	2.2
	15	21005	7.6	16	18462	8.1	17	21097	7.2	18	20881	7.3	19	20992	7.4	20	16369	2.9	21	15918	2.7
	22	20137	7.6	23	20113	7.5	24	21132	7.3	25	21577	7.1	26	22429	6.9	27	19410	2.7	28	18752	1.9
	29	20558	7.3	30	22477	6.8	31	21463	7.1												

Average Flows

	Mon	Tue	Wed	Thur	Fri	Sat	Sun		ADT	AWT
24hr	19911	20344	20755	20895	21468	18181	17356		19892	20631
%>6.6m	6.3	7	7.1	7.2	7	2.8	2.3		5.9	6.9
18hr	18801	19497	19903	20039	20647	17534	16741		19060	19728
%>6.6m	6.2	6.8	6.8	6.9	6.7	2.5	2.1		5.7	6.7
16hr	18508	19163	19369	19645	20142	16848	16398		18623	19319
%>6.6m	6.2	6.8	6.9	6.9	6.8	2.5	2.1		5.7	6.7
12hr	16242	16622	16908	17124	17701	14678	14679		16309	16877
%>6.6m	6.4	7	7.2	7.2	7.1	2.5	2		5.9	7
No.days	5	5	5	4	4	4	4			

Average Hourly Variation

Mon	208	126	72	95	161	448	941	1474	1387	1132	1256	1220	1215	1224	1304	1571	1772	1750	937	583	440	302	173	120
Tue	81	48	51	74	141	452	1074	1719	1615	1226	1216	1141	1147	1161	1270	1611	1868	1701	947	558	428	481	216	119
Wed	78	50	51	78	143	451	1065	1785	1644	1223	1073	1102	1214	1210	1297	1665	1949	1770	976	590	453	353	304	230
Thur	91	50	52	74	139	450	1037	1747	1676	1204	1112	1141	1204	1227	1358	1657	1978	1747	1073	635	480	369	247	148
Fri	92	61	55	80	137	396	928	1540	1481	1288	1322	1306	1345	1479	1560	1799	1919	1628	1037	642	483	389	319	186
Sat	135	90	81	77	101	163	325	466	733	889	1141	1309	1336	1413	1435	1594	1640	1636	1086	735	607	504	428	258
Sun	157	105	82	77	73	121	227	318	529	971	1574	1629	1520	1543	1586	1666	1478	1038	828	660	470	361	197	147

Monthly report for Sited : 8626

Feb-24

24 Hour Flows by Day of Month

Mon	Flow	6.6m	Tue	Flow	6.6m	Wed	Flow	6.6m	Thur	Flow	6.6m	Fri	Flow	6.6m	Sat	Flow	6.6m	Sun	Flow	6.6m	
							1	21729	6.9	2	21952	7	3	19540	2.7	4	18198	2.3			
	5	21302	7	6	20933	7.2	7	22373	7.3	8	20192	7.7	9	21558	7.3	10	19624	2.8	11	19798	2.2
	12	23299	6.8	13	22893	7.1	14	22765	6.6	15	23443	6.3	16	23936	6.3	17	19011	2.9	18	20843	2
	19	23438	6.5	20	23223	6.7	21	21752	6.9	22	22692	6.8	23	23336	6.7	24	22437	2.5	25	22292	2.2
	26	22293	7	27	21759	7.1	28	22151	7.1	29	22350	7.2									

Average Flows

	Mon	Tue	Wed	Thur	Fri	Sat	Sun		ADT	AWT
24hr	22583	22202	22260	22081	22696	20153	20283		21762	22351
%>6.6m	6.8	7	7	7	6.8	2.7	2.1		5.8	6.9
18hr	21526	21319	21383	21209	21870	19455	19561		20914	21449
%>6.6m	6.7	6.8	6.7	6.7	6.6	2.5	2		5.5	6.7
16hr	21184	20830	20962	20800	21276	18734	19146		20432	21000
%>6.6m	6.6	6.8	6.8	6.8	6.7	2.5	2		5.6	6.7
12hr	18600	18163	18316	18139	18675	16405	17191		17934	18367
%>6.6m	6.8	7.1	7.1	7.1	6.9	2.4	1.9		5.7	7
No.days	4	4	4	4	5	4	4			

Average Hourly Variation

Mon	101	56	65	104	194	538	1158	1782	1679	1396	1454	1288	1296	1360	1518	1820	2065	1882	1061	618	453	354	208	134
Tue	80	57	50	73	148	476	1189	1850	1766	1260	1185	1187	1235	1323	1476	1796	2090	1906	1090	608	480	390	343	146
Wed	74	58	57	82	145	462	1161	1807	1736	1272	1235	1217	1313	1288	1471	1830	2163	1874	1112	649	473	365	281	140
Thur	84	56	48	78	144	461	1100	1806	1696	1339	1193	1251	1261	1322	1443	1845	2033	1821	1129	684	497	380	265	145
Fri	90	59	57	78	144	398	963	1565	1515	1379	1410	1392	1437	1550	1652	1930	1999	1710	1138	673	528	438	351	243
Sat	146	106	83	80	118	167	340	492	787	1040	1318	1424	1560	1575	1621	1682	1796	1879	1231	823	651	514	445	276
Sun	183	115	105	104	84	132	238	346	639	1134	1735	1842	1727	1755	1823	1900	1849	1349	1092	720	569	429	263	151

Monthly report for Siteld : 8626

Mar-24

24 Hour Flows by Day of Month

Mon	Flow	6.6m	Tue	Flow	6.6m	Wed	Flow	6.6m	Thur	Flow	6.6m	Fri	Flow	6.6m	Sat	Flow	6.6m	Sun	Flow	6.6m	
													1	22576	6.9	2	19925	2.9	3	22728	1.9
4	22116	7.2	5	22472	7	6	23269	7	7	22962	6.8	8	23158	7	9	21181	2.6	10	21037	2	
11	21870	7.1	12	21406	7.2	13	21513	7.5	14	22113	7	15	23232	6.8	16	20935	2.6	17	20527	2.3	
18	22893	7.5	19	22217	7.4	20	21975	7.5	21	22189	7.4	22	23509	6.9	23	18354	2.9	24	22528	2.3	
25	21715	7.3	26	22244	7.3	27	22824	7.1	28	20046	7.6	29			30			31			

Average Flows

	Mon	Tue	Wed	Thur	Fri	Sat	Sun	ADT	AWT
24hr	22149	22085	22395	21828	23119	20099	21705	21980	22434
%>6.6m	7.3	7.2	7.3	7.2	6.9	2.7	2.1	5.8	7.2
18hr	21131	21187	21485	20919	22213	19397	20997	21118	21505
%>6.6m	7.1	7	7	6.9	6.7	2.5	2	5.6	6.9
16hr	20835	20836	21077	20550	21591	18645	20618	20647	21075
%>6.6m	7.1	7	7.1	7	6.8	2.5	1.9	5.6	7
12hr	18256	18135	18353	18293	18860	16325	18418	18090	18393
%>6.6m	7.4	7.4	7.4	7.2	7	2.5	1.8	5.8	7.3
No.days	4	4	4	4	5	5	5		

Average Hourly Variation

	Mon	Tue	Wed	Thur	Fri	Sat	Sun	1802	1705	1433	1421	1318	1320	1314	1415	1723	1985	1828	994	632	450	345	173	123
Mon	88	58	66	95	195	517	1153	1802	1705	1433	1421	1318	1320	1314	1415	1723	1985	1828	994	632	450	345	173	123
Tue	82	51	53	74	151	489	1191	1869	1768	1277	1200	1181	1208	1260	1449	1776	2154	1915	1080	638	495	378	217	134
Wed	87	56	54	75	157	482	1139	1829	1757	1334	1204	1234	1293	1325	1469	1803	2137	1889	1082	692	511	384	268	140
Thur	82	57	59	81	157	473	1092	1771	1793	1340	1250	1254	1262	1373	1547	1865	2108	1882	1132	695	483	375	298	194
Fri	108	61	65	86	150	438	970	1588	1591	1512	1503	1424	1422	1537	1629	1869	1982	1665	1140	732	536	494	372	250
Sat	153	96	85	81	110	176	360	542	855	1118	1345	1428	1551	1585	1546	1606	1740	1750	1259	850	593	516	432	321
Sun	190	116	92	97	87	127	270	408	670	1190	1878	1881	1810	1809	1884	1986	1989	1655	1259	877	607	446	241	138

Month	24hr	24hr	24hr	24hr	18hr	18hr	18hr	18hr	16hr	16hr	16hr	16hr	12hr	12hr	12hr	12hr
	ADT	%>6.6m	AWT	%>6.6m	ADT	%>6.6m	AWT	%>6.6m	ADT	%>6.6m	AWT	%>6.6m	ADT	%>6.6m	AWT	%>6.6m
Sep-23	25053	5.3	24066	6.8	24065	5.1	23113	6.6	22606	5.3	22120	6.8	18735	5.8	18753	7.2
Oct-23	24165	5.5	23829	6.8	23263	5.3	22914	6.5	22188	5.4	22032	6.7	18165	5.9	18416	7.3
Nov-23	23158	6	23058	7.3	22263	5.8	22124	7.1	21466	5.9	21434	7.2	18118	6.3	18399	7.6
Dec-23	19338	5	20116	6.1	18581	4.7	19332	5.8	17936	4.8	18706	5.9	15420	5	16149	6.2
Jan-24	19892	5.9	20631	6.9	19060	5.7	19728	6.7	18623	5.7	19319	6.7	16309	5.9	16877	7
Feb-24	21762	5.8	22351	6.9	20914	5.5	21449	6.7	20432	5.6	21000	6.7	17934	5.7	18367	7
Mar-24	21980	5.8	22434	7.2	21118	5.6	21505	6.9	20647	5.6	21075	7	18090	5.8	18393	7.3
Average	22193	5.6	22355	6.9	21323	5.4	21452	6.6	20557	5.5	20812	6.7	17539	5.8	17907.7	7.1

**TMU Site 9067/1**

Monthly report for SiteId : 8625

Sep-23

24 Hour Flows by Day of Month

Mon	Flow	6.6m	Tue	Flow	6.6m	Wed	Flow	6.6m	Thur	Flow	6.6m	Fri	Flow	6.6m	Sat	Flow	6.6m	Sun	Flow	6.6m	
													1	35919	4.5	2	30065	2.3	3	26453	2
	4	27552	5.7	5	25608	6	6	25336	6.5	7	24468	6.7	8	29341	5.9	9	33990	1.9	10	22077	2.2
	11	22039	7.4	12	21825	7.1	13	23483	7	14	22855	6.9	15	27512	5.8	16	30110	2	17	19835	2.4
	18	21596	7.1	19	21103	7.1	20	21434	7.6	21	22729	6.9	22	28714	5.9	23	26564	2.4	24	17646	2.6
	25	22474	6.7	26	21778	6.7	27	20917	6.9	28	22145	6.7	29	28537	5.5	30	29130	2.4			

Average Flows

	Mon	Tue	Wed	Thur	Fri	Sat	Sun												ADT	AWT			
24hr		23415	22579	22793	23049	30005	29972	21503												25108	24636		Sum
%>6.6m		6.7	6.7	7	6.8	5.4	2.2	2.2												5.1	6.4		
18hr		22961	22073	22318	22569	29464	29370	20882												24579	24143		
%>6.6m		6.6	6.5	6.8	6.6	5.3	2	2.2												4.9	6.2		
16hr		22562	21538	21832	22077	28713	28629	20444												24017	23600		
%>6.6m		6.6	6.6	6.9	6.7	5.4	2	2.1												5	6.3		
12hr		20127	19019	19226	19409	24312	24813	18059												20966	20604		
%>6.6m		6.8	6.8	7.2	7	5.7	2	2.1												5.2	6.6		
No.days		4	4	4	4	5	5	4															

Average Hourly Variation

Mon	96	63	39	50	64	143	566	1794	2192	1542	1533	1611	1618	1488	1569	1575	1962	1920	1324	907	580	382	253	146
Tue	102	70	55	47	76	157	571	1708	2291	1568	1359	1394	1345	1277	1318	1417	1972	2006	1365	939	611	399	328	207
Wed	94	73	51	52	67	138	580	1853	2219	1545	1408	1430	1393	1302	1328	1470	1957	1952	1370	923	651	452	306	180
Thur	100	72	45	50	63	149	568	1851	2248	1495	1398	1404	1371	1335	1345	1503	2055	1971	1436	974	672	453	305	188
Fri	124	79	60	54	74	149	558	1696	1981	1660	1866	1939	1898	1939	2096	2145	2349	2387	2357	2050	1141	653	478	273
Sat	172	113	77	68	71	102	237	560	919	1629	2229	2536	2630	2580	2550	2396	2228	2299	2257	1844	1098	638	435	305
Sun	205	130	74	64	70	79	170	389	630	1303	1970	2152	2040	2046	1891	1562	1499	1358	1220	1049	718	447	276	162

Monthly report for SiteId : 8625

Oct-23

24 Hour Flows by Day of Month

Mon	Flow	6.6m	Tue	Flow	6.6m	Wed	Flow	6.6m	Thur	Flow	6.6m	Fri	Flow	6.6m	Sat	Flow	6.6m	Sun	Flow	6.6m			
																			1	19052	2.4		
	2	21331	7	3	22623	6.9	4	22518	6.6	5	21973	6.8	6	27619	6.2	7	30378	2.2	8	21686	2.2		
	9	22678	6.8	10	22673	6.8	11	21728	7.1	12	23230	6.6	13	27258	6	14	25580	2.5	15	20617	2.2		
	16	22879	6.5	17	22617	6.5	18	22374	6.7	19	23076	6.5	20	29349	5.6	21	23772	2.9	22	21747	2.2		
	23	26013	6.2	24	24336	6.5	25	27408	5.7	26	26758	5.9	27	32495	4.9	28	27372	2.5	29	21078	2.4		
	30	25348	6.4	31	23683	6.6																	

Average Flows

	Mon	Tue	Wed	Thur	Fri	Sat	Sun													ADT	AWT			
24hr		23650	23186	23507	23759	29180	26776	20836													24234	24544		
%>6.6m		6.6	6.6	6.4	6.4	5.6	2.5	2.3													5.2	6.3		
18hr		23201	22718	23033	23287	28667	26232	20249													23733	24070		
%>6.6m		6.4	6.5	6.3	6.3	5.5	2.3	2.2													5.1	6.2		
16hr		22794	22175	22547	22721	27988	25602	19811													23204	23539		
%>6.6m		6.5	6.5	6.4	6.3	5.5	2.3	2.1													5.1	6.2		
12hr		20462	19661	19969	20001	23867	22629	17585													20465	20726		
%>6.6m		6.6	6.8	6.6	6.6	5.9	2.3	2.1													5.3	6.5		
No.days		5	5	4	4	4	4	5																

Average Hourly Variation

Mon	98	62	44	46	63	137	555	1713	2171	1534	1514	1623	1612	1544	1597	1625	2084	2083	1362	895	514	367	266	140
Tue	84	60	51	51	69	154	557	1706	2205	1609	1392	1384	1368	1327	1370	1534	2080	2135	1550	987	576	395	331	211
Wed	110	57	56	51	61	140	561	1686	2185	1597	1424	1477	1460	1413	1419	1620	2124	2093	1472	998	611	408	320	166
Thur	96	63	56	51	68	138	553	1684	2174	1568	1366	1438	1460	1446	1447	1623	2090	2164	1543	1071	650	446	340	227
Fri	116	70	60	52	68	149	525	1517	1886	1575	1598	1756	1890	2034	2180	2304	2448	2356	2325	1938	1080	579	406	273
Sat	156	97	76	58	69	89	236	513	754	1257	1753	2295	2389	2463	2403	2361	2264	2250	1928	1469	788	480	365	265
Sun	192	135	75	61	54	70	162	388	517	1008	1587	1947	1949	2028	1980	1744	1604	1524	1308	943	696	425	268	170

Monthly report for Siteld : 8625

Nov-23

24 Hour Flows by Day of Month

Mon	Flow	6.6m	Tue	Flow	6.6m	Wed	Flow	6.6m	Thur	Flow	6.6m	Fri	Flow	6.6m	Sat	Flow	6.6m	Sun	Flow	6.6m	
							1	26129	6.6	2	25619	6.7	3	30228	5.5	4	23174	2.6	5	18676	2.4
6	21450	7.6	7	21757	7.7	8	22374	7.6	9	22883	7.5	10	28178	6.1	11	28875	2.2	12	17918	2.4	
13	20171	7.5	14	22644	7.5	15	22718	7.2	16	23383	7	17	27510	6.1	18	24909	2.5	19	17024	2.4	
20	21442	7.2	21	22718	6.9	22	22233	6.9	23	22536	7	24	27279	6	25	25922	2.4	26	18752	2.4	
27	21382	7.2	28	22619	7.1	29	22234	7.4	30	22911	7.2										

Average Flows

	Mon	Tue	Wed	Thur	Fri	Sat	Sun												ADT	AWT	
24hr	21111	22435	23138	23466	28299	25720	18093												23188	23654	
%>6.6m	7.4	7.3	7.1	7.1	5.9	2.4	2.4												5.8	6.9	
18hr	20709	21990	22666	22997	27804	25192	17578												22713	23197	
%>6.6m	7.2	7.1	6.9	6.9	5.7	2.2	2.2												5.6	6.8	
16hr	20315	21478	22122	22412	27111	24550	17189												22175	22649	
%>6.6m	7.3	7.2	7	7	5.8	2.2	2.2												5.7	6.8	
12hr	18243	19086	19592	19775	23685	21926	15248												19653	20040	
%>6.6m	7.5	7.4	7.3	7.3	6.1	2.2	2.1												5.8	7.1	
No.days	4	4	5	5	4	4	4														

Average Hourly Variation

Mon	94	50	37	37	43	143	552	1766	2301	1491	1227	1271	1207	1232	1311	1483	1914	1837	1204	742	450	328	255	139
Tue	92	63	52	48	57	134	583	1849	2379	1546	1284	1242	1189	1215	1346	1480	2097	1973	1487	898	528	383	297	215
Wed	108	74	54	40	58	137	565	1800	2260	1603	1364	1363	1351	1334	1399	1579	2135	2039	1365	950	594	422	333	212
Thur	103	62	49	50	62	144	568	1811	2335	1608	1320	1310	1373	1321	1430	1564	2159	2046	1497	997	630	442	353	232
Fri	114	66	48	43	68	157	551	1679	2057	1544	1574	1780	1902	1923	2091	2227	2518	2347	2045	1397	902	575	422	270
Sat	177	91	72	50	52	85	244	593	787	1141	1768	2247	2417	2404	2337	2322	2276	1971	1666	1185	712	483	374	269
Sun	181	110	62	52	44	66	158	454	624	928	1341	1587	1708	1729	1647	1489	1447	1288	1006	828	561	394	237	152

Monthly report for Siteld : 8625

Dec-23

24 Hour Flows by Day of Month

Mon	Flow	6.6m	Tue	Flow	6.6m	Wed	Flow	6.6m	Thur	Flow	6.6m	Fri	Flow	6.6m	Sat	Flow	6.6m	Sun	Flow	6.6m	
							1	26826	6.2	2	20396	2.8	3	16291	2.6						
4	20667	7.8	5	21987	7.6	6	22041	7	7	21395	6.8	8	25567	6.1	9	19934	2.8	10	16627	2.5	
11	21627	6.9	12	18209	8.1	13			14			15			16			17			
18	2747	4.2	19	22237	6.5	20			21			22	1309	2.5	23			24			
25			26			27			28			29	3524	2.2	30	18940	2.5	31	17082	1.6	

Average Flows

	Mon	Tue	Wed	Thur	Fri	Sat	Sun												ADT	AWT				
24hr	15014	20811	22041	21395	14307	19757	16667												20665	23119				
%>6.6m	7.2	7.4	7	6.8	5.9	2.7	2.2												5	6.9				
18hr	14737	20356	21562	21120	14010	19162	16158												20143	22627				
%>6.6m	7	7.2	6.8	6.8	5.7	2.5	2												4.8	6.7				
16hr	14280	20130	20898	20481	13411	18550	15665												19555	22003				
%>6.6m	7.1	7.2	6.8	6.9	5.8	2.5	2												4.8	6.8				
12hr	12195	18270	18477	17952	11351	16349	13800												17231	19387				
%>6.6m	7.5	7.3	7	7.2	6.1	2.4	1.9												4.9	7				
No.days	4	4	4	4	5	5	5																	

Average Hourly Variation

Mon	80	55	48	37	54	141	596	1816	2204	1485	1231	1214	1217	1294	1270	1416	1862	1855	955	795	511	383	294	163
Tue	98	66	53	38	59	141	587	1775	2215	1697	1310	1283	1203	1205	1286	1446	1977	1824	1575	898	571	441	241	196
Wed	120	69	59	32	58	141	567	1683	2350	1560	1259	1182	1189	1164	1320	1504	2040	1907	1319	866	572	416	326	338
Thur	204	71					588	1727	2288	1641	1202	1162	1125	1180	1295	1360	1841	1851	1280	920	598	423	376	263
Fri	170	94	69	54	73	136	572	1689	1990	1441	1370	1469	1609	1759	1997	2090	2219	2114	1478	861	727	491	461	338
Sat	218	124	72	48	56	76	220	455	600	793	1253	1786	1999	2074	1812	1693	1465	1292	1127	935	596	451	335	277
Sun	179	101	71	46	44	66	157	350	382	662	1096	1491	1570	1744	1613	1432	1347	1199	914	778	539	392	271	222

Monthly report for Sited : 8625

Jan-24

24 Hour Flows by Day of Month

Mon	Flow	6.6m	Tue	Flow	6.6m	Wed	Flow	6.6m	Thur	Flow	6.6m	Fri	Flow	6.6m	Sat	Flow	6.6m	Sun	Flow	6.6m	
	1	13781	1.1	2	17533	5.8	3	18924	6.2	4	20339	6.3	5	22421	6.1	6	19317	2.6	7	15478	2.6
	8	19825	7.5	9	20940	6.9	10	20966	7.1	11	21621	7.1	12	22518	6.6	13	18516	2.6	14	15765	2.2
	15	20429	7.3	16	18488	7.7	17	21467	6.8	18	21009	7	19	23002	6.6	20	17026	2.8	21	13482	2.7
	22	19606	7.3	23	20168	7.4	24	21028	7.3	25	21550	6.7	26	23692	6.5	27	20145	2.5	28	16561	1.9
	29	19931	7.4	30	19813	6.9	31														

Average Flows

	Mon	Tue	Wed	Thur	Fri	Sat	Sun													ADT	AWT
24hr	18714	19388	20596	21130	22908	18751	15322													19501	20440
%>6.6m	6.4	6.9	6.8	6.8	6.4	2.6	2.3													5.7	6.7
18hr	18303	19010	20222	20728	22479	18293	14871													19087	20041
%>6.6m	6.3	6.7	6.7	6.6	6.3	2.4	2.2													5.5	6.5
16hr	17935	18698	19772	20292	21955	17768	14551													18659	19611
%>6.6m	6.4	6.8	6.8	6.7	6.3	2.4	2.2													5.6	6.6
12hr	16093	17035	17665	18026	19568	15929	12931													16665	17516
%>6.6m	6.5	6.9	6.9	6.9	6.5	2.3	2.1													5.7	6.8
No.days	5	5	5	4	4	4	4														

Average Hourly Variation

Mon	95	73	50	33	50	110	503	1540	1899	1243	1090	1204	1217	1206	1204	1259	1617	1604	1008	648	403	289	223	145
Tue	74	53	38	34	53	127	556	1743	2160	1387	1133	1120	1135	1128	1194	1347	1806	1838	1045	664	415	305	255	135
Wed	73	48	41	36	53	124	552	1717	2193	1406	1202	1164	1154	1156	1222	1408	1918	1892	1235	766	461	328	278	173
Thur	84	50	38	40	57	132	576	1723	2239	1494	1197	1213	1210	1213	1272	1452	1903	1901	1212	810	516	364	280	157
Fri	92	59	44	46	53	136	549	1660	2006	1405	1337	1399	1494	1607	1791	1873	2010	1737	1250	871	568	400	326	197
Sat	138	78	56	43	58	86	219	530	700	938	1391	1833	1948	1926	1659	1427	1333	1181	1064	734	528	358	299	227
Sun	163	93	57	41	39	58	153	376	457	722	1206	1617	1621	1589	1295	1205	1078	973	792	708	475	286	196	125

Monthly report for Sited : 8625

Feb-24

24 Hour Flows by Day of Month

Mon	Flow	6.6m	Tue	Flow	6.6m	Wed	Flow	6.6m	Thur	Flow	6.6m	Fri	Flow	6.6m	Sat	Flow	6.6m	Sun	Flow	6.6m	
										1	2787	3.3	2	23238	6.1	3	19766	2.5	4	15742	2.2
	5	20594	6.9	6	20738	7.3	7	22225	7	8	20258	7.4	9	23449	6.4	10	20799	2.5	11	17467	2.2
	12	22510	6.6	13	22900	6.8	14	22569	6.3	15	24035	6.1	16	25447	5.9	17	19527	2.9	18	18286	2.1
	19	22376	6.4	20	22909	6.5	21	21818	6.7	22	22631	6.7	23	24698	6.2	24	23666	2.4	25	19184	2.1
	26	20655	7.3	27	21224	6.7	28	21858	7	29	22381	6.9									

Average Flows

	Mon	Tue	Wed	Thur	Fri	Sat	Sun													ADT	AWT
24hr	21534	21943	22118	18418	24208	20940	17670													21534	22426
%>6.6m	6.8	6.8	6.8	6.6	6.1	2.5	2.2													5.5	6.6
18hr	21133	21575	21685	18065	23774	20468	17183													21100	22010
%>6.6m	6.6	6.6	6.6	6.5	6	2.4	2													5.4	6.5
16hr	20806	21062	21169	17599	23167	19881	16829													20618	21524
%>6.6m	6.7	6.7	6.7	6.6	6.1	2.4	2													5.4	6.5
12hr	18786	18790	18812	15395	20525	17879	15078													18422	19200
%>6.6m	6.8	6.8	6.8	6.8	6.2	2.3	1.9													5.5	6.7
No.days	4	4	4	4	5	4	4														

Average Hourly Variation

Mon	99	53	42	32	46	129	566	1852	2297	1536	1429	1483	1349	1324	1273	1419	1901	1825	1100	722	446	287	206	122
Tue	63	45	34	33	60	133	581	1911	2338	1562	1389	1304	1273	1201	1257	1454	1887	1917	1297	830	497	365	331	182
Wed	101	58	48	39	61	127	579	1787	2252	1535	1363	1339	1294	1242	1307	1503	1968	1945	1277	862	523	395	325	191
Thur	101	55	40	41	63	141	581	1876	2288	1557	1339	1357	1357	1335	1332	1490	1963	1904	1157	834	538	368	290	176
Fri	103	55	43	37	61	136	539	1759	1974	1421	1424	1585	1670	1688	1828	1901	2032	1823	1421	1007	650	447	364	242
Sat	151	76	62	47	52	84	216	540	768	1123	1616	2173	2227	2187	1863	1536	1414	1322	1112	824	522	441	323	264
Sun	171	105	65	39	40	67	167	411	546	941	1419	1888	1915	1851	1593	1357	1243	1061	854	738	501	345	209	145

Monthly report for Siteld : 8625

Mar-24

24 Hour Flows by Day of Month

Mon	Flow	6.6m	Tue	Flow	6.6m	Wed	Flow	6.6m	Thur	Flow	6.6m	Fri	Flow	6.6m	Sat	Flow	6.6m	Sun	Flow	6.6m	
													1	25085	6	2	20526	2.6	3	18941	2.1
4	21098	7.1	5	22015	7	6	22937	6.7	7	22844	6.8	8	25310	6.3	9	22174	2.4	10	17655	2	
11	21118	7.3	12	20933	7.2	13	21276	7.2	14	22258	6.7	15	25226	6.4	16	21841	2.4	17	17614	2.3	
18	21749	7.5	19	21953	7.3	20	21658	7.4	21	22439	7.3	22	25576	6.3	23	18995	2.9	24	19656	2.1	
25	21133	7	26	22064	7	27	22851	7	28	25001	6.8	29	24101	3.7	30	25801	2.2	31	20631	1.6	

Average Flows

	Mon	Tue	Wed	Thur	Fri	Sat	Sun	ADT	AWT
24hr	21275	21741	22181	23136	25060	21867	18899	22015	22792
%>6.6m	7.2	7.1	7.1	6.9	5.7	2.5	2	5.4	6.7
18hr	20885	21350	21761	22707	24578	21374	18412	21569	22367
%>6.6m	7.1	6.9	6.9	6.7	5.6	2.3	1.9	5.2	6.6
16hr	20473	20865	21285	22141	23950	20793	17998	21057	21848
%>6.6m	7.1	7	7	6.8	5.6	2.3	1.9	5.3	6.6
12hr	18385	18606	18886	19544	21145	18753	16056	18757	19400
%>6.6m	7.3	7.2	7.2	7	5.8	2.2	1.8	5.4	6.8
No.days	4	4	4	4	5	5	5		

Average Hourly Variation

	Mon	Tue	Wed	Thur	Fri	Sat	Sun	Mon	Tue	Wed	Thur	Fri	Sat	Sun	Mon	Tue	Wed	Thur	Fri	Sat	Sun			
Mon	94	45	39	34	48	130	601	1897	2251	1525	1315	1364	1312	1283	1349	1358	1850	1799	1083	719	463	306	264	149
Tue	82	48	35	42	53	133	636	1922	2347	1546	1331	1282	1225	1233	1285	1408	1896	1898	1234	771	493	359	313	171
Wed	97	56	41	37	53	137	644	1886	2266	1560	1402	1342	1303	1271	1326	1457	1864	1951	1261	810	552	394	295	181
Thur	100	50	42	43	58	136	609	1887	2316	1543	1387	1396	1357	1322	1406	1541	2053	1928	1410	933	616	440	345	221
Fri	130	66	45	48	56	137	519	1553	1849	1507	1578	1720	1745	1821	1965	1979	2085	1820	1524	1123	717	447	374	254
Sat	159	92	66	43	51	83	237	594	865	1369	1980	2300	2205	2138	1827	1529	1423	1374	1147	813	574	415	311	270
Sun	176	102	74	54	41	61	165	412	541	1030	1752	2115	2160	1939	1603	1347	1198	1052	908	823	583	370	238	177

Month	24hr	24hr	24hr	24hr	18hr	18hr	18hr	18hr	16hr	16hr	16hr	16hr	12hr	12hr	12hr	12hr
	ADT	%>6.6m	AWT	%>6.6m	ADT	%>6.6m	AWT	%>6.6m	ADT	%>6.6m	AWT	%>6.6m	ADT	%>6.6m	AWT	%>6.6m
Sep-23	25108	5.1	24636	6.4	24579	4.9	24143	6.2	24017	5	23600	6.3	20966	5.2	20604	6.6
Oct-23	24234	5.2	24544	6.3	23733	5.1	24070	6.2	23204	5.1	23539	6.2	20465	5.3	20726	6.5
Nov-23	23188	5.8	23654	6.9	22713	5.6	23197	6.8	22175	5.7	22649	6.8	19653	5.8	20040	7.1
Dec-23	20665	5	23119	6.9	20143	4.8	22627	6.7	19555	4.8	22003	6.8	17231	4.9	19387	7
Jan-24	19501	5.7	20440	6.7	19087	5.5	20041	6.5	18659	5.6	19611	6.6	16665	5.7	17516	6.8
Feb-24	21534	5.5	22426	6.6	21100	5.4	22010	6.5	20618	5.4	21524	6.5	18422	5.5	19200	6.7
Mar-24	22015	5.4	22792	6.7	21569	5.2	22367	6.6	21057	5.3	21848	6.6	18757	5.4	19400	6.8
Average	22321	5.4	23087	6.6	21846	5.2	22636	6.5	21326	5.3	22111	6.5	18880	5.4	19553.3	6.8

DT WB + EB 44513 1205  
 WB % 50.1%  
 EB % 49.9%



TMU Site 9010/1 Monthly report for SiteId : 8627

Sep-23

24 Hour Flows by Day of Month

Mon	Flow	6.6m	Tue	Flow	6.6m	Wed	Flow	6.6m	Thur	Flow	6.6m	Fri	Flow	6.6m	Sat	Flow	6.6m	Sun	Flow	6.6m
							1	47681		5.9		2	38815		2.9	3	34184		2.6	
4	37549	7.2	5	36047	7.6	6	35883	8.1	7	35279	8.2	8	39843	7.2	9	43022	2.4	10	29204	3
11	31964	8.6	12	31833	8.8	13	34245	8.3	14	33478	8.2	15	38680	7.1	16	39389	2.8	17	27641	2.7
18	31433	9.1	19	30951	8.9	20	31535	8.9	21	33543	8.2	22	39715	7.1	23	34761	3.2	24	24747	3.1
25	32646	8.1	26	32633	8.3	27	31634	8.4	28	33108	8.3	29	40318	7.2	30	38180		3		

Average Flows

	Mon	Tue	Wed	Thur	Fri	Sat	Sun												ADT	AWT
24hr	33398	32866	33324	33852	41247	38833	28944												34998	35238
%>6.6m	8.2	8.4	8.4	8.2	6.9	2.8	2.8												6.4	7.9
18hr	32629	32023	32502	33060	40348	37862	28039												34135	34409
%>6.6m	8	8.1	8.1	7.9	6.6	2.6	2.8												6.2	7.6
16hr	32072	31206	31773	32315	39309	36824	27427												33328	33620
%>6.6m	8	8.1	8.2	8	6.7	2.6	2.7												6.2	7.7
12hr	28498	27389	27844	28255	33273	31976	24058												29014	29253
%>6.6m	8.3	8.4	8.5	8.3	7.1	2.6	2.6												6.4	8
No.days	4	4	4	4	5	5	4													

Average Hourly Variation

Mon	150	89	71	86	119	255	1010	2799	2822	2099	2098	2141	2196	2024	2230	2371	2988	2806	1925	1230	800	534	355	202
Tue	148	106	86	83	149	271	1066	2723	2944	2145	1865	1901	1878	1813	1896	2237	3000	2989	1998	1335	849	569	497	320
Wed	149	109	82	98	127	258	1070	2875	2917	2080	1909	1978	1935	1861	1893	2327	3045	2977	2049	1303	916	639	462	267
Thur	145	96	78	86	113	274	1051	2881	2956	2099	1928	1965	1934	1922	2010	2379	3123	2933	2126	1396	945	669	466	279
Fri	174	126	97	86	136	281	991	2634	2586	2216	2429	2510	2537	2666	2860	3003	3325	3358	3149	2691	1480	875	638	400
Sat	266	168	113	106	131	189	452	860	1310	2098	2782	3157	3297	3343	3230	3032	2945	3048	2874	2252	1341	803	587	451
Sun	289	174	101	98	102	142	296	613	953	1766	2392	2700	2576	2639	2402	2147	2197	1948	1726	1467	975	630	378	234

Monthly report for SiteId : 8627

Oct-23

24 Hour Flows by Day of Month

Mon	Flow	6.6m	Tue	Flow	6.6m	Wed	Flow	6.6m	Thur	Flow	6.6m	Fri	Flow	6.6m	Sat	Flow	6.6m	Sun	Flow	6.6m	
																			1	26496	2.8
2	31241	8.6	3	32956	8.3	4	33579	8.1	5	32559	8.4	6	39287	7.5	7	39421	2.8	8	30146	2.6	
9	32763	8.4	10	33322	8.1	11	32027	8.5	12	34320	7.9	13	39165	7.2	14	33960	3.1	15	28694	2.8	
16	33167	8	17	33478	8.1	18	32965	8.4	19	33913	8.5	20	40158	7	21	31712	3.5	22	29178	2.6	
23	35576	7.6	24	34339	8.3	25	38086	7.4	26	37442	7.5	27	43981	6.4	28	35432	3.3	29	29316	2.8	
30	35244	7.9	31	33434	8.2																

Average Flows

	Mon	Tue	Wed	Thur	Fri	Sat	Sun												ADT	AWT
24hr	33598	33506	34164	34559	40648	35131	28766												34108	35136
%>6.6m	8.1	8.2	8.1	8.1	7	3.2	2.7												6.5	7.9
18hr	32851	32733	33345	33770	39780	34269	27879												33289	34341
%>6.6m	7.9	7.9	7.8	7.8	6.7	2.9	2.6												6.3	7.6
16hr	32277	31924	32641	32902	38796	33341	27236												32513	33562
%>6.6m	7.9	8	7.9	7.9	6.8	2.9	2.6												6.4	7.7
12hr	28846	28210	28767	28725	33164	29485	24074												28587	29450
%>6.6m	8.2	8.3	8.1	8.2	7.2	2.8	2.5												6.6	8
No.days	5	5	4	4	4	4	5													

Average Hourly Variation

Mon	156	94	65	77	108	247	962	2664	2870	2074	2044	2179	2162	2111	2240	2386	3172	3035	1907	1222	726	521	366	209
Tue	128	91	82	84	123	265	1009	2675	2879	2199	1896	1885	1858	1869	2008	2401	3224	3119	2198	1335	797	573	480	328
Wed	174	95	94	87	118	252	1003	2663	2867	2150	1973	2012	2008	1952	2090	2534	3265	3088	2167	1396	860	615	451	254
Thur	153	100	85	89	117	245	1002	2651	2887	2113	1859	1995	2025	2021	2146	2481	3196	3109	2242	1538	960	677	508	361
Fri	183	120	89	90	124	263	913	2388	2519	2111	2098	2387	2556	2829	3044	3272	3507	3296	3157	2520	1385	815	585	398
Sat	240	147	111	98	116	150	395	761	1078	1635	2305	2925	3102	3143	3038	3083	2964	2945	2507	1784	1022	656	517	411
Sun	284	196	110	88	90	119	275	560	799	1506	2104	2560	2590	2673	2584	2400	2364	2148	1786	1380	888	619	378	264

Monthly report for Sited : 8627

Nov-23

24 Hour Flows by Day of Month

Mon	Flow	6.6m	Tue	Flow	6.6m	Wed	Flow	6.6m	Thur	Flow	6.6m	Fri	Flow	6.6m	Sat	Flow	6.6m	Sun	Flow	6.6m	
							1	36158	7.9	2	35415	7.9	3	41410	6.8	4	30369	3.2	5	25650	2.8
6	30967	8.8	7	31681	9.2	8	32481	9	9	33292	9	10	39514	7.6	11	38076	2.7	12	24797	2.8	
13	29740	9	14	32724	8.6	15	33203	8.5	16	33818	8.5	17	38558	7.4	18	32960	3.2	19	23657	2.8	
20	31248	9	21	33007	8.5	22	32682	8.6	23	32764	8.6	24	38322	7.4	25	34608	3	26	26002	3	
27	30845	8.6	28	32864	8.4	29	32479	8.6	30	33211	8.7										

Average Flows

	Mon	Tue	Wed	Thur	Fri	Sat	Sun													ADT	AWT
24hr	30700	32569	33401	33700	39451	34003	25027													32750	33927
%>6.6m	8.9	8.7	8.5	8.5	7.3	3	2.8													7.1	8.4
18hr	30048	31865	32659	32980	38658	33185	24267													32010	33204
%>6.6m	8.6	8.4	8.3	8.3	7	2.8	2.7													6.8	8.1
16hr	29498	31124	31883	32156	37667	32246	23694													31237	32425
%>6.6m	8.7	8.4	8.4	8.4	7.1	2.7	2.7													6.9	8.2
12hr	26315	27464	28059	28122	32806	28670	20861													27512	28511
%>6.6m	8.9	8.7	8.6	8.7	7.4	2.7	2.6													7.1	8.4
No.days	4	4	5	5	4	4	4														

Average Hourly Variation

Mon	139	77	59	56	77	245	991	2704	2954	2017	1738	1755	1720	1763	1922	2317	2927	2724	1775	1047	660	485	345	205
Tue	133	93	73	67	102	238	1075	2837	3094	2080	1803	1734	1692	1790	1977	2370	3149	2787	2152	1248	788	549	431	310
Wed	154	101	70	68	109	239	1025	2777	2949	2103	1889	1885	1877	1879	2055	2422	3202	2973	2048	1362	834	604	472	305
Thur	143	86	67	72	105	248	1029	2755	3076	2132	1831	1809	1905	1889	2061	2428	3181	2955	2100	1422	917	666	494	330
Fri	169	96	71	71	114	274	992	2592	2681	2050	2102	2400	2573	2626	2904	3236	3552	3311	2780	1886	1203	781	588	404
Sat	265	134	102	77	88	152	421	807	1113	1510	2347	2927	3080	3056	2962	3006	3036	2608	2220	1537	942	676	537	403
Sun	269	152	83	71	73	112	271	608	863	1317	1750	2113	2287	2284	2199	2113	2101	1830	1398	1170	817	575	333	241

Monthly report for Sited : 8627

Dec-23

24 Hour Flows by Day of Month

Mon	Flow	6.6m	Tue	Flow	6.6m	Wed	Flow	6.6m	Thur	Flow	6.6m	Fri	Flow	6.6m	Sat	Flow	6.6m	Sun	Flow	6.6m	
							1	37588	7.5	2	27707	3.6	3	23055	3						
4	30281	9.4	5	32109	8.9	6	33035	8.5	7	32260	8.7	8	36860	7.4	9	27520	3.5	10	23856	2.8	
11	31770	8.4	12	33101	8.6	13	33807	8.2	14	33575	8.5	15	35804	7.6	16	30918	3.5	17	25691	2.4	
18	30585	8.4	19	31824	8.2	20	31400	8.6	21	30123	8.1	22	28917	6.3	23	25983	3	24	18766	2	
25	14189	0.6	26	23032	1.3	27	25307	4.3	28	25975	4.9	29	27194	4.4	30	25262	3.1	31	21552	1.9	

Average Flows

	Mon	Tue	Wed	Thur	Fri	Sat	Sun													ADT	AWT
24hr	26706	30017	30887	30483	33273	27478	22584													28679	30416
%>6.6m	7.7	7.2	7.6	7.7	6.8	3.3	2.4													6.1	7.3
18hr	26138	29394	30163	29766	32480	26637	21839													27955	29726
%>6.6m	7.4	6.9	7.3	7.4	6.5	3	2.3													5.8	7.1
16hr	25518	28570	29305	28969	31391	25717	21230													27133	28876
%>6.6m	7.5	7	7.4	7.5	6.6	3	2.2													5.9	7.1
12hr	22396	25084	25769	25375	27441	22543	18653													23796	25319
%>6.6m	7.8	7.2	7.6	7.7	6.8	2.9	2.2													6	7.3
No.days	4	4	4	4	4	5	5														

Average Hourly Variation

Mon	119	81	58	48	72	191	783	2065	2227	1601	1555	1677	1763	1772	1739	1849	2379	2274	1498	1074	720	545	390	231
Tue	130	82	61	53	86	212	818	2094	2226	1899	1742	1987	1997	1940	2036	2203	2554	2491	1917	1211	857	601	462	362
Wed	183	87	69	62	96	229	834	2220	2548	1899	1731	1893	1928	1969	2116	2341	2788	2543	1795	1227	865	610	476	382
Thur	177	93	60	65	98	226	857	2154	2476	1875	1728	1936	2013	2049	2045	2299	2560	2501	1740	1210	869	659	490	307
Fri	191	112	77	71	102	239	796	2017	2183	1674	1830	2098	2276	2438	2583	2738	2871	2589	2143	1481	990	683	663	427
Sat	278	158	101	79	88	137	349	628	871	1143	1755	2392	2657	2671	2401	2340	2106	1903	1676	1261	879	685	524	396
Sun	268	150	86	71	66	104	233	443	557	955	1475	1978	2143	2262	2103	1976	1894	1631	1236	1074	745	525	356	253

Monthly report for Sited : 8627

Jan-24

24 Hour Flows by Day of Month

Mon	Flow	6.6m	Tue	Flow	6.6m	Wed	Flow	6.6m	Thur	Flow	6.6m	Fri	Flow	6.6m	Sat	Flow	6.6m	Sun	Flow	6.6m	
	1	18529	1.4	2	24433	7	3	27170	7.9	4	28731	8.1	5	31245	7.5	6	25981	3.3	7	21399	2.8
	8	28153	8.8	9	30280	8.1	10	30302	8.2	11	30817	8.1	12	32077	8	13	25058	3.2	14	22377	2.5
	15	29261	8.4	16	26479	8.9	17	30328	8	18	30193	8.3	19	32309	7.8	20	23709	3.4	21	19128	2.8
	22	28294	8.8	23	29425	8.7	24	30508	8.5	25	31385	8.2	26	33738	7.7	27	27352	3.3	28	23535	2.2
	29	28807	8.7	30	32022	8.1	31	31534	8.2												

Average Flows

	Mon	Tue	Wed	Thur	Fri	Sat	Sun													ADT	AWT
24hr	26609	28528	29968	30282	32342	25525	21610													27889	29392
%>6.6m	7.7	8.2	8.2	8.2	7.7	3.3	2.5													6.9	8
18hr	25974	27915	29337	29626	31642	24837	20946													27236	28748
%>6.6m	7.5	7.9	7.9	7.9	7.4	2.9	2.4													6.6	7.7
16hr	25446	27381	28634	29000	30887	24081	20495													26618	28124
%>6.6m	7.5	7.9	7.9	8	7.5	3	2.4													6.7	7.8
12hr	22696	24336	25351	25569	27332	21502	18117													23613	24935
%>6.6m	7.7	8.1	8.1	8.2	7.7	2.8	2.3													6.8	7.9
No.days	5	5	5	4	4	4	4														

Average Hourly Variation

Mon	131	107	72	52	79	193	837	2253	2413	1661	1479	1659	1659	1693	1678	1925	2474	2354	1447	902	576	435	307	222
Tue	110	75	59	47	91	229	968	2563	2758	1849	1544	1582	1540	1586	1742	2056	2785	2661	1671	1005	628	444	343	190
Wed	115	73	58	57	96	233	988	2645	2849	1897	1650	1650	1626	1621	1791	2161	2934	2745	1781	1100	688	508	416	287
Thur	127	79	57	63	98	233	991	2609	2888	1963	1649	1694	1672	1697	1815	2236	2826	2753	1768	1170	745	525	407	219
Fri	133	87	67	65	96	253	938	2456	2571	1861	1816	1928	2038	2273	2497	2736	2876	2518	1764	1236	805	577	456	299
Sat	197	108	79	66	94	145	363	730	1000	1289	1883	2423	2546	2474	2118	1957	1925	1740	1419	1005	699	513	420	336
Sun	241	131	74	61	60	97	227	516	678	1041	1579	2165	2155	2156	1779	1739	1694	1448	1170	1028	675	448	282	169

Monthly report for Sited : 8627

Feb-24

24 Hour Flows by Day of Month

Mon	Flow	6.6m	Tue	Flow	6.6m	Wed	Flow	6.6m	Thur	Flow	6.6m	Fri	Flow	6.6m	Sat	Flow	6.6m	Sun	Flow	6.6m				
	1	31823	8.3	2	33151	7.5	3	27085	3.1	4	22236	2.6												
	5	29836	8.5	6	30311	8.4	7	32427	8.2	8	29632	8.8	9	33338	7.7	10	28102	3.2	11	24076	2.5			
	12	31968	8.2	13	32629	8.3	14	32223	7.9	15	34018	7.6	16	35769	7.2	17	27230	3.5	18	25446	2.6			
	19	32153	8	20	33067	8.1	21	32088	8.4	22	32601	8	23	35081	7.6	24	31309	3.1	25	26180	2.5			
	26	31048	8.6	27	31653	8.2	28	31999	8.4	29	32962	8.1												

Average Flows

	Mon	Tue	Wed	Thur	Fri	Sat	Sun														ADT	AWT		
24hr	31251	31915	32184	32207	34335	28432	24485														30739	32370		
%>6.6m	8.3	8.3	8.2	8.1	7.5	3.2	2.6														6.9	8.1		
18hr	30609	31245	31481	31472	33618	27712	23777														30039	31675		
%>6.6m	8.1	8	8	7.8	7.2	2.9	2.4														6.6	7.8		
16hr	30049	30493	30723	30797	32757	26850	23264														29328	30956		
%>6.6m	8.1	8.1	8.1	7.9	7.3	2.9	2.4														6.7	7.9		
12hr	26889	27047	27103	27257	28879	24037	20745														26037	27426		
%>6.6m	8.3	8.2	8.2	8.1	7.5	2.8	2.3														6.7	8		
No.days	4	4	4	4	5	4	4																	

Average Hourly Variation

Mon	139	83	54	49	71	247	991	2785	2965	2110	1916	1988	1911	1811	1852	2239	2950	2727	1637	1018	652	500	353	207
Tue	125	83	62	57	101	243	1035	2879	2994	2103	1865	1819	1787	1736	1840	2268	2955	2864	1938	1177	716	519	475	277
Wed	156	80	72	62	98	236	1057	2687	2891	2056	1891	1873	1813	1781	1905	2345	3061	2931	1870	1239	760	564	476	282
Thur	155	81	61	62	107	268	1027	2825	3004	2061	1791	1852	1823	1857	1950	2335	3043	2808	1906	1197	788	528	409	266
Fri	156	84	58	58	101	260	943	2579	2554	1912	1933	2156	2287	2372	2560	2828	3029	2686	1985	1418	913	604	500	362
Sat	225	115	84	75	85	137	363	755	1058	1502	2127	2828	2886	2803	2378	2131	2039	1931	1600	1120	718	613	475	388
Sun	247	147	91	60	58	107	275	556	784	1292	1909	2451	2561	2442	2097	1956	1897	1568	1234	1050	710	484	289	224

Monthly report for Sited : 8627

Mar-24

24 Hour Flows by Day of Month

Mon	Flow	6.6m	Tue	Flow	6.6m	Wed	Flow	6.6m	Thur	Flow	6.6m	Fri	Flow	6.6m	Sat	Flow	6.6m	Sun	Flow	6.6m
							1	36365	7.4	2	28565	3.4	3	26582	2.5					
4	31050	8.6	5	32868	8.5	6	33744	7.9	7	33576	8.3	8	36929	7.6	9	30766	3.2	10	25798	2.5
11	31318	8.4	12	31414	8.4	13	31771	8.5	14	33147	8.2	15	36813	7.6	16	29816	3.2	17	24731	2.6
18	32035	8.4	19	32427	8.4	20	31547	8.2	21	27844	8.9	22	36604	7.2	23	26823	3.6	24	27305	2.6
25	31083	8.5	26	32389	8.5	27	32807	8	28	36133	8.2	29	31867	4.4	30	32132	2.7	31	25243	1.9

Average Flows

	Mon	Tue	Wed	Thur	Fri	Sat	Sun												ADT	AWT
24hr	31372	32275	32467	32675	35716	29620	25932												31466	33208
%>6.6m	8.5	8.4	8.1	8.4	6.9	3.2	2.4												6.6	8
18hr	30728	31628	31768	31980	34927	28862	25201												30746	32510
%>6.6m	8.3	8.2	7.9	8.1	6.6	2.9	2.3												6.4	7.7
16hr	30155	30926	31085	31110	34002	28001	24607												30000	31755
%>6.6m	8.3	8.3	7.9	8.2	6.7	2.9	2.3												6.4	7.8
12hr	26963	27420	27401	27149	29904	25104	21709												26562	28070
%>6.6m	8.5	8.4	8.1	8.5	6.9	2.8	2.2												6.5	8
No.days	4	4	4	4	5	5	5													

Average Hourly Variation

Mon	139	75	55	55	79	243	1027	2847	2915	2099	1843	1905	1887	1838	2003	2206	2976	2796	1650	1032	658	477	364	209
Tue	118	70	55	62	95	249	1097	2966	3081	2121	1876	1823	1726	1822	1953	2316	3012	2933	1791	1119	736	554	444	258
Wed	151	82	60	58	94	255	1104	2935	2954	2109	1866	1870	1675	1830	1964	2366	2862	3115	1857	1204	793	583	415	269
Thur	142	79	61	69	95	249	1076	2903	3051	2085	1919	1918	1928	1938	2092	2350	3209	2876	2134	1315	925	645	514	356
Fri	201	94	72	74	99	249	885	2338	2233	2021	2110	2345	2469	2597	2815	2988	3111	2703	2172	1577	974	664	536	389
Sat	236	132	92	70	88	141	394	809	1192	1778	2501	2920	2919	2852	2452	2171	2072	1897	1540	1132	790	581	458	404
Sun	271	141	98	77	68	104	266	559	803	1467	2251	2279	2902	2605	2175	1931	1805	1602	1330	1242	848	542	334	261

Month	24hr	24hr	24hr	24hr	18hr	18hr	18hr	18hr	16hr	16hr	16hr	16hr	12hr	12hr	12hr	12hr
	ADT	%>6.6m	AWT	%>6.6m	ADT	%>6.6m	AWT	%>6.6m	ADT	%>6.6m	AWT	%>6.6m	ADT	%>6.6m	AWT	%>6.6m
Sep-23	34998	6.4	35238	7.9	34135	6.2	34409	7.6	33328	6.2	33620	7.7	29014	6.4	29253	8
Oct-23	34108	6.5	35136	7.9	33289	6.3	34341	7.6	32513	6.4	33562	7.7	28587	6.6	29450	8
Nov-23	32750	7.1	33927	8.4	32010	6.8	33204	8.1	31237	6.9	32425	8.2	27512	7.1	28511	8.4
Dec-23	28679	6.1	30416	7.3	27955	5.8	29726	7.1	27133	5.9	28876	7.1	23796	6	25319	7.3
Jan-24	27889	6.9	29392	8	27236	6.6	28748	7.7	26618	6.7	28124	7.8	23613	6.8	24935	7.9
Feb-24	30739	6.9	32370	8.1	30039	6.6	31675	7.8	29328	6.7	30956	7.9	26037	6.7	27426	8
Mar-24	31466	6.6	33208	8	30746	6.4	32510	7.7	30000	6.4	31755	7.8	26562	6.5	28070	8
Average	31518	6.6	32812	7.9	30773	6.4	32088	7.7	30022	6.5	31331	7.7	26446	6.6	27566.3	7.9

2020-215

**M55/5229A** Monthly report for SiteId : 2118  
Sep-23

24 Hour Flows by Day of Month

Mon	Flow	6.6m	Tue	Flow	6.6m	Wed	Flow	6.6m	Thur	Flow	6.6m	Fri	Flow	6.6m	Sat	Flow	6.6m	Sun	Flow	6.6m	
													1	46457	10	2	42837	4.6	3	40384	4.8
	4	42775	10.9	5	40003	11.5	6	39637	11.9	7	39019	12	8	41049	11.1	9	45271	4.2	10	37714	4.4
	11	36150	12.6	12	35295	13	13	37860	12.6	14	37069	12.4	15	38676	11.5	16	38415	4.7	17	35440	4.1
	18	35696	13.1	19	34487	12.9	20	35040	13.2	21	36658	12.8	22	37273	12.2	23	35042	4.9	24	31807	4.2
	25	38589	11.8	26	36317	12.5	27	35218	12.7	28	36553	12.5	29	38720	11.4	30	37814	4.9			

Average Flows

	Mon	Tue	Wed	Thur	Fri	Sat	Sun												ADT	AWT	
24hr	38303	36526	36939	37325	40435	39876	36336												38109	38026	
%>6.6m	12	12.4	12.5	12.4	11.2	4.7	4.4												9.8	12.1	
18hr	36488	34950	35373	35753	38931	38325	34635												36502	36424	
%>6.6m	11.9	12.2	12.3	12.2	11	4.4	4.4												9.6	11.9	
16hr	35698	34129	34550	34852	36366	33716	33420												34700	35178	
%>6.6m	12	12.3	12.4	12.4	11.6	4.8	4.3												9.9	12.1	
12hr	30558	29226	29492	29860	30889	26417	28307												29210	30047	
%>6.6m	12.5	12.9	13.1	12.9	12.2	5.1	4.5												10.5	12.7	
No.days	4	4	4	4	5	5	4														

Average Hourly Variation

Mon	168	106	132	204	343	863	2153	3161	2829	2579	2758	2350	2091	2050	2258	2706	3084	2871	1822	1229	963	797	536	254
Tue	146	89	131	161	267	783	2151	3263	2868	2226	1955	1901	1877	1914	2220	2701	3347	3063	1893	1126	860	767	556	264
Wed	146	101	132	149	252	785	2130	3291	2971	2274	1784	2076	1970	1964	2233	2711	3352	3022	1844	1195	930	804	564	260
Thur	147	99	123	170	261	772	2068	3229	2952	2307	2148	2030	1968	2049	2239	2727	3362	2939	1912	1191	932	801	608	294
Fri	161	99	128	165	250	700	1781	2825	2615	2579	2796	2494	2373	2434	2690	2859	2986	2384	1854	1350	1124	1222	1446	1118
Sat	514	184	167	152	197	337	672	1047	1500	1942	2359	2495	2505	2409	2103	2195	2431	2852	2579	2047	2003	2577	2719	1889
Sun	688	241	173	174	195	230	449	730	1243	2138	3068	3187	2977	2741	2547	2618	2660	2379	2020	1908	1496	1261	817	399

Monthly report for SiteId : 2118

Oct-23

24 Hour Flows by Day of Month

Mon	Flow	6.6m	Tue	Flow	6.6m	Wed	Flow	6.6m	Thur	Flow	6.6m	Fri	Flow	6.6m	Sat	Flow	6.6m	Sun	Flow	6.6m				
																			1	35117	4.2			
	2	35971	12.6	3	36598	12.3	4	37538	12	5		6	37737	11.9	7	39243	4.5	8	39236	4.1				
	9	37418	12.2	10	36967	12.1	11	35784	12.4	12	37686	12.3	13	37669	12.1	14	33904	5.1	15	36443	4.1			
	16	36999	12.3	17	37207	12.3	18	36359	12.6	19	36735	12.9	20	38563	11.6	21	32955	5.3	22	35692	3.7			
	23	40366	11.6	24	37505	13	25	41450	11.4	26	39170	12.3	27	42861	10.4	28	35891	4.9	29	34949	4.1			
	30	38936	12.1	31	37340	11.9																		

Average Flows

	Mon	Tue	Wed	Thur	Fri	Sat	Sun												ADT	AWT				
24hr	37938	37123	37783	37864	39208	35498	36287												37763	37978				
%>6.6m	12.1	12.4	12.1	12.5	11.4	4.9	4												10.6	12.1				
18hr	36164	35605	36293	36362	37822	34206	35155												36244	36413				
%>6.6m	12	12.1	11.8	12.2	11.2	4.7	3.9												10.4	11.9				
16hr	35420	34611	35467	35407	35611	31234	34002												34855	35278				
%>6.6m	12.2	12.2	11.9	12.3	11.7	4.9	3.9												10.6	12.1				
12hr	30225	29485	30009	29985	29811	23906	28384												29160	29876				
%>6.6m	12.8	12.9	12.7	12.9	12.6	5.3	4.1												11.2	12.8				
No.days	5	5	4	4	4	4	5																	

Average Hourly Variation

Mon	166	94	108	179	325	902	2182	3160	2827	2487	2739	2340	2156	2152	2257	2636	3113	2607	1750	1219	1008	786	512	232
Tue	130	95	98	144	252	799	2178	3270	2878	2230	2115	2031	1993	1994	2245	2634	3342	2946	1806	1192	954	803	698	296
Wed	152	82	97	136	225	799	2153	3199	2897	2299	2188	2116	2014	2060	2264	2736	3387	2989	1862	1323	1098	885	602	298
Thur	148	93	99	148	232	782	2058	3064	2821	2272	2222	2130	2090	2140	2223	2731	3415	2959	1918	1413	1132	819	656	298
Fri	174	97	112	129	221	697	1754	2563	2484	2413	2836	2518	2396	2484	2575	2729	2806	2328	1680	1363	1227	1456	1418	794
Sat	355	167	138	144	174	315	609	962	1396	1800	2280	2343	2307	2269	2015	2086	2156	2375	1919	2051	2304	2364	1977	996
Sun	496	215	143	135	153	204	400	665	1113	1883	3275	3225	2955	2786	2581	2609	2850	2396	2046	1930	1883	1404	784	370

Monthly report for Sited : 2118

Nov-23

24 Hour Flows by Day of Month

Mon	Flow	6.6m	Tue	Flow	6.6m	Wed	Flow	6.6m	Thur	Flow	6.6m	Fri	Flow	6.6m	Sat	Flow	6.6m	Sun	Flow	6.6m	
							1	38914	12	2	38385	12.1	3	41450	11.3	4	31909	5.2	5	34344	4
	6	35619	12.5	7	34747	14	8	30963	11.7	9	36212	13	10	37707	12.2	11	38459	4.5	12	32786	4.4
	13	34358	13	14	33462	12.4	15	36977	12.9	16	36733	13	17	37957	12.2	18	32944	5.2	19	30604	4.4
	20	35516	13	21	36683	12.3	22	36377	12.7	23	35479	13.5	24	37825	12.2	25	34299	4.9	26	34131	4.1
	27	35229	13.1	28	36473	12.7	29	36103	13.1	30	35614	13.8									

Average Flows

	Mon	Tue	Wed	Thur	Fri	Sat	Sun												ADT	AWT	
24hr	35181	35341	35867	36485	38735	34403	32966												35851	36718	
%>6.6m	12.9	12.9	12.5	13.1	12	4.9	4.2												10.5	12.7	
18hr	33423	33874	34403	35007	37244	33261	31803												34427	35185	
%>6.6m	12.8	12.6	12.2	12.9	11.7	4.6	4.1												10.3	12.5	
16hr	32865	33037	33643	34123	35807	31195	31085												33390	34290	
%>6.6m	12.9	12.8	12.4	13	12	4.8	4												10.5	12.7	
12hr	28581	28442	28770	29412	30581	24578	26801												28437	29536	
%>6.6m	13.3	13.3	12.9	13.7	12.7	5.1	4.1												11	13.3	
No.days	4	4	5	5	4	4	4														

Average Hourly Variation

Mon	138	85	90	156	346	943	2175	3194	2842	2446	2528	2180	2019	1968	2102	2378	2887	2494	1543	967	651	492	393	165
Tue	122	79	85	119	260	804	2207	3325	3077	2338	1925	1600	1671	1943	2251	2662	3247	2655	1749	1039	738	610	541	297
Wed	130	86	87	127	234	801	2165	3308	2977	2376	1968	2058	2071	1856	2229	2748	3337	2840	1828	1197	871	640	525	235
Thur	131	85	89	131	253	788	2114	3218	2963	2401	2084	2071	2065	2054	2251	2764	3163	2657	1721	1127	787	683	545	339
Fri	161	103	108	139	243	738	1830	2849	2614	2473	2654	2430	2345	2515	2701	2867	2870	2404	1859	1337	1059	1001	939	497
Sat	252	154	123	122	171	320	617	946	1405	1824	2186	2382	2424	2332	2055	2099	2239	2339	2349	2217	2082	1701	1302	763
Sun	330	178	139	145	152	221	431	647	1049	2045	3098	3206	2937	2725	2508	2479	2377	1863	1868	1648	1348	858	463	255

Monthly report for Sited : 2118

Dec-23

24 Hour Flows by Day of Month

Mon	Flow	6.6m	Tue	Flow	6.6m	Wed	Flow	6.6m	Thur	Flow	6.6m	Fri	Flow	6.6m	Sat	Flow	6.6m	Sun	Flow	6.6m	
							1	36737	12.5	2	28948	5.7	3	29065	4.2						
	4	34645	13.6	5	35080	13.6	6		7	34519	13.2	8	37263	12	9	28369	5.7	10	29470	4.1	
	11	35654	12.7	12	36792	12.6	13	37059	12.8	14	35861	13	15	34138	12.4	16	31617	5.4	17	30600	3.9
	18	33998	12.9	19	30871	13.4	20	34330	13.3	21	32401	12.8	22	30201	10	23	27045	4.8	24	20284	3.5
	25	15311	1	26	25019	1.9	27	27420	6.7	28	28225	7.3	29	28956	6.7	30	26467	4.6	31	20929	3.5

Average Flows

	Mon	Tue	Wed	Thur	Fri	Sat	Sun												ADT	AWT				
24hr	29902	31941	32936	32752	33459	28489	26070												30576	32224				
%>6.6m	11.5	11	11.3	11.8	10.9	5.2	3.9												9.3	11.3				
18hr	28487	30709	31633	31436	32164	27324	25060												29339	30912				
%>6.6m	11.4	10.7	11	11.4	10.6	4.9	3.7												9	11				
16hr	27967	29895	30901	30642	30891	26121	24402												28459	30059				
%>6.6m	11.5	10.8	11.1	11.6	10.9	4.9	3.7												9.1	11.1				
12hr	24150	25717	26946	26653	26762	22361	21203												24618	26036				
%>6.6m	11.9	11.3	11.3	11.9	11.2	4.9	3.7												9.4	11.5				
No.days	4	4	3	4	5	5	5																	

Average Hourly Variation

Mon	151	83	83	136	262	701	1602	2310	2142	2006	2092	2015	1987	1815	1814	2040	2455	2069	1406	949	735	530	332	188
Tue	121	75	76	114	214	632	1661	2415	2247	1860	1860	2038	1972	2024	2187	2458	2784	2334	1539	1060	791	666	568	247
Wed	151	91	94	127	227	613	1522	2299	2257	2142	2274	2320	2246	2140	2242	2479	2785	2223	1539	1039	787	607	506	227
Thur	141	81	98	124	231	642	1565	2438	2329	2083	2152	2182	2155	2118	2201	2541	2639	2237	1579	1058	779	587	516	279
Fri	150	94	105	125	225	597	1403	2191	2187	2199	2466	2346	2350	2334	2479	2489	2283	1759	1681	1153	852	721	782	490
Sat	268	160	129	132	170	306	530	797	1245	1712	2271	2354	2257	2148	1963	1978	1865	2106	1665	1316	1058	856	742	461
Sun	297	165	121	113	124	190	355	502	830	1472	2324	2584	2309	2189	2002	1990	1857	1737	1406	1258	947	639	399	260

Monthly report for Sited : 2118

Jan-24

24 Hour Flows by Day of Month

Mon	Flow	6.6m	Tue	Flow	6.6m	Wed	Flow	6.6m	Thur	Flow	6.6m	Fri	Flow	6.6m	Sat	Flow	6.6m	Sun	Flow	6.6m	
	1	24627	2.2	2	30021	9.8	3	30769	11.8	4	32033	12.1	5	32893	11.7	6	28124	5	7	25948	3.9
	8	31977	13.3	9	34582	12.7	10	34488	12.5	11	34507	12.8	12	34155	12.5	13	26985	5.4	14	26670	4
	15	34097	12.9	16	29578	13.7	17	33896	12.4	18	33838	12.4	19	32995	12.6	20	24755	5.5	21	24042	4.3
	22	32694	13.1	23	32585	12.9	24	34815	12.6	25	34855	12.4	26	35541	12.2	27	28483	5.1	28	27952	3.7
	29	33287	13	30	35818	12	31	34023	13.7												

Average Flows

	Mon	Tue	Wed	Thur	Fri	Sat	Sun													ADT	AWT
24hr	31336	32517	33598	33808	33896	27087	26153													32138	32958
%>6.6m	11.4	12.2	12.6	12.4	12.3	5.2	4													11.1	12.2
18hr	29669	31176	32205	32416	32611	26116	25345													30781	31530
%>6.6m	11.3	12	12.4	12.2	12	4.9	3.9													10.9	12
16hr	29251	30629	31512	31894	31915	25333	24850													30186	30959
%>6.6m	11.3	12	12.5	12.2	12.1	5	3.8													11	12
12hr	25533	26627	27392	27802	27936	22310	22253													26347	26975
%>6.6m	11.6	12.5	13	12.6	12.6	4.8	3.6													11.3	12.4
No.days	5	5	5	4	4	4	4														

Average Hourly Variation

Mon	222	167	102	147	275	755	1812	2613	2351	1916	1958	1931	1892	1889	1884	2291	2783	2540	1485	894	611	402	264	154
Tue	109	67	73	112	239	741	2039	2997	2719	2059	1940	1814	1862	1826	2002	2452	2939	2475	1543	870	550	542	389	158
Wed	118	67	81	118	233	775	2057	3070	2828	2173	1839	1833	1896	1917	2076	2608	3036	2494	1622	936	647	479	374	320
Thur	131	76	82	116	236	752	1975	3050	2876	2131	1870	1851	1871	1950	2116	2604	3161	2661	1663	980	658	479	339	184
Fri	123	84	85	112	217	663	1747	2648	2487	2130	2120	2063	2180	2346	2464	2824	2912	2213	1550	997	683	551	425	272
Sat	174	117	113	124	153	289	551	816	1194	1528	1892	2104	2188	2175	2083	2227	2307	2247	1549	1052	791	630	534	249
Sun	201	128	99	109	118	204	374	535	846	1583	2363	2518	2351	2353	2283	2300	2237	1624	1261	1051	702	470	306	189

Monthly report for Sited : 2118

Feb-24

24 Hour Flows by Day of Month

Mon	Flow	6.6m	Tue	Flow	6.6m	Wed	Flow	6.6m	Thur	Flow	6.6m	Fri	Flow	6.6m	Sat	Flow	6.6m	Sun	Flow	6.6m				
	1	35080	12.5	2	34197	12.4	3	28729	5	4	27398	4												
	5	34244	12.6	6	33704	12.7	7	36130	12.5	8	32645	13.1	9	34040	12.3	10	29064	5.4	11	28121	3.8			
	12	36673	12.3	13	36448	12.5	14	36202	12.3	15	36883	11.9	16	37127	11.4	17	28788	5.4	18	30616	4.2			
	19	36957	12	20	36930	12.6	21			22	35797	12.2	23	36372	12.1	24	32223	5	25					
	26	35690	12.5	27	35245	12.7	28	31107	11.6	29	28384	12.2												

Average Flows

	Mon	Tue	Wed	Thur	Fri	Sat	Sun														ADT	AWT		
24hr	35891	35582	34480	33758	35434	29701	28712														34064	35686		
%>6.6m	12.3	12.6	12.2	12.4	12	5.2	4														10.6	12.3		
18hr	34182	34122	33049	32387	34118	28628	27702														32714	34228		
%>6.6m	12.2	12.3	11.8	12.1	11.8	4.8	3.8														10.4	12.1		
16hr	33721	33438	32432	31796	33356	27682	27195														32046	33605		
%>6.6m	12.2	12.4	11.9	12.2	11.9	4.8	3.8														10.4	12.1		
12hr	29510	29143	27987	27453	29194	24380	24291														28075	29342		
%>6.6m	12.5	12.9	12.3	12.7	12.1	4.7	3.7														10.7	12.5		
No.days	4	4	4	5	4	4	3																	

Average Hourly Variation

Mon	138	78	95	162	320	918	2197	3195	2779	2335	2348	2079	2015	2053	2279	2765	3276	2750	1638	958	621	435	287	174
Tue	111	82	80	123	255	810	2240	3257	2965	2228	1965	1930	1960	2023	2298	2761	3295	2770	1692	941	640	475	480	204
Wed	107	80	90	130	232	792	2174	3188	2876	2204	1518	2003	1544	2095	2307	2929	3455	2832	1704	1038	716	517	403	214
Thur	101	66	67	114	243	779	2079	2778	2856	2234	1741	1993	2016	2058	2257	2811	3268	2715	1744	1063	679	522	377	214
Fri	125	86	83	126	235	661	1796	2700	2525	2262	2306	2251	2292	2407	2610	2895	2949	2339	1657	1069	718	580	429	333
Sat	203	142	125	130	173	300	598	865	1285	1722	2155	2316	2382	2390	2285	2326	2423	2479	1753	1157	865	682	570	377
Sun	273	148	123	136	114	216	399	583	982	1741	2518	2486	2429	2501	2451	2542	2527	1969	1562	1118	830	556	313	194



Monthly report for Siteld : 2118

Mar-24

24 Hour Flows by Day of Month

Mon	Flow	6.6m	Tue	Flow	6.6m	Wed	Flow	6.6m	Thur	Flow	6.6m	Fri	Flow	6.6m	Sat	Flow	6.6m	Sun	Flow	6.6m	
													1	35243	12.4	2	29571	5.3	3	33503	3.7
4	35652	12.6		5	36683	12.3	6	37428	12.4	7	37150	12.7	8	36980	12.4	9	31712	5.1	10	32871	3.9
11	36080	12.7		12	35764	13	13	35643	13.1	14	36217	12.8	15	37132	12.2	16	30928	5.1	17	31014	4.2
18	36848	12.7		19	36862	12.7	20	35249	13.6	21	36556	12.9	22	33206	13.1	23			24		
25			26	4980	6.5	27	37161	12.8	28	38243	12.9	29	30244	6.8	30	34980	4.3	31	32387	3.1	

Average Flows

	Mon	Tue	Wed	Thur	Fri	Sat	Sun												ADT	AWT
24hr	36193	28572	36370	37042	34561	31798	32444												35029	36174
%>6.6m	12.6	12.4	13	12.8	11.5	4.9	3.7												10.4	12.4
18hr	34447	27462	34887	35549	33166	30701	31452												33643	34667
%>6.6m	12.6	12.2	12.7	12.6	11.2	4.6	3.6												10.2	12.2
16hr	34032	26975	34351	34889	32496	29641	30799												32970	34065
%>6.6m	12.6	12.2	12.8	12.7	11.3	4.7	3.6												10.2	12.3
12hr	29705	23120	29731	30465	28850	25838	27222												28814	29686
%>6.6m	13	12.8	13.3	13.1	11.6	4.6	3.6												10.5	12.7
No.days	4	4	4	4	5	5	5													

Average Hourly Variation

Mon	125	78	93	169	353	928	2309	3290	2915	2440	2296	2085	2063	2034	2244	2744	3317	2748	1529	964	626	428	263	152
Tue	113	66	74	120	246	861	2315	3395	3025	2331	1934	1914	1907	1979	2323	2855	3578	2406	1782	995	660	464	310	177
Wed	113	78	81	115	255	842	2254	3307	2981	2320	1994	1965	2013	2034	2297	2843	3399	2898	1683	1092	736	538	333	204
Thur	122	78	89	125	263	818	2152	3190	3040	2396	2092	2050	2086	2150	2464	2997	3353	2911	1738	1066	671	536	405	254
Fri	164	104	102	135	229	661	1619	2458	2418	2363	2526	2281	2316	2418	2568	2830	2948	2290	1434	1107	797	630	494	344
Sat	222	121	119	138	172	325	602	943	1387	1931	2255	2346	2404	2480	2308	2394	2615	2759	2016	1432	996	773	618	443
Sun	268	157	111	133	149	215	414	634	1003	1811	2717	2933	2795	2625	2740	2741	2749	2417	2056	1489	1014	660	423	230

Month	24hr	24hr	24hr	24hr	18hr	18hr	18hr	18hr	16hr	16hr	16hr	16hr	12hr	12hr	12hr	12hr
	ADT	%>6.6m	AWT	%>6.6m	ADT	%>6.6m	AWT	%>6.6m	ADT	%>6.6m	AWT	%>6.6m	ADT	%>6.6m	AWT	%>6.6m
Sep-23	38109	9.8	38026	12.1	36502	9.6	36424	11.9	34700	9.9	35178	12.1	29210	10.5	30047	12.7
Oct-23	37763	10.6	37978	12.1	36244	10.4	36413	11.9	34855	10.6	35278	12.1	29160	11.2	29876	12.8
Nov-23	35851	10.5	36718	12.7	34427	10.3	35185	12.5	33390	10.5	34290	12.7	28437	11	29536	13.3
Dec-23	30576	9.3	32224	11.3	29339	9	30912	11	28459	9.1	30059	11.1	24618	9.4	26036	11.5
Jan-24	32138	11.1	32958	12.2	30781	10.9	31530	12	30186	11	30959	12	26347	11.3	26975	12.4
Feb-24	34064	10.6	35686	12.3	32714	10.4	34228	12.1	32046	10.4	33605	12.1	28075	10.7	29342	12.5
Mar-24	35029	10.4	36174	12.4	33643	10.2	34667	12.2	32970	10.2	34065	12.3	28814	10.5	29686	12.7
Average	34790	10.3	35681	12.2	33379	10.1	34194	11.9	32372	10.2	33348	12.1	27809	10.7	28785.4	12.6

3583.37

**M55/5251A** Monthly report for SiteId : 6230  
Sep-23

24 Hour Flows by Day of Month

Mon	Flow	6.6m	Tue	Flow	6.6m	Wed	Flow	6.6m	Thur	Flow	6.6m	Fri	Flow	6.6m	Sat	Flow	6.6m	Sun	Flow	6.6m	
													1	43613	6.9	2	40044	2.9	3	37842	3
	4	41231	7.4	5	38519	7.4	6	38315	7.8	7	37719	7.7	8	38895	7.2	9	42755	2.5	10	36016	3
	11	35482	8.3	12	35122	8.4	13	37401	7.8	14	36179	7.9	15	37304	7.5	16	36898	2.8	17	33437	3
	18	35212	8.7	19	33214	8.8	20	34498	8.6	21	36056	8.3	22	36285	7.8	23	33415	3	24	30500	2.7
	25	36281	7.7	26	35875	8	27	34905	8	28	36197	7.8	29	36865	7.7	30	36009	3.1			

Average Flows

	Mon	Tue	Wed	Thur	Fri	Sat	Sun												ADT	AWT	
24hr	37052	35683	36280	36538	38592	37824	34449												36761	36913	
%>6.6m	8	8.1	8	7.9	7.4	2.8	2.9												6.5	7.9	
18hr	35264	34187	34779	35051	37183	36395	32883												35255	35383	
%>6.6m	7.9	7.9	7.8	7.8	7.2	2.7	2.9												6.3	7.7	
16hr	34530	33355	33999	34233	34900	32095	31780												33570	34236	
%>6.6m	7.9	8	7.9	7.8	7.6	2.9	2.9												6.5	7.8	
12hr	29280	28372	28805	29150	29495	25324	26758												28113	29043	
%>6.6m	8.4	8.5	8.5	8.3	8.2	3.1	3												7	8.4	
No.days	4	4	4	4	5	5	4														

Average Hourly Variation

Mon	193	92	123	196	334	851	2189	3199	2692	2352	2397	2135	1923	1931	2249	2769	3132	2770	1731	1291	983	788	492	242
Tue	123	85	120	161	251	756	2196	3237	2759	2058	1838	1805	1834	1865	2213	2763	3414	2856	1731	1202	891	695	588	244
Wed	128	96	122	146	236	774	2183	3301	2848	2139	1729	1957	1867	1902	2217	2783	3387	2857	1819	1262	932	818	538	243
Thur	122	98	123	163	239	742	2095	3278	2827	2190	1983	1898	1874	1961	2254	2806	3479	2789	1813	1257	936	794	549	270
Fri	136	97	121	155	236	665	1754	2763	2447	2354	2574	2343	2256	2342	2609	2866	2881	2242	1818	1409	1097	1145	1278	1005
Sat	481	168	152	140	169	319	615	1006	1408	1826	2222	2385	2435	2293	2024	2139	2394	2752	2439	1974	1869	2313	2504	1797
Sun	631	218	161	171	160	225	398	717	1122	1968	2846	3001	2828	2700	2333	2536	2454	2270	1984	1978	1469	1178	748	356

Monthly report for SiteId : 6230

Oct-23

24 Hour Flows by Day of Month

Mon	Flow	6.6m	Tue	Flow	6.6m	Wed	Flow	6.6m	Thur	Flow	6.6m	Fri	Flow	6.6m	Sat	Flow	6.6m	Sun	Flow	6.6m	
																			1	33265	2.9
	2	34836	8.4	3	35754	8.4	4	36716	7.7	5		6	35591	7.7	7	37690	2.8	8	37851	2.6	
	9	36066	8	10	36257	7.7	11	35056	7.9	12	36745	7.7	13	36106	7.6	14	32977	3.1	15	34963	2.7
	16	35624	7.9	17	36304	8.1	18	35704	8.1	19	36075	8.2	20	35194	7.7	21	31699	3.1	22	34453	2.4
	23	38292	7.7	24	34742	7.9	25	39313	7.5	26	35974	7.9	27	39984	6.8	28	34578	3	29	33486	2.8
	30	37188	8.1	31	36602	7.8															

Average Flows

	Mon	Tue	Wed	Thur	Fri	Sat	Sun												ADT	AWT				
24hr	36401	35932	36697	36265	36719	34236	34804												36245	36411				
%>6.6m	8	8	7.8	7.9	7.4	3	2.7												6.8	7.9				
18hr	34712	34547	35349	34905	35524	33107	33704												34861	34983				
%>6.6m	7.9	7.8	7.6	7.8	7.2	2.8	2.6												6.7	7.7				
16hr	34207	33852	34655	34373	33595	30371	32637												33725	34121				
%>6.6m	8	7.9	7.7	7.8	7.5	3	2.6												6.8	7.8				
12hr	28946	28775	29146	29178	27998	23454	27199												28135	28775				
%>6.6m	8.6	8.5	8.3	8.4	8.3	3.2	2.7												7.4	8.4				
No.days	5	5	4	4	4	4	5																	

Average Hourly Variation

Mon	145	82	100	163	303	896	2201	3152	2636	2275	2472	2168	2037	2047	2229	2587	3179	2474	1689	1310	1013	737	352	153
Tue	93	74	85	130	220	782	2213	3227	2709	2140	1960	1949	1907	1912	2262	2720	3463	2798	1728	1272	962	629	503	192
Wed	94	63	85	118	210	780	2223	3170	2762	2211	2020	1971	1934	1986	2268	2829	3422	2820	1753	1386	1043	857	501	258
Thur	117	74	85	127	202	755	2100	3067	2740	2139	2080	2015	1974	2006	2280	2776	3452	2807	1841	1415	1111	569	360	172
Fri	100	69	81	108	190	672	1734	2383	2264	2174	2476	2264	2254	2349	2512	2675	2723	2287	1639	1435	1154	1275	1260	668
Sat	287	145	119	120	157	302	578	950	1328	1722	2169	2296	2274	2247	1986	2109	2171	2331	1874	1993	2147	2200	1812	925
Sun	491	192	130	129	148	212	379	668	1032	1762	3024	3075	2717	2645	2443	2573	2801	2400	2060	1967	1775	1316	717	351

Monthly report for Sited : 6230

Nov-23

24 Hour Flows by Day of Month

Mon	Flow	6.6m	Tue	Flow	6.6m	Wed	Flow	6.6m	Thur	Flow	6.6m	Fri	Flow	6.6m	Sat	Flow	6.6m	Sun	Flow	6.6m	
							1	38191	7.7	2	37058	7.7	3	39010	7.2	4	31044	3.2	5	33305	2.7
	6	34190	8.2	7	33635	8.7	8	30513	7.1	9	35543	8.2	10	36930	8.8	11	36945	3.2	12	32018	2.8
	13	34103	8	14	32280	8.1	15	36227	8.1	16	36049	8.3	17	36642	7.6	18	32206	3.1	19	28530	3
	20	34795	8.3	21	35939	8.1	22	35577	8.2	23	34553	8.6	24	36643	7.8	25	33306	2.9	26	33732	2.5
	27	34707	8.2	28	36031	8	29	35863	8	30	34934	8.5									

Average Flows

	Mon	Tue	Wed	Thur	Fri	Sat	Sun													ADT	AWT
24hr	34449	34471	35274	35627	37306	33375	31896													34918	35831
%>6.6m	8.2	8.2	7.8	8.3	7.8	3.1	2.7													6.7	8.1
18hr	32788	33063	33898	34246	35931	32267	30797													33573	34389
%>6.6m	8.1	8	7.6	8.1	7.6	2.7	2.6													6.5	7.9
16hr	32241	32318	33187	33464	34462	30368	30116													32599	33542
%>6.6m	8.1	8.1	7.7	8.1	7.6	2.8	2.6													6.6	8
12hr	27698	27525	28096	28605	29107	24076	25857													27560	28598
%>6.6m	8.5	8.6	8.2	8.7	8.1	3	2.6													7	8.5
No.days	4	4	5	5	4	4	4														

Average Hourly Variation

Mon	124	80	72	141	329	915	2245	3122	2663	2294	2323	2034	1924	1907	2135	2295	3021	2478	1504	1073	717	508	384	163
Tue	119	83	82	113	224	788	2243	3277	2903	2232	1824	1568	1562	1905	2219	2735	3298	2298	1706	1180	794	577	484	262
Wed	114	85	75	108	219	776	2230	3262	2847	2234	1850	1932	1996	1778	2216	2856	3481	2671	1759	1267	895	700	492	218
Thur	115	84	77	116	222	768	2151	3202	2842	2248	1964	1956	1950	1991	2262	2852	3101	2556	1681	1204	812	693	474	307
Fri	138	105	94	128	207	704	1785	2710	2415	2292	2424	2258	2214	2362	2653	2693	2816	2415	1858	1436	1064	1071	934	535
Sat	258	174	122	108	150	298	576	938	1350	1781	2102	2292	2329	2278	2019	2112	2344	2310	2224	2140	1956	1620	1190	710
Sun	301	163	126	144	143	223	393	662	986	1904	2916	3066	2752	2593	2429	2463	2388	1856	1843	1731	1304	830	438	243

Monthly report for Sited : 6230

Dec-23

24 Hour Flows by Day of Month

Mon	Flow	6.6m	Tue	Flow	6.6m	Wed	Flow	6.6m	Thur	Flow	6.6m	Fri	Flow	6.6m	Sat	Flow	6.6m	Sun	Flow	6.6m	
							1	35756	7.9	2	28913	3.3	3	28878	2.6						
	4	34359	8.6	5	34180	9.1	6		7	33571	8.4	8	36300	7.6	9	27427	3.3	10	28936	2.5	
	11	34888	8.2	12	36484	8.3	13	36519	8	14	35322	8.5	15	34892	7.7	16	30640	3.1	17	30136	2.4
	18	33268	8.5	19	27202	9.7	20	33948	8.3	21	31783	8.1	22	29013	6.4	23	25997	2.7	24	19894	2
	25	16203	0.7	26	24718	1.4	27	26388	4.1	28	27204	4.2	29	27557	4.1	30	24931	2.8	31	20030	2.2

Average Flows

	Mon	Tue	Wed	Thur	Fri	Sat	Sun													ADT	AWT
24hr	29680	30646	32285	31970	32704	27582	25575													29845	31478
%>6.6m	7.4	7.4	7.1	7.5	6.8	3.1	2.4													5.9	7.2
18hr	28343	29469	31072	30752	31498	26524	24663													28697	30248
%>6.6m	7.3	7.2	6.8	7.2	6.6	2.8	2.2													5.7	7
16hr	27819	28696	30375	30021	30297	25434	24048													27872	29438
%>6.6m	7.3	7.3	6.9	7.3	6.7	2.8	2.2													5.7	7.1
12hr	23814	24304	26313	25908	26137	21864	20828													23973	25287
%>6.6m	7.7	7.8	7.2	7.7	7.1	2.8	2.2													6	7.5
No.days	4	4	3	4	5	5	5														

Average Hourly Variation

Mon	139	71	63	122	239	703	1637	2244	2068	1916	2002	1998	1973	1795	1843	1987	2579	2011	1400	1046	786	537	341	183
Tue	116	71	71	107	189	624	1690	2387	2029	1581	1715	1905	1888	1970	2169	2550	2633	2046	1432	1156	872	674	539	234
Wed	133	84	84	119	199	595	1529	2296	2178	2050	2174	2222	2126	2058	2215	2517	2805	2165	1506	1115	786	632	471	226
Thur	133	81	90	111	197	608	1589	2386	2197	1973	2039	2114	2065	2046	2227	2578	2568	2157	1559	1132	799	593	460	271
Fri	136	91	93	121	194	570	1368	2113	2030	2092	2319	2219	2226	2256	2478	2518	2403	1836	1647	1220	854	717	741	461
Sat	257	138	114	117	149	282	471	797	1181	1703	2190	2311	2201	2087	1939	2005	1899	1957	1594	1323	1007	769	661	429
Sun	264	142	107	105	112	181	321	522	788	1416	2238	2494	2256	2136	1970	2038	1892	1713	1366	1323	947	629	377	237

Monthly report for Sited : 6230

Jan-24

24 Hour Flows by Day of Month

Mon	Flow	6.6m	Tue	Flow	6.6m	Wed	Flow	6.6m	Thur	Flow	6.6m	Fri	Flow	6.6m	Sat	Flow	6.6m	Sun	Flow	6.6m	
	1	23529	1.5	2	28309	6.6	3	29425	7.5	4	30848	7.7	5	31220	7.5	6	26676	2.9	7	24791	2.5
	8	29952	8.6	9	33216	8.1	10	33639	8	11	33373	8.3	12	32580	7.9	13	25792	3.3	14	25756	2.5
	15	33004	8.3	16	28013	9	17	32536	8.1	18	32576	8	19	31787	7.9	20	24395	3.1	21	23630	2.6
	22	32183	8.2	23	31885	8.3	24	34407	8.1	25	34242	8.1	26	34563	7.9	27	25778	3.2	28	25958	2.3
	29	32485	8.6	30	35185	7.8	31	33184	8.5												

Average Flows

	Mon	Tue	Wed	Thur	Fri	Sat	Sun												ADT	AWT	
24hr	30231	31322	32638	32760	32538	25660	25034												30906	31834	
%>6.6m	7.3	8	8.1	8	7.8	3.1	2.5												7.2	7.8	
18hr	28692	30064	31340	31468	31370	24777	24421												29673	30511	
%>6.6m	7.3	7.8	7.8	7.8	7.6	2.9	2.4												7	7.7	
16hr	28288	29576	30699	30992	30721	24264	24060												29173	29985	
%>6.6m	7.3	7.8	7.9	7.8	7.7	2.9	2.3												7	7.7	
12hr	24409	25424	26403	26762	26683	21460	21500												25262	25862	
%>6.6m	7.6	8.2	8.3	8.3	8.1	2.8	2.3												7.3	8.1	
No.days	5	5	5	4	4	4	4														

Average Hourly Variation

Mon	173	143	84	139	261	738	1844	2587	2201	1767	1793	1849	1807	1733	1657	2384	2825	2385	1422	989	635	412	261	143
Tue	94	63	61	106	214	720	2085	2967	2545	1938	1776	1735	1755	1718	1954	2419	2938	2268	1411	964	593	511	350	138
Wed	98	63	78	105	204	751	2090	3044	2706	2053	1735	1743	1799	1819	2053	2653	2900	2321	1576	1017	662	527	350	290
Thur	115	67	68	112	204	726	2014	3068	2728	2005	1730	1717	1786	1822	2120	2596	3134	2486	1572	1055	686	477	316	160
Fri	105	77	75	104	192	616	1702	2585	2292	1994	1980	1936	2022	2190	2419	2785	2883	2138	1461	1089	707	540	406	244
Sat	152	102	103	111	135	281	512	805	1133	1481	1799	1982	2038	2064	1978	2220	2339	2140	1482	1120	721	451	362	152
Sun	110	75	68	80	103	205	360	549	768	1427	2181	2371	2274	2248	2203	2303	2248	1638	1291	1138	708	355	233	127

Monthly report for Sited : 6230

Feb-24

24 Hour Flows by Day of Month

Mon	Flow	6.6m	Tue	Flow	6.6m	Wed	Flow	6.6m	Thur	Flow	6.6m	Fri	Flow	6.6m	Sat	Flow	6.6m	Sun	Flow	6.6m				
	1	34379	8.2	2	33296	7.9	3	27771	3.1	4	26914	2.6												
	5	33531	8.1	6	32277	8.5	7	35199	7.8	8	31811	8.6	9	33004	8	10	27889	3.3	11	27286	2.4			
	12	35466	8.1	13	35683	8.3	14	34821	8.3	15	35560	7.8	16	35405	7.7	17	27781	3.3	18	29464	2.7			
	19	36005	7.8	20	35722	8.2	21			22	35009	8.1	23	34885	7.8	24	30694	3.1	25					
	26	34696	8.1	27	33850	8.9	28	30904	7.3	29	35530	8.2												

Average Flows

	Mon	Tue	Wed	Thur	Fri	Sat	Sun												ADT	AWT				
24hr	34925	34383	33641	34458	34148	28534	27888												33007	34627				
%>6.6m	8	8.5	7.8	8.2	7.8	3.2	2.5												7	8.1				
18hr	33298	33009	32278	33127	32916	27583	26969												31739	33238				
%>6.6m	7.9	8.3	7.6	8	7.6	2.9	2.4												6.8	7.9				
16hr	32860	32392	31683	32587	32219	26716	26489												31120	32659				
%>6.6m	7.9	8.3	7.7	8	7.6	2.9	2.4												6.8	7.9				
12hr	28403	27853	27073	28086	27960	23529	23591												27033	28216				
%>6.6m	8.2	8.8	8.1	8.4	8	2.9	2.3												7.1	8.4				
No.days	4	4	4	5	4	4	3																	

Average Hourly Variation

Mon	119	67	77	155	309	900	2251	3155	2665	2180	2154	1958	1873	1932	2255	2745	3319	2618	1552	1070	678	458	279	160
Tue	92	78	72	109	228	796	2287	3264	2845	2107	1861	1856	1850	1943	2261	2812	3294	2332	1428	1061	728	463	435	182
Wed	107	73	79	113	206	786	2227	3164	2758	2092	1587	1686	1495	1994	2249	2911	3443	2643	1613	1127	728	528	394	201
Thur	100	66	74	110	226	755	2145	3164	2771	2136	1838	1861	1914	1960	2209	2776	3265	2546	1647	1126	715	514	345	195
Fri	107	81	76	118	215	636	1773	2632	2355	2097	2131	2109	2158	2261	2556	2849	2908	2296	1610	1178	766	542	411	286
Sat	178	121	106	111	153	282	551	851	1216	1685	2034	2188	2265	2252	2187	2317	2389	2434	1711	1177	842	618	525	342
Sun	231	128	117	113	113	216	377	593	863	1620	2382	2328	2435	2423	2376	2518	2518	1963	1573	1181	816	524	295	185



Month	24hr	24hr	24hr	24hr	18hr	18hr	18hr	18hr	16hr	16hr	16hr	16hr	12hr	12hr	12hr	12hr
	ADT	%>6.6m	AWT	%>6.6m	ADT	%>6.6m	AWT	%>6.6m	ADT	%>6.6m	AWT	%>6.6m	ADT	%>6.6m	AWT	%>6.6m
Sep-23	36761	6.5	36913	7.9	35255	6.3	35383	7.7	33570	6.5	34236	7.8	28113	7	29043	8.4
Oct-23	36245	6.8	36411	7.9	34861	6.7	34983	7.7	33725	6.8	34121	7.8	28135	7.4	28775	8.4
Nov-23	34918	6.7	35831	8.1	33573	6.5	34389	7.9	32599	6.6	33542	8	27560	7	28598	8.5
Dec-23	29845	5.9	31478	7.2	28697	5.7	30248	7	27872	5.7	29438	7.1	23973	6	25287	7.5
Jan-24	30906	7.2	31834	7.8	29673	7	30511	7.7	29173	7	29985	7.7	25262	7.3	25862	8.1
Feb-24	33007	7	34627	8.1	31739	6.8	33238	7.9	31120	6.8	32659	7.9	27033	7.1	28216	8.4
Mar-24	33970	6.6	35417	8	32680	6.4	33987	7.8	32042	6.4	33409	7.9	27831	6.7	28857	8.3
Average	33665	6.7	34644	7.9	32354	6.5	33248	7.7	31443	6.5	32484	7.7	26844	6.9	27805.4	8.2

Total WB + EB 57200 2236  
 WB % 49.3%  
 EB % 50.1%

**M55/5251L** Monthly report for SiteId : 1332  
Sep-23

24 Hour Flows by Day of Month

Mon	Flow	6.6m	Tue	Flow	6.6m	Wed	Flow	6.6m	Thur	Flow	6.6m	Fri	Flow	6.6m	Sat	Flow	6.6m	Sun	Flow	6.6m	
													1	45710	6.2	2	37635	2.9	3	33732	2.7
	4	39722	8.1	5	38179	7.3	6	38238	7.6	7	37785	7.7	8	35306	7.6	9	39910	2.5	10	31181	2.7
	11	35347	8.6	12	34230	8.7	13	39002	9.9	14	37333	9.2	15	36957	7.5	16	39779	2.7	17	29294	2.7
	18	34063	8.7	19	33770	9.7	20	34791	8.9	21	36232	7.9	22	38417	7.3	23	35210	3	24	26173	2.7
	25	35227	7.9	26	35272	7.8	27	34687	7.8	28	36598	8.2	29	38855	7.3	30	37812	2.9			

Average Flows

	Mon	Tue	Wed	Thur	Fri	Sat	Sun												ADT	AWT	
24hr	36090	35363	36680	36987	39049	38069	30095												36388	36939	
%>6.6m	8.3	8.3	8.6	8.3	7.1	2.8	2.7												6.7	8.1	
18hr	35045	34456	35415	35873	38063	37010	29096												35335	35879	
%>6.6m	8	8.1	7.8	7.7	6.9	2.6	2.6												6.3	7.6	
16hr	34477	33334	34446	34996	36937	35887	28382												34383	34938	
%>6.6m	8	7.9	7.7	7.7	7.1	2.6	2.5												6.3	7.6	
12hr	30566	29033	30002	30437	30777	31058	24747												29734	30192	
%>6.6m	8.3	8	8	8	7.6	2.6	2.4												6.5	7.9	
No.days	4	4	4	4	5	5	4														

Average Hourly Variation

Mon	228	156	124	111	128	300	1307	3211	2985	2289	2189	2297	2345	2045	2355	2422	3129	3167	2133	1287	801	517	341	227
Tue	157	116	91	82	151	310	1355	2987	3050	2425	1976	1941	1908	1844	1958	2242	3199	3254	2251	1391	871	684	605	518
Wed	328	204	170	123	149	291	1378	3371	3129	2304	1970	1994	1989	1904	1982	2447	3303	3282	2330	1430	961	675	605	365
Thur	246	179	144	98	135	312	1365	3374	3158	2384	2000	2006	1991	1976	2096	2459	3341	3239	2414	1515	1008	672	578	299
Fri	196	139	108	89	149	304	1265	3095	2726	2311	2371	2512	2326	2185	2311	2426	2773	2895	2847	2565	1450	879	681	445
Sat	295	174	128	112	135	216	563	991	1440	2216	2737	3055	3039	3107	3088	2903	2805	2841	2836	2175	1290	801	636	488
Sun	318	175	117	105	109	176	419	722	1058	1966	2479	2679	2573	2591	2415	2205	2227	2021	1812	1515	1043	659	408	306

Monthly report for SiteId : 1332

Oct-23

24 Hour Flows by Day of Month

Mon	Flow	6.6m	Tue	Flow	6.6m	Wed	Flow	6.6m	Thur	Flow	6.6m	Fri	Flow	6.6m	Sat	Flow	6.6m	Sun	Flow	6.6m	
																			1	27719	2.6
	2	33399	8.5	3	35141	8	4	36457	7.9	5	235	6.8	6	39281	7.5	7	39801	2.6	8	31856	2.5
	9	34466	8	10	35874	7.6	11	34706	8	12	36930	7.5	13	28897	9	14	35572	3.2	15	30214	3
	16	34394	7.7	17	35784	7.9	18	35736	8.1	19	36294	7.9	20	38085	7.6	21	31825	3.4	22	29560	2.5
	23	34820	7.8	24	36411	7.7	25	40093	7.2	26	40364	9	27	43564	6.4	28	35895	3	29	30611	2.5
	30	37128	7.5	31	36057	7.4															

Average Flows

	Mon	Tue	Wed	Thur	Fri	Sat	Sun												ADT	AWT				
24hr	34841	35853	36748	28456	37457	35773	29992												36210	36616				
%>6.6m	7.9	7.7	7.8	8.1	7.5	3	2.6												6.8	7.7				
18hr	33990	35007	35836	36630	36576	34842	29075												35244	35682				
%>6.6m	7.7	7.5	7.6	7.3	7.3	2.8	2.5												6.5	7.4				
16hr	33383	34098	35013	35640	35467	33695	28371												34361	34832				
%>6.6m	7.8	7.6	7.6	7.4	7.4	2.8	2.4												6.5	7.5				
12hr	29535	29953	30575	30866	30367	29711	24920												30066	30422				
%>6.6m	8.1	7.9	7.9	7.8	7.8	2.7	2.4												6.8	7.8				
No.days	5	5	4	4	4	4	5																	

Average Hourly Variation

Mon	181	103	76	77	129	284	1263	3159	3088	2256	2094	2236	2108	2017	2087	2130	3051	3238	2071	1323	730	533	373	234
Tue	141	95	90	91	136	293	1299	3133	3031	2404	1958	1908	1890	1940	2033	2445	3394	3426	2390	1418	824	605	523	386
Wed	196	104	103	88	135	287	1328	3166	2988	2309	2051	2053	2028	1999	2126	2582	3446	3411	2418	1536	921	653	460	363
Thur	269	213	188	134	128	290	1283	3132	3084	2267	1972	2087	2117	2104	2222	2589	3369	3446	2476	1713	1063	715	557	432
Fri	198	119	101	94	127	292	1144	2754	2572	2220	2126	2403	2653	2873	2946	3047	3202	2849	2982	2424	1315	823	640	469
Sat	269	157	120	100	123	163	478	871	1193	1791	2410	3027	3048	3019	2922	2983	2971	2961	2515	1771	1035	700	630	517
Sun	391	282	144	89	106	125	370	611	866	1745	2200	2728	2626	2723	2560	2335	2417	2243	1867	1457	959	665	408	296



Monthly report for Sited : 1332

Nov-23

24 Hour Flows by Day of Month

Mon	Flow	6.6m	Tue	Flow	6.6m	Wed	Flow	6.6m	Thur	Flow	6.6m	Fri	Flow	6.6m	Sat	Flow	6.6m	Sun	Flow	6.6m	
							1	38790	7.2	2	37808	7.3	3	41471	6.6	4	31215	3.1	5	27072	2.6
6	33054	7.9	7	32564	8.6	8	30177	7	9	35628	8.1	10	38985	7	11	37825	2.6	12	27216	2.7	
13	31834	8.3	14	33005	7.8	15	35767	7.9	16	36431	8	17	39704	7	18	34188	2.8	19	25398	2.5	
20	33343	8.2	21	34912	7.9	22	35234	7.6	23	35953	8	24	39532	7.2	25	35681	2.6	26	28552	2.5	
27	33215	8.1	28	34932	7.8	29	35685	7.9	30	35772	8										

Average Flows

	Mon	Tue	Wed	Thur	Fri	Sat	Sun													ADT	AWT
24hr	32862	33853	35131	36318	39923	34727	27060													34549	36089
%>6.6m	8.1	8	7.5	7.8	7	2.8	2.6													6.4	7.7
18hr	32132	33091	34357	35537	39073	33880	26252													33756	35309
%>6.6m	8	7.8	7.3	7.6	6.7	2.5	2.5													6.2	7.5
16hr	31542	32370	33457	34597	37910	32794	25597													32876	34426
%>6.6m	8	7.9	7.4	7.7	6.8	2.5	2.4													6.2	7.6
12hr	27887	28291	29024	29968	32736	28989	22201													28686	29988
%>6.6m	8.3	8.2	7.7	8	7.2	2.5	2.3													6.4	7.9
No.days	4	4	5	5	4	4	4														

Average Hourly Variation

Mon	165	80	64	59	93	271	1303	3054	3100	2197	1853	1804	1775	1820	1969	2315	3012	2999	1988	1162	687	503	362	228
Tue	138	93	73	57	120	281	1398	3300	3266	2299	1930	1567	1551	1815	2036	2218	3244	2816	2249	1309	817	555	412	309
Wed	142	91	70	67	118	286	1351	3264	3155	2340	1912	1969	1959	1738	2112	2478	3311	3243	2327	1522	909	650	549	351
Thur	157	86	74	68	113	282	1361	3246	3226	2371	1972	1910	1943	1957	2155	2481	3271	3132	2303	1550	969	748	553	387
Fri	187	99	73	69	118	305	1241	3032	2783	2191	2144	2398	2511	2546	2686	3045	3382	3257	2762	1902	1209	823	695	468
Sat	293	147	92	78	83	155	506	922	1273	1689	2426	2947	3101	3069	2992	2956	2884	2514	2218	1563	995	743	596	490
Sun	296	167	92	69	73	110	371	650	957	1536	1922	2287	2428	2470	2259	2063	2112	1935	1582	1396	995	634	367	289

Monthly report for Sited : 1332

Dec-23

24 Hour Flows by Day of Month

Mon	Flow	6.6m	Tue	Flow	6.6m	Wed	Flow	6.6m	Thur	Flow	6.6m	Fri	Flow	6.6m	Sat	Flow	6.6m	Sun	Flow	6.6m
							1	38719	7.2	2	29799	3.2	3	25059	2.7					
4	32628	8.7	5	34123	8.8	6			7	34688	8	8	38399	7.3	9	28282	2.9	10	26068	2.4
11	33920	8	12	37170	9.4	13	37879	9.6	14	36047	8	15	37561	7.2	16	32211	3	17	27615	2.3
18	33174	7.9	19	33250	8.1	20	33909	7.9	21	32104	7.7	22	30175	5.7	23	27352	2.6	24	20142	1.8
25	16349	0.6	26	24555	1.3	27	25921	4	28	26517	4.3	29	27596	4.1	30	25395	2.7	31	21354	1.8

Average Flows

	Mon	Tue	Wed	Thur	Fri	Sat	Sun													ADT	AWT
24hr	29018	32275	32570	32339	34490	28608	24048													30265	32234
%>6.6m	7.1	7.4	7.5	7.2	6.5	2.9	2.2													5.8	7.1
18hr	28423	31581	31335	31553	33631	27724	23260													29443	31419
%>6.6m	6.9	7.1	6.5	6.9	6.2	2.6	2													5.5	6.7
16hr	27743	30361	30405	30663	32507	26680	22606													28508	30441
%>6.6m	7	7	6.6	7	6.3	2.6	2													5.5	6.8
12hr	24161	26301	26407	26640	28303	23223	19687													24790	26457
%>6.6m	7.4	7.1	6.8	7.3	6.5	2.6	2													5.6	7
No.days	4	4	3	4	5	5	5														

Average Hourly Variation

Mon	122	73	48	44	81	228	1033	2330	2262	1710	1734	1815	1892	1935	1845	1944	2490	2487	1719	1159	802	588	422	258
Tue	141	83	68	55	96	251	1097	2368	2292	2020	1838	2077	2048	2002	2131	2283	2493	2639	2112	1263	963	737	650	571
Wed	340	185	177	158	124	252	1030	2375	2458	1889	1807	1991	1999	2045	2157	2407	2762	2595	1921	1362	914	692	537	393
Thur	196	94	64	63	111	259	1095	2431	2517	2067	1812	1975	2043	2134	2111	2365	2643	2639	1905	1304	927	699	529	360
Fri	209	121	83	74	110	263	992	2304	2219	1803	1925	2134	2357	2511	2618	2711	2942	2626	2152	1505	991	716	649	475
Sat	307	164	103	73	91	145	422	714	939	1275	1848	2405	2635	2634	2461	2420	2163	1971	1759	1304	964	766	593	451
Sun	280	158	97	70	71	112	327	475	613	1043	1602	2083	2249	2364	2206	2000	1953	1729	1370	1175	840	577	381	273

Monthly report for Sited : 1332

Jan-24

24 Hour Flows by Day of Month

Mon	Flow	6.6m	Tue	Flow	6.6m	Wed	Flow	6.6m	Thur	Flow	6.6m	Fri	Flow	6.6m	Sat	Flow	6.6m	Sun	Flow	6.6m	
	1	18915	1.2	2	25764	6.7	3	29158	7.4	4	30927	7.5	5	32613	7.1	6	26752	3	7	22555	2.6
	8	30846	8.3	9	32998	7.9	10	33351	7.7	11	33510	8	12	33817	7.7	13	26357	3	14	23525	2.4
	15	31817	8.1	16	27849	8.7	17	32189	7.7	18	32670	7.9	19	32255	7.6	20	18193	1.9	21	21180	2.4
	22	30920	8.3	23	32031	8.2	24	34726	8.8	25	35313	9.2	26	35760	7.8	27	28315	3.1	28	25074	2.1
	29	31274	8.4	30	34934	7.6	31	34274	8												

Average Flows

	Mon	Tue	Wed	Thur	Fri	Sat	Sun												ADT	AWT
24hr	28754	30715	32740	33105	33611	24904	23084												30706	31621
%>6.6m	7.3	7.8	7.9	8.2	7.5	2.8	2.4												7.1	7.8
18hr	28047	30019	32048	32176	32864	24363	22461												29957	30875
%>6.6m	7.2	7.6	7.7	7.6	7.3	2.6	2.3												6.8	7.5
16hr	27446	29455	31109	31504	32224	23604	21967												29244	30158
%>6.6m	7.3	7.7	7.6	7.6	7.3	2.6	2.2												6.9	7.5
12hr	24241	25999	27267	27556	28427	20863	19256												25722	26515
%>6.6m	7.5	7.9	7.8	7.9	7.6	2.5	2.1												7.1	7.8
No.days	5	5	5	4	4	4	4													

Average Hourly Variation

Mon	144	123	75	52	87	226	1106	2550	2528	1857	1561	1716	1698	1744	1745	1956	2586	2610	1690	1003	631	464	340	261
Tue	123	77	64	45	108	279	1263	2943	2884	2036	1662	1617	1571	1638	1790	2101	2910	2952	1896	1051	666	477	362	202
Wed	121	72	61	57	108	273	1282	3028	2996	2094	1755	1682	1689	1720	1844	2237	3061	3103	2058	1216	741	603	554	385
Thur	211	152	109	66	109	283	1283	3044	3051	2158	1756	1782	1757	1773	1895	2305	3015	3013	2009	1314	786	566	431	241
Fri	147	86	67	58	102	287	1216	2832	2668	2039	1841	1969	2061	2337	2535	2765	2984	2459	1938	1310	832	586	502	352
Sat	224	112	78	65	93	150	464	827	1058	1408	2033	2342	2604	2506	2192	1967	1924	1791	1543	1069	747	578	465	294
Sun	263	125	81	57	63	101	337	566	787	1254	1708	2210	2205	2256	1871	1780	1746	1548	1324	1109	772	494	315	179

Monthly report for Sited : 1332

Feb-24

24 Hour Flows by Day of Month

Mon	Flow	6.6m	Tue	Flow	6.6m	Wed	Flow	6.6m	Thur	Flow	6.6m	Fri	Flow	6.6m	Sat	Flow	6.6m	Sun	Flow	6.6m	
	1	34087	8.1	2	35070	7.4	3	28051	3	4	23120	2.4									
	5	32025	7.8	6	32570	8.5	7	35285	7.8	8	31856	8.6	9	34980	7.8	10	29793	2.9	11	24137	2.4
	12	34172	8.1	13	35155	8.1	14	32705	7.8	15	36090	7.6	16	37318	7.1	17	29113	3.5	18	26575	2.5
	19	34310	7.7	20	35374	7.8	21			22	33539	8	23	36078	7.4	24	31780	2.9	25		
	26	33280	8.2	27	34563	8.2	28	30091	7.6	29	35619	7.9									

Average Flows

	Mon	Tue	Wed	Thur	Fri	Sat	Sun												ADT	AWT
24hr	33447	34416	32694	34238	35862	29684	24611												32914	34528
%>6.6m	8	8.1	7.7	8	7.4	3	2.4												6.8	7.8
18hr	32773	33665	31903	33457	35199	28944	23837												32187	33805
%>6.6m	7.8	7.9	7.5	7.8	7.2	2.8	2.3												6.6	7.6
16hr	32162	32800	31101	32814	34255	27965	23406												31427	33048
%>6.6m	7.8	8	7.6	7.8	7.3	2.8	2.3												6.6	7.7
12hr	28510	28850	27003	28905	29980	24745	20835												27709	29081
%>6.6m	8	8.2	7.8	8.1	7.5	2.7	2.2												6.8	7.9
No.days	4	4	4	4	5	4	4													

Average Hourly Variation

Mon	131	70	49	49	88	288	1326	3182	3126	2303	1967	1995	1891	1861	1914	2250	3128	3020	1876	1132	685	508	373	238
Tue	133	89	65	57	118	290	1387	3238	3206	2385	1926	1845	1871	1830	1879	2336	3138	2988	2210	1262	758	543	541	325
Wed	190	87	76	55	109	274	1387	2963	2844	2207	1345	2073	1393	1831	1992	2464	3227	3210	2144	1349	763	599	491	311
Thur	161	87	66	56	122	289	1333	3274	3158	2240	1860	1867	1869	1916	1996	2423	3143	3046	2112	1330	767	480	384	260
Fri	129	71	50	45	85	285	1213	3015	2605	2030	2017	2153	2340	2446	2559	2806	3113	2777	2120	1484	924	656	531	413
Sat	238	134	83	68	78	140	455	853	1146	1670	2214	2844	2932	2815	2391	2126	2048	1996	1709	1173	798	795	515	465
Sun	294	153	98	55	62	112	362	556	807	1341	1988	2159	2416	2521	2138	1942	1966	1630	1370	1156	674	380	240	191

Monthly report for Siteld : 1332

Mar-24

24 Hour Flows by Day of Month

Mon	Flow	6.6m	Tue	Flow	6.6m	Wed	Flow	6.6m	Thur	Flow	6.6m	Fri	Flow	6.6m	Sat	Flow	6.6m	Sun	Flow	6.6m
							1	36199	7.6	2	29350	3.3	3	28023	2.3					
4	33377	8.3	5	35391	8	6	36609	7.6	7	35207	8.7	8	38526	7.8	9	31969	3.1	10	28111	2.2
11	33463	8.4	12	34321	8.3	13	34454	8.1	14	36601	8.8	15	39867	9.8	16	30794	2.9	17	25985	2.4
18	33938	7.8	19	35319	7.9	20	34372	8.4	21	36271	8.2	22	38699	7.5	23	28817	3.3	24	28534	2.4
25	33572	8	26	35751	8	27	36640	8.3	28	39421	8.1	29	29353	4.6	30	32468	2.6	31	28260	1.9

Average Flows

	Mon	Tue	Wed	Thur	Fri	Sat	Sun	ADT	AWT
24hr	33588	35196	35519	36875	36529	30680	27783	33713	35588
%>6.6m	8.1	8.1	8.1	8.4	7.6	3	2.2	6.7	8
18hr	32863	34464	34747	36095	35375	29893	27043	32884	34740
%>6.6m	7.9	7.8	7.9	8.2	6.8	2.8	2.1	6.3	7.7
16hr	32277	33696	33982	34880	34337	28947	26374	32022	33858
%>6.6m	8	7.9	8	8.1	6.9	2.8	2.1	6.4	7.8
12hr	28652	29696	29723	30237	29932	25780	23137	28128	29661
%>6.6m	8.2	8.1	8.3	8.5	7.3	2.7	2	6.6	8
No.days	4	4	4	4	5	5	5		

Average Hourly Variation

	Mon	Tue	Wed	Thur	Fri	Sat	Sun	Mon	Tue	Wed	Thur	Fri	Sat	Sun	Mon	Tue	Wed	Thur	Fri	Sat	Sun			
Mon	150	77	59	57	94	289	1350	3221	3028	2282	1935	1935	1941	1868	2028	2273	3150	3139	1853	1108	671	497	367	219
Tue	121	79	63	58	117	293	1482	3372	3311	2325	1969	1864	1877	1863	2046	2380	3264	3303	2123	1196	755	568	483	285
Wed	158	93	65	57	102	298	1489	3401	3148	2307	2006	1926	1872	1875	2090	2525	3026	3383	2165	1326	826	619	461	305
Thur	156	86	72	60	111	296	1441	3408	3220	2275	2075	1975	2031	2041	2235	2370	3300	3067	2240	1490	990	723	688	527
Fri	272	165	123	125	176	292	1130	2653	2485	2107	2062	2177	2311	2554	2712	2904	3061	2674	2232	1598	980	698	577	461
Sat	248	135	90	63	94	157	506	887	1239	1905	2547	2920	2933	2856	2451	2188	2072	2090	1692	1168	870	622	493	453
Sun	292	149	77	68	73	110	345	616	869	1635	2348	2783	2981	2723	2215	1944	1866	1676	1482	1371	936	587	375	294

Month	24hr	24hr	24hr	24hr	18hr	18hr	18hr	18hr	16hr	16hr	16hr	16hr	12hr	12hr	12hr	12hr
	ADT	%>6.6m	AWT	%>6.6m	ADT	%>6.6m	AWT	%>6.6m	ADT	%>6.6m	AWT	%>6.6m	ADT	%>6.6m	AWT	%>6.6m
Sep-23	36388	6.7	36939	8.1	35335	6.3	35879	7.6	34383	6.3	34938	7.6	29734	6.5	30192	7.9
Oct-23	36210	6.8	36616	7.7	35244	6.5	35682	7.4	34361	6.5	34832	7.5	30066	6.8	30422	7.8
Nov-23	34549	6.4	36089	7.7	33756	6.2	35309	7.5	32876	6.2	34426	7.6	28686	6.4	29988	7.9
Dec-23	30265	5.8	32234	7.1	29443	5.5	31419	6.7	28508	5.5	30441	6.8	24790	5.6	26457	7
Jan-24	30706	7.1	31621	7.8	29957	6.8	30875	7.5	29244	6.9	30158	7.5	25722	7.1	26515	7.8
Feb-24	32914	6.8	34528	7.8	32187	6.6	33805	7.6	31427	6.6	33048	7.7	27709	6.8	29081	7.9
Mar-24	33713	6.7	35588	8	32884	6.3	34740	7.7	32022	6.4	33858	7.8	28128	6.6	29661	8
Average	33535	6.6	34802	7.7	32687	6.3	33958	7.4	31832	6.3	33100	7.5	27834	6.5	28902.3	7.8

22/13

**M6/7580B** Monthly report for SiteId : 3276  
Sep-23

24 Hour Flows by Day of Month

Mon	Flow	6.6m	Tue	Flow	6.6m	Wed	Flow	6.6m	Thur	Flow	6.6m	Fri	Flow	6.6m	Sat	Flow	6.6m	Sun	Flow	6.6m	
													1	51894	13.5	2	41637	7.6	3	47935	6.3
	4	42130	16.2	5	36889	19.8	6	37262	19.3	7	39751	18.5	8	45987	14.4	9	37064	7.9	10	44079	6.8
	11	38970	17.6	12	35538	21.1	13	38257	19.9	14	39849	19.4	15	47130	14.8	16	36352	8.4	17	41965	7.3
	18	38519	17.8	19	34720	20.9	20	35508	20.4	21	38550	19	22	46786	14.2	23	34980	8.5	24	39147	6.9
	25	37728	17.1	26	35799	20.1	27	34927	20.6	28	37025	18.9	29	43406	14.6	30	37060	7.9			

Average Flows

	Mon	Tue	Wed	Thur	Fri	Sat	Sun												ADT	AWT	
24hr	39337	35737	36489	38794	47041	37419	43282												39620	39661	
%>6.6m	17.1	20.5	20	18.9	14.3	8	6.8												15	17.9	
18hr	37500	33781	34606	36937	45031	35793	41991												37819	37739	
%>6.6m	16.3	18.8	18.5	17.4	12.9	6.7	6.3												13.6	16.5	
16hr	36451	32717	33591	35781	43808	34714	40982												36733	36636	
%>6.6m	15.6	18.1	17.8	16.8	12.4	6.6	6												13.1	15.9	
12hr	31847	28177	29097	30630	38336	30222	35794												31896	31776	
%>6.6m	14.4	16.9	16.7	15.8	11.6	6.3	5.7												12.3	14.8	
No.days	4	4	4	4	5	5	4														

Average Hourly Variation

Mon	267	207	213	233	325	593	1298	2130	2302	2282	2694	2924	2782	2930	3009	3103	3082	2677	1932	1442	1036	828	653	397
Tue	302	260	256	244	312	582	1212	2065	2181	1984	2009	2147	2205	2399	2601	2885	2936	2768	1998	1468	1007	853	677	387
Wed	272	285	265	238	283	542	1159	2052	2154	2013	2128	2215	2275	2515	2689	2930	3111	2881	2134	1447	1040	848	636	380
Thur	255	272	267	248	296	520	1154	1978	2125	2059	2279	2367	2463	2739	2958	3205	3243	2981	2234	1555	1408	1034	711	445
Fri	278	296	300	270	316	549	1083	1770	1988	2437	3390	3721	3726	3852	4013	3710	3839	3358	2531	1972	1382	1036	730	493
Sat	324	286	248	225	226	317	499	804	1292	2027	2917	3305	3216	3124	2863	2738	2702	2861	2372	1746	1312	936	644	435
Sun	312	247	189	177	160	205	344	596	1030	1895	3004	3771	4017	3979	3552	3772	3905	3433	2840	2275	1564	1006	638	372

Monthly report for SiteId : 3276

Oct-23

24 Hour Flows by Day of Month

Mon	Flow	6.6m	Tue	Flow	6.6m	Wed	Flow	6.6m	Thur	Flow	6.6m	Fri	Flow	6.6m	Sat	Flow	6.6m	Sun	Flow	6.6m				
																			1	41809	6.3			
	2	38107	17.7	3	35689	20.5	4	35657	20	5		6	42949	14.7	7	35088	7.9	8	41936	6.3				
	9	39200	16.9	10	35209	20.7	11	35208	20.4	12	38380	18.8	13	44016	15	14	35551	8	15	42838	6			
	16	40420	17	17	36572	20.1	18	36178	20.1	19	38149	19.1	20	40662	15	21	29775	9.1	22	36851	6.5			
	23	39529	16.7	24	37167	20.2	25	39546	19	26	40592	18	27	47714	14	28	34452	8.4	29	41782	6.8			
	30	38273	17.6	31	34605	20.8																		

Average Flows

	Mon	Tue	Wed	Thur	Fri	Sat	Sun												ADT	AWT				
24hr	39106	35848	36647	39040	43835	33717	41043												38545	38696				
%>6.6m	17.2	20.5	19.8	18.6	14.7	8.3	6.4												15.9	18.1				
18hr	37378	34075	34899	37229	41984	32131	39986												36828	36915				
%>6.6m	16.3	18.9	18.4	17.1	13.3	7	5.9												14.6	16.8				
16hr	36459	33039	34060	36168	40862	31302	39150												35852	35908				
%>6.6m	15.6	18.2	17.8	16.5	12.8	6.7	5.6												14.1	16.2				
12hr	32234	28940	29761	31346	35707	28040	34653												31531	31474				
%>6.6m	14.5	17.1	16.7	15.6	12.1	6.3	5.3												13.1	15.1				
No.days	5	5	4	4	4	4	5																	

Average Hourly Variation

Mon	245	193	192	203	291	604	1262	2118	2244	2169	2719	2911	2903	2959	3043	3153	3247	2816	1952	1312	935	716	580	339
Tue	247	225	232	222	285	563	1150	2068	2207	1950	2053	2176	2278	2535	2763	3009	3041	2846	2014	1294	896	759	661	375
Wed	261	244	228	205	275	537	1190	2017	2255	2067	2146	2346	2656	2762	3074	3110	2858	2106	1375	949	785	563	368	
Thur	276	275	250	221	272	517	1135	1860	2199	1986	2255	2552	2675	2869	2994	3281	3281	3077	2316	1609	1191	887	659	402
Fri	269	313	272	237	309	519	997	1481	1975	2168	2968	3382	3436	3674	3846	3866	3479	3050	2382	1821	1352	986	706	416
Sat	304	303	243	220	219	297	475	768	1228	1865	2737	3171	3132	2997	2770	2590	2517	2353	1914	1309	855	623	493	336
Sun	277	228	195	173	173	197	320	554	893	1670	2766	3612	3746	3770	3721	3931	3575	3664	2752	1951	1355	872	511	325

Monthly report for Sited : 3276

Nov-23

24 Hour Flows by Day of Month

Mon	Flow	6.6m	Tue	Flow	6.6m	Wed	Flow	6.6m	Thur	Flow	6.6m	Fri	Flow	6.6m	Sat	Flow	6.6m	Sun	Flow	6.6m	
							1	36859	20.1	2	36210	19.9	3	36571	12.8	4	30243	9	5	37397	6.6
6	36779	18.5	7	33457	22	8	28698	22.7	9	33885	20	10	40378	15.9	11	31597	8.5	12	35765	7.1	
13	34516	19.7	14	32172	22.8	15	35024	22.2	16	36436	21.4	17	40308	16.6	18	28274	9.6	19	35767	7.2	
20	36804	18.9	21	35179	21.9	22	35438	21.8	23	36660	21.2	24	41039	16.8	25	29613	9.7	26	37513	7	
27	36196	18.9	28	34929	21.9	29	35020	22.3	30	36765	21.1										

Average Flows

	Mon	Tue	Wed	Thur	Fri	Sat	Sun													ADT	AWT
24hr	36074	33934	34208	35991	39574	29932	36611													35352	36331
%>6.6m	19	22.1	21.8	20.7	15.6	9.2	7													16.5	20.2
18hr	34348	32161	32393	34096	38133	28578	35544													33713	34490
%>6.6m	18	20.3	19.9	18.8	14.1	7.5	6.3													15	18.5
16hr	33480	31147	31417	33237	37153	27766	34772													32790	33505
%>6.6m	17.1	19.5	19	18.2	13.6	7.3	5.9													14.3	17.8
12hr	29561	27194	27309	29029	32856	24887	30979													28907	29365
%>6.6m	15.8	18.1	17.6	17	12.7	6.7	5.5													13.3	16.5
No.days	4	4	5	5	4	4	4														

Average Hourly Variation

Mon	204	174	191	194	323	641	1319	2152	2376	2200	2532	2666	2596	2684	2742	2852	2706	2409	1647	1101	833	666	542	327
Tue	236	242	216	206	292	582	1256	2103	2309	2079	1932	1769	1816	2300	2560	2878	2963	2611	1875	1159	829	710	653	362
Wed	264	241	215	218	293	583	1203	2098	2333	2035	1946	2103	2248	2177	2686	2875	3073	2732	1874	1221	885	799	616	360
Thur	253	265	252	228	308	589	1187	2026	2214	1951	2020	2177	2360	2564	2825	3024	3102	2786	1982	1373	978	836	644	430
Fri	267	196	278	257	339	584	1039	1682	1957	2065	2638	2909	3109	3509	3648	3755	3417	2875	2205	1493	1152	874	596	385
Sat	274	223	203	184	185	285	458	703	1176	1721	2464	2674	2719	2580	2365	2403	2359	2186	1540	1052	774	595	482	330
Sun	237	178	157	149	142	205	319	494	838	1464	2389	3259	3504	3463	3652	3619	3455	2811	2031	1553	1113	808	471	302

Monthly report for Sited : 3276

Dec-23

24 Hour Flows by Day of Month

Mon	Flow	6.6m	Tue	Flow	6.6m	Wed	Flow	6.6m	Thur	Flow	6.6m	Fri	Flow	6.6m	Sat	Flow	6.6m	Sun	Flow	6.6m	
							1	39059	17.5	2	25380	10.9	3	31834	7.9						
4	35059	19.9	5	33226	22.8	6			7	34806	21.7	8	38169	17.4	9	27280	10.2	10	31287	7.7	
11	34991	19.4	12	34514	21.9	13	35455	21.7	14	36491	21.3	15	38113	17.3	16	28931	9.8	17	31418	7.7	
18	34112	20	19	32968	21.8	20	35091	20.8	21	33871	18.4	22	32812	14.5	23	29725	7.6	24	18870	5.3	
25	11546	1.8	26	28257	3.7	27	38649	8.8	28	34829	10.9	29	37637	9.4	30	33936	6.5	31	21226	5	

Average Flows

	Mon	Tue	Wed	Thur	Fri	Sat	Sun													ADT	AWT
24hr	28927	32241	36398	34999	37158	29050	26927													31985	33983
%>6.6m	18	18.1	16.8	18.1	15.3	8.8	7													14.4	17.1
18hr	27604	30757	34835	33288	35372	27630	25883													30518	32398
%>6.6m	17	16.5	15.4	16.4	13.5	7.2	6.1													13	15.6
16hr	26840	29876	33830	32294	34348	26873	25265													29665	31463
%>6.6m	16.2	15.8	14.7	15.7	13	6.9	5.8													12.4	14.9
12hr	23605	26139	29951	28413	30276	24299	22715													26298	27693
%>6.6m	14.9	14.5	13.4	14.5	11.9	6.3	5.3													11.3	13.7
No.days	4	4	3	4	5	5	5														

Average Hourly Variation

Mon	192	147	139	163	229	453	922	1534	1739	1726	1995	2227	2300	2291	2216	2208	2162	1862	1346	961	749	603	463	302
Tue	222	199	193	183	238	450	944	1602	1764	1724	1921	2168	2274	2484	2612	2704	2772	2425	1691	1169	904	721	537	344
Wed	225	214	212	204	252	457	928	1544	1805	1959	2251	2783	2993	3137	3135	3278	2838	2482	1746	1239	955	756	599	406
Thur	264	242	232	221	271	483	926	1557	1812	1977	2273	2510	2628	2733	2957	3002	2801	2410	1756	1287	956	712	607	387
Fri	292	236	240	254	281	484	860	1370	1593	1875	2537	2909	3038	3227	3272	3133	2903	2503	1914	1386	1014	812	613	412
Sat	293	253	220	178	199	277	426	624	1046	1628	2443	2941	2940	2804	2526	2284	2011	1760	1293	863	694	591	420	338
Sun	251	178	164	144	132	175	257	372	625	1113	1913	2582	2788	2738	2670	2541	2228	1820	1324	1019	740	534	364	254

Monthly report for Sited : 3276

Jan-24

24 Hour Flows by Day of Month

Mon	Flow	6.6m	Tue	Flow	6.6m	Wed	Flow	6.6m	Thur	Flow	6.6m	Fri	Flow	6.6m	Sat	Flow	6.6m	Sun	Flow	6.6m	
	1	33198	3.6	2	39114	11.2	3	32731	17.9	4	31473	19.7	5	32608	17.4	6	27340	8.7	7	29079	7.3
	8	30001	21	9	30253	22.5	10	31175	21.8	11	31643	21.5	12	32980	18.1	13	25447	9.5	14	30374	6.9
	15	31820	19.9	16	26860	24.9	17	29885	22.9	18	30880	21.8	19	32536	18.6	20	22448	10.3	21	26285	7.8
	22	30364	19.6	23	29926	22.8	24	32458	22.4	25	32535	21	26	35497	17.2	27	26395	9.4	28	32365	6.9
	29	32117	19.6	30	32145	21.7	31	33156	21.7												

Average Flows

	Mon	Tue	Wed	Thur	Fri	Sat	Sun													ADT	AWT
24hr	31500	31660	31881	31633	33405	25408	29526													31270	31946
%>6.6m	16.6	20	21.3	21	17.8	9.4	7.2													17.5	19.4
18hr	30181	30154	30330	30043	31809	24153	28710													29856	30444
%>6.6m	15.8	18.4	19.7	19.3	16.1	7.6	6.6													16	17.9
16hr	29416	29338	29514	29207	30979	23601	28037													29076	29634
%>6.6m	15.1	17.7	19	18.6	15.5	7.4	6.2													15.4	17.2
12hr	25892	25786	25866	25475	27224	21120	24965													25579	25999
%>6.6m	13.9	16.3	17.5	17.3	14.3	6.7	5.6													14.2	15.9
No.days	5	5	5	4	4	4	4														

Average Hourly Variation

Mon	158	153	140	153	229	486	1018	1667	1747	1607	1846	2256	2318	2478	2415	2791	2692	2440	1634	1091	808	606	484	282
Tue	219	185	176	169	241	515	1128	1883	1989	1747	1833	1966	2126	2279	2444	2751	2766	2376	1626	1034	752	638	508	309
Wed	230	205	172	187	249	509	1107	1868	2064	1792	1763	1871	2113	2265	2464	2731	2810	2444	1681	1118	781	643	493	322
Thur	228	207	189	198	275	493	1057	1794	1938	1726	1710	1875	2019	2286	2424	2695	2731	2521	1758	1150	846	680	524	312
Fri	220	223	211	208	271	465	957	1524	1644	1673	2011	2309	2516	2808	3035	2933	2687	2347	1738	1221	897	681	517	313
Sat	252	226	167	177	178	256	384	569	917	1248	1813	2172	2164	2153	2109	2200	2182	2058	1537	968	642	488	375	176
Sun	185	139	120	141	112	165	262	392	642	1068	1864	2553	2704	2833	2899	2875	2997	2387	1751	1288	906	616	406	267

Monthly report for Sited : 3276

Feb-24

24 Hour Flows by Day of Month

Mon	Flow	6.6m	Tue	Flow	6.6m	Wed	Flow	6.6m	Thur	Flow	6.6m	Fri	Flow	6.6m	Sat	Flow	6.6m	Sun	Flow	6.6m				
										1	33842	20.8	2	35326	17.1	3	26888	9.2	4	31431	7			
	5	33200	19	6	31134	22.3	7	33915	21.4	8	31234	22.2	9	37711	17.4	10	28326	9.3	11	31269	7.1			
	12	35922	17.9	13	35108	20.3	14	35591	20	15	37878	18.6	16	41836	14.8	17	30951	8.1	18	37149	6.2			
	19	36366	18	20	34174	21.1	21			22	35912	19.8	23	39589	15.8	24	30972	8.2	25					
	26	34704	18.7	27	34200	20.9	28	28812	21.3	29	35550	20.2												

Average Flows

	Mon	Tue	Wed	Thur	Fri	Sat	Sun														ADT	AWT		
24hr	35048	33654	32773	34883	38616	29284	33283														34491	35670		
%>6.6m	18.4	21.1	20.8	20.3	16.2	8.6	6.7														16.5	19		
18hr	33429	32037	31145	33215	36874	27935	32327														32941	34010		
%>6.6m	17.4	19.5	19.1	18.6	14.6	7	6.1														15.1	17.5		
16hr	32583	31140	30251	32251	35903	27178	31572														32058	33086		
%>6.6m	16.8	18.9	18.4	18	14.1	6.8	5.7														14.5	16.9		
12hr	28676	27233	26372	28089	31615	24346	28093														28225	29006		
%>6.6m	15.5	17.6	17	16.9	13.1	6.2	5.2														13.5	15.8		
No.days	4	4	4	5	4	4	3																	

Average Hourly Variation

Mon	227	166	167	175	296	588	1249	2038	2214	2065	2309	2400	2429	2616	2760	2882	2801	2467	1696	1158	844	656	552	294
Tue	227	201	195	189	264	542	1214	2072	2218	1953	1899	2028	2085	2323	2569	2828	2908	2560	1791	1164	833	696	561	336
Wed	218	199	183	214	276	538	1147	1966	2140	1920	1477	2081	1694	2463	2613	2885	3136	2736	1957	1221	823	688	558	335
Thur	244	224	199	205	275	522	1124	1925	2055	1962	1945	2136	2261	2552	2674	2954	3047	2689	1888	1293	952	793	601	364
Fri	275	223	224	228	287	505	958	1585	1783	1934	2436	2957	2982	3295	3441	3442	3149	2672	1938	1448	1061	821	613	358
Sat	271	259	186	185	189	260	419	636	1051	1635	2314	2673	2584	2538	2394	2411	2362	2178	1571	1065	759	589	458	300
Sun	206	169	128	149	124	180	307	421	709	1340	2206	2733	2982	3090	3231	3373	3283	2706	2018	1408	1057	706	477	279

Monthly report for Siteld : 3276

Mar-24

24 Hour Flows by Day of Month

Mon	Flow	6.6m	Tue	Flow	6.6m	Wed	Flow	6.6m	Thur	Flow	6.6m	Fri	Flow	6.6m	Sat	Flow	6.6m	Sun	Flow	6.6m	
													1	38625	16.5	2	27604	9.2	3	36570	6.4
4	35653	18.6	5	33943	21.4	6	34997	21.1	7	36796	20.3	8	40807	15.7	9	30943	8.4	10	36451	6.4	
11	35697	18.7	12	33188	21.7	13	33653	22.3	14	35769	20	15	39114	16.9	16	28976	9.2	17	36318	7	
18	36996	18.7	19	34536	21.1	20	34590	21.5	21	36661	20.5	22	41848	15.9	23	30716	8.9	24	38313	6.8	
25	36776	18.9	26	35141	22	27	37197	21.1	28	41811	18.1	29	37839	10	30	33531	6.7	31	37240	5	

Average Flows

	Mon	Tue	Wed	Thur	Fri	Sat	Sun												ADT	AWT
24hr	36281	34202	35109	37759	39647	30354	36978												35702	36745
%>6.6m	18.7	21.5	21.5	19.6	15	8.4	6.3												15.8	19
18hr	34663	32521	33406	36009	37843	29017	36015												34143	35029
%>6.6m	17.9	19.9	19.9	18	13.5	6.9	5.7												14.4	17.5
16hr	33844	31591	32464	34974	36862	28239	35193												33252	34086
%>6.6m	17.1	19.2	19.2	17.5	13	6.7	5.4												13.9	16.9
12hr	29869	27569	28405	30366	32547	25141	30783												29239	29884
%>6.6m	15.9	18	18	16.5	12	6.2	5.1												12.9	15.7
No.days	4	4	4	4	5	5	5													

Average Hourly Variation

Mon	205	170	158	183	285	618	1284	2186	2291	2186	2495	2647	2589	2713	2820	2856	2880	2520	1688	1138	894	659	509	310
Tue	222	202	205	193	280	581	1294	2132	2276	1978	1916	1966	2078	2380	2552	2866	2940	2675	1812	1174	866	689	580	349
Wed	243	203	202	190	290	575	1209	2067	2215	2059	2059	2065	2302	2430	2699	2880	3060	2689	1881	1222	896	732	590	353
Thur	246	219	217	224	280	566	1190	2014	2185	2025	2103	2311	2508	2734	2995	3180	3316	2948	2049	1475	1083	860	651	384
Fri	328	243	226	219	287	500	957	1532	1778	2077	2692	3015	3119	3380	3536	3441	3225	2722	2031	1487	1085	786	612	369
Sat	292	222	194	172	184	274	449	710	1137	1737	2419	2649	2552	2590	2440	2450	2449	2241	1766	1204	860	586	466	312
Sun	221	159	135	144	142	195	314	508	812	1438	2452	3254	3341	3417	3398	3404	3355	3025	2379	1872	1356	868	517	305



Month	24hr	24hr	24hr	24hr	18hr	18hr	18hr	18hr	16hr	16hr	16hr	16hr	12hr	12hr	12hr	12hr
	ADT	%>6.6m	AWT	%>6.6m	ADT	%>6.6m	AWT	%>6.6m	ADT	%>6.6m	AWT	%>6.6m	ADT	%>6.6m	AWT	%>6.6m
Sep-23	39620	15	39661	17.9	37819	13.6	37739	16.5	36733	13.1	36636	15.9	31896	12.3	31776	14.8
Oct-23	38545	15.9	38696	18.1	36828	14.6	36915	16.8	35852	14.1	35908	16.2	31531	13.1	31474	15.1
Nov-23	35352	16.5	36331	20.2	33713	15	34490	18.5	32790	14.3	33505	17.8	28907	13.3	29365	16.5
Dec-23	31985	14.4	33983	17.1	30518	13	32398	15.6	29665	12.4	31463	14.9	26298	11.3	27693	13.7
Jan-24	31270	17.5	31946	19.4	29856	16	30444	17.9	29076	15.4	29634	17.2	25579	14.2	25999	15.9
Feb-24	34491	16.5	35670	19	32941	15.1	34010	17.5	32058	14.5	33086	16.9	28225	13.5	29006	15.8
Mar-24	35702	15.8	36745	19	34143	14.4	35029	17.5	33252	13.9	34086	16.9	29239	12.9	29884	15.7
Average	35281	15.9	36147	18.7	33688	14.5	34432	17.2	32775	14.0	33474	16.5	28811	12.9	29313.9	15.4

**M6/7536A** Monthly report for SiteId : 129  
Sep-23

24 Hour Flows by Day of Month

Mon	Flow	6.6m	Tue	Flow	6.6m	Wed	Flow	6.6m	Thur	Flow	6.6m	Fri	Flow	6.6m	Sat	Flow	6.6m	Sun	Flow	6.6m	
							1	92027	10.5				2	72278	6.3				3	65905	5.9
	4	71840	13.1	5	68681	14.8	6	69099	14.8	7	71021	14.5	8	70934	13.1	9	68339	6.4	10	58440	6.2
	11	66392	14.3	12	63057	16.2	13	67594	15.2	14	68865	15	15	72211	13.2	16	68728	6.2	17	57037	6.1
	18	65531	14.7	19	60249	16.6	20	63543	16	21	67935	15	22	75141	12.5	23	64097	6.4	24	52846	6
	25	66846	13.6	26	64423	15.4	27	63427	15.3	28	66784	14.8	29	75987	12.3	30	68872	6.1			

Average Flows

	Mon	Tue	Wed	Thur	Fri	Sat	Sun												ADT	AWT	
24hr	67652	64103	65916	68651	77260	68463	58557												67920	69123	
%>6.6m	13.9	15.7	15.3	14.8	12.2	6.3	6												12.1	14.2	
18hr	64406	60501	62394	65152	73683	65290	56474												64630	65630	
%>6.6m	12.9	13.7	13.3	12.9	10.5	4.7	5.5												10.5	12.5	
16hr	63073	58781	60628	63564	71446	63397	55016												62881	63877	
%>6.6m	12.5	13.4	13.1	12.6	10.4	4.6	5.2												10.3	12.2	
12hr	55018	50742	52282	54655	59568	55529	47991												54144	54696	
%>6.6m	12	12.9	12.7	12.3	10.4	4.4	4.9												9.9	11.9	
No.days	4	4	4	4	5	5	4														

Average Hourly Variation

Mon	419	310	277	364	644	1234	3250	5688	5135	4440	4569	4689	4458	3931	4532	4378	5012	4821	3366	2242	1498	1066	779	554
Tue	483	449	420	455	669	1126	2988	5013	5042	4297	3903	3911	3768	3556	3739	4030	5087	4865	3534	2356	1582	1113	966	754
Wed	493	451	398	458	629	1093	3027	5620	5132	4121	3831	3933	3796	3708	3810	4359	5300	4958	3716	2402	1679	1238	1081	685
Thur	497	438	394	449	632	1090	2931	5573	5221	4225	4099	4178	4077	3981	4097	4564	5498	5109	4035	2723	1891	1366	905	683
Fri	570	496	433	444	602	1032	2707	5127	4674	4474	5170	5435	4863	4531	4668	4847	5115	5339	5326	4554	2868	1750	1336	901
Sat	676	497	419	408	480	692	1354	2225	3379	4719	5610	5781	5413	5252	5108	4865	4503	4409	4266	3194	1982	1339	1062	831
Sun	540	337	262	243	262	440	831	1438	2206	3726	4804	5361	4906	4815	4631	4326	4374	4021	3384	2888	2007	1300	852	606

Monthly report for SiteId : 129

Oct-23

24 Hour Flows by Day of Month

Mon	Flow	6.6m	Tue	Flow	6.6m	Wed	Flow	6.6m	Thur	Flow	6.6m	Fri	Flow	6.6m	Sat	Flow	6.6m	Sun	Flow	6.6m				
																				1	56231	5.7		
	2	64381	14.7	3	63516	15.8	4	65499	15.2	5	611	38.3	6	74618	12.5	7	68293	6	8	59016	5.7			
	9	65261	14.3	10	63835	15.2	11	63295	15.8	12	66537	14.5	13	77141	12	14	62933	6.5	15	58285	5.5			
	16	66420	14	17	64980	15.4	18	65413	15.4	19	68173	14.7	20	73779	12.2	21	60833	7.4	22	57971	5.7			
	23	67755	13.7	24	67023	14.9	25	72216	14	26	72981	14.1	27	84020	11.1	28	64371	6.6	29	58827	5.5			
	30	68983	13.3	31	63618	15.5																		

Average Flows

	Mon	Tue	Wed	Thur	Fri	Sat	Sun													ADT	AWT			
24hr	66560	64594	66606	52076	77390	64108	58066													67109	68241			
%>6.6m	14	15.3	15.1	14.5	11.9	6.6	5.6													12.7	14.2			
18hr	63116	61125	63001	65793	74019	61068	56203													63783	64748			
%>6.6m	12.9	13.4	13.1	12.5	10.3	5	5.2													11.1	12.5			
16hr	61758	59173	61357	63654	71694	59296	54713													61988	62917			
%>6.6m	12.6	13.2	12.9	12.4	10.1	4.9	4.9													10.9	12.3			
12hr	53933	51298	52874	54267	60773	52499	47911													53671	54220			
%>6.6m	12.1	12.7	12.4	12	10	4.6	4.6													10.4	11.9			
No.days	5	5	4	4	4	4	5																	

Average Hourly Variation

Mon	465	333	299	376	668	1302	3166	5522	5298	4311	4418	4662	4369	4042	4086	4009	5021	4857	3337	2243	1382	1033	793	565
Tue	443	415	411	444	640	1116	2842	5181	5077	4134	3774	3770	3659	3609	3727	4250	5347	5044	3726	2380	1517	1135	1061	891
Wed	558	432	438	449	606	1123	2878	5267	4926	4132	3999	4083	3928	3801	3853	4454	5465	5108	3859	2671	1701	1234	964	681
Thur	506	430	402	407	597	1131	2769	5135	4981	4024	3816	4240	4227	4038	4215	4591	5471	5327	4202	3128	2050	1440	1166	973
Fri	558	453	434	449	612	1005	2438	4494	4357	4144	4571	5260	5326	5500	5493	5443	5633	5306	5246	4118	2634	1731	1352	973
Sat	633	475	421	426	480	606	1162	1973	2821	3879	5026	5848	5279	4931	4840	4802	4618	4552	3931	2679	1704	1252	999	773
Sun	569	387	286	245	308	393	774	1322	1962	3454	4528	5412	4882	4938	4805	4451	4551	4143	3464	2790	1886	1353	846	644

Monthly report for Sited : 129

Nov-23

24 Hour Flows by Day of Month

Mon	Flow	6.6m	Tue	Flow	6.6m	Wed	Flow	6.6m	Thur	Flow	6.6m	Fri	Flow	6.6m	Sat	Flow	6.6m	Sun	Flow	6.6m	
							1	68467	14.5	2	67240	14.6	3	78265	12	4	55454	7	5	50603	5.9
	6	61942	15	7	59224	16.8	8	53347	15.8	9	64625	15.6	10	75324	12.5	11	64245	6.2	12	50463	6
	13	60117	15.6	14	58907	16.3	15	64339	16.3	16	67670	15.7	17	77253	12.2	18	58812	6.9	19	49776	6.1
	20	62934	14.9	21	63110	16.2	22	63623	16.4	23	66416	16	24	78043	12.4	25	61953	6.8	26	53804	5.8
	27	62886	15.1	28	63561	16.3	29	63880	16.5	30	66148	15.9									

Average Flows

	Mon	Tue	Wed	Thur	Fri	Sat	Sun													ADT	AWT
24hr	61970	61201	62731	66420	77221	60116	51162													63578	66753
%>6.6m	15.1	16.4	15.9	15.6	12.3	6.7	5.9													12.8	14.9
18hr	58879	57809	59333	62954	73798	57384	49367													60534	63397
%>6.6m	13.8	14.2	13.6	13.3	10.4	4.8	5.2													10.9	12.9
16hr	57547	56198	57421	61018	71579	55591	48034													58773	61557
%>6.6m	13.5	13.9	13.4	13.1	10.2	4.7	4.9													10.7	12.7
12hr	50104	48449	49037	52116	61660	49301	41914													50905	53024
%>6.6m	12.9	13.3	12.8	12.6	9.9	4.4	4.6													10.2	12.2
No.days	4	4	5	5	4	4	4														

Average Hourly Variation

Mon	399	273	252	318	604	1245	3173	5283	5213	4051	3877	3842	3677	3703	3792	4132	4857	4498	3180	1990	1298	982	752	580
Tue	424	450	384	381	620	1134	3014	5450	5246	4128	3660	2871	2954	3430	3765	4065	5102	4224	3557	2185	1463	1087	883	729
Wed	451	419	387	407	613	1121	2922	5281	5072	4119	3603	3777	3676	3176	3846	4314	5223	4791	3651	2612	1631	1218	1070	841
Thur	482	417	410	432	621	1103	2879	5284	5205	4174	3791	3770	3763	3720	4042	4373	5270	4855	3868	2698	1910	1415	1101	835
Fri	535	445	395	419	590	1041	2576	4989	4601	4176	4595	5171	5339	5258	5259	5779	6036	5758	4701	3385	2372	1586	1295	924
Sat	651	450	361	333	373	564	1100	1947	2674	3475	4719	5289	5301	5000	4693	4662	4313	3808	3422	2385	1575	1231	983	810
Sun	519	335	215	179	211	336	728	1193	1818	2833	3686	4468	4606	4517	4272	4030	3995	3618	2879	2395	1791	1207	719	615

Monthly report for Sited : 129

Dec-23

24 Hour Flows by Day of Month

Mon	Flow	6.6m	Tue	Flow	6.6m	Wed	Flow	6.6m	Thur	Flow	6.6m	Fri	Flow	6.6m	Sat	Flow	6.6m	Sun	Flow	6.6m	
							1	74382	12.8	2	52104	7.7	3	46708	6.6						
	4	60579	15.5	5	60877	17.4	6			7	63711	16.2	8	72901	13.1	9	51515	7.7	10	49213	6.1
	11	62563	15.2	12	62453	16.4	13	65119	16	14	65450	16	15	71743	12.8	16	58040	7.1	17	51962	5.8
	18	61966	15	19	60504	16.6	20	63305	15.7	21	62107	14.7	22	62282	10.8	23	60326	5.3	24	38092	3.4
	25	25944	1.2	26	49013	3.1	27	62237	7.2	28	58282	8.8	29	61888	8	30	56649	5.2	31	38519	3.6

Average Flows

	Mon	Tue	Wed	Thur	Fri	Sat	Sun													ADT	AWT
24hr	52763	58212	63554	62388	68639	55727	44899													57681	61365
%>6.6m	13.5	13.9	13	14.1	11.6	6.6	5.3													11	13.1
18hr	50383	55477	60619	59203	65444	53001	43220													55014	58466
%>6.6m	12.3	12	11.2	11.9	9.7	4.7	4.4													9.3	11.3
16hr	49013	53554	58709	57282	63329	51279	42048													53293	56608
%>6.6m	12	11.8	11	11.7	9.5	4.6	4.2													9.1	11.1
12hr	42270	46241	50810	49477	55226	45308	36996													46401	49026
%>6.6m	11.6	11.3	10.3	11.2	9.1	4.2	3.9													8.6	10.6
No.days	4	4	3	4	5	5	5														

Average Hourly Variation

Mon	267	211	202	278	450	972	2403	3956	3739	3185	3371	3645	3683	3560	3364	3395	3903	3770	2701	1902	1391	1047	776	594
Tue	375	344	311	322	486	897	2331	3943	3879	3689	3620	4074	3906	3786	3879	3908	4104	4131	3323	2190	1659	1132	1019	905
Wed	499	356	337	339	508	895	2214	4062	4151	3743	4104	4565	4403	4424	4540	4567	4736	4155	3360	2602	1760	1323	1052	859
Thur	529	417	371	397	540	932	2276	4019	4191	3861	3830	4261	4290	4318	4210	4313	4620	4285	3280	2357	1775	1397	1098	823
Fri	548	462	394	408	514	869	2061	3848	3792	3679	4344	4897	5209	5270	5280	5164	5298	4657	3787	2687	1864	1491	1227	887
Sat	672	472	383	299	376	524	959	1571	2162	3097	4254	5158	5261	4995	4588	4310	3699	3315	2898	2102	1637	1273	980	742
Sun	465	317	226	174	194	303	605	908	1334	2178	3255	4174	4307	4327	4033	3656	3450	3021	2353	1971	1481	996	675	497

Monthly report for Sited : 129

Jan-24

24 Hour Flows by Day of Month

Mon	Flow	6.6m	Tue	Flow	6.6m	Wed	Flow	6.6m	Thur	Flow	6.6m	Fri	Flow	6.6m	Sat	Flow	6.6m	Sun	Flow	6.6m	
	1	35113	3.2	2	51704	11.2	3	53835	15	4	56120	15.2	5	60114	13	6	48846	7	7	42960	6.2
	8	56167	15.3	9	57172	16	10	58163	15.8	11	59742	15.6	12	63094	13.4	13	48501	7.1	14	45773	5.8
	15	58292	15.1	16	48935	18.2	17	56056	16.4	18	58162	15.5	19	61546	13.1	20	30379	4	21	39671	6.2
	22	56991	15.4	23	56020	16.3	24	60490	16.5	25	61531	15.3	26	67967	13	27	51408	6.9	28	47941	5.5
	29	57511	15.3	30	60498	15.5	31	60736	15.8												

Average Flows

	Mon	Tue	Wed	Thur	Fri	Sat	Sun													ADT	AWT
24hr	52815	54866	57856	58889	63180	44784	44086													55599	57019
%>6.6m	13.6	15.4	15.9	15.4	13.1	6.5	5.9													13.7	14.8
18hr	50261	52097	54891	55896	60264	43031	42626													52897	54194
%>6.6m	12.5	13.5	13.8	13.3	11.1	4.8	5.2													11.9	12.9
16hr	48935	50874	53222	54482	59022	41752	41585													51477	52752
%>6.6m	12.2	13.2	13.6	13	11	4.7	4.9													11.6	12.7
12hr	42641	44389	46129	47060	51962	37093	36347													44878	45881
%>6.6m	11.8	12.6	13.1	12.6	10.6	4.3	4.5													11.2	12.2
No.days	5	5	5	4	4	4	4														

Average Hourly Variation

Mon	314	292	224	242	476	1005	2575	4399	4213	3412	3125	3425	3341	3337	3271	3448	4057	3935	2679	1703	1145	871	712	614
Tue	364	338	306	313	510	936	2611	4811	4600	3524	3209	3288	3068	3070	3349	3644	4572	4341	2911	1769	1205	899	739	485
Wed	392	354	324	362	540	993	2648	4936	4792	3678	3292	3216	3215	3197	3431	3817	4823	4560	3172	2089	1352	1004	908	761
Thur	429	370	325	361	544	964	2572	4908	4886	3700	3238	3466	3341	3331	3527	4012	4791	4557	3303	2260	1503	1087	867	548
Fri	436	385	336	358	501	902	2355	4507	4245	3631	3724	4138	4161	4612	4806	4915	5138	4633	3453	2328	1543	1112	976	680
Sat	530	378	300	286	345	497	996	1711	2281	3012	4135	4406	4676	4159	3711	3333	3132	2883	2438	1717	1232	964	791	489
Sun	452	293	190	166	184	289	661	1076	1577	2364	3327	4116	3952	4048	3559	3457	3361	3007	2505	2091	1541	946	626	415

Monthly report for Sited : 129

Feb-24

24 Hour Flows by Day of Month

Mon	Flow	6.6m	Tue	Flow	6.6m	Wed	Flow	6.6m	Thur	Flow	6.6m	Fri	Flow	6.6m	Sat	Flow	6.6m	Sun	Flow	6.6m				
										1	61786	15.7	2	66683	12.8	3	51122	7	4	46754	5.7			
	5	59925	14.7	6	56293	16.5	7	61869	15.7	8	57205	16.5	9	69650	13	10	57470	6.6	11	49467	5.5			
	12	65804	13.8	13	64040	15.3	14	61228	15.1	15	66954	14.5	16	74470	11.8	17	54237	6.8	18	53016	5.6			
	19	65083	13.9	20	62698	15.5	21		22	64197	15.3	23	72365	12.3	24	57460	6.5	25						
	26	62070	14.7	27	61716	15.9	28	54281	15.8	29	64492	15												

Average Flows

	Mon	Tue	Wed	Thur	Fri	Sat	Sun													ADT	AWT			
24hr	63221	61187	59126	62927	70792	55072	49746													61758	64727			
%>6.6m	14.3	15.8	15.5	15.4	12.5	6.7	5.6													12.6	14.4			
18hr	60250	58008	55881	59712	67828	52594	48039													58905	61646			
%>6.6m	13.1	13.7	13.4	13.3	10.6	4.8	4.9													10.8	12.6			
16hr	58902	56024	54128	58176	65947	50824	46836													57263	59979			
%>6.6m	12.8	13.5	13.2	13	10.5	4.7	4.7													10.6	12.4			
12hr	51451	48416	46366	50375	57410	45482	41417													50053	52108			
%>6.6m	12.3	13	12.6	12.6	10.1	4.4	4.3													10.2	11.9			
No.days	4	4	4	4	5	4	4																	

Average Hourly Variation

Mon	383	278	222	299	551	1239	3284	5510	5261	4276	4127	4268	3958	3698	3752	4119	4992	4505	2987	1907	1290	971	768	580
Tue	415	401	331	384	561	1088	2999	5278	5193	4132	3499	3560	3530	3275	3395	4083	4921	4137	3413	2165	1401	1045	1059	924
Wed	559	387	338	376	574	1011	2919	4888	4657	4082	2882	3596	2633	3500	3757	4283	5064	4824	3399	2319	1399	1126	1024	729
Thur	464	382	348	368	578	1075	2799	5346	5078	3928	3612	3595	3699	3746	3771	4293	5084	4716	3506	2307	1594	1101	873	663
Fri	429	374	348	363	515	936	2454	4778	4283	3867	4272	4745	4915	5126	5204	5318	5644	5086	4174	2914	1845	1325	1037	845
Sat	560	421	340	307	344	506	1032	1794	2567	3622	4617	5383	5123	4763	4227	3738	3480	3330	2840	1951	1297	1062	920	851
Sun	509	314	229	165	182	308	713	1096	1681	2703	3869	4195	4848	4762	4359	3923	3961	3290	2730	2234	1470	1002	664	538

Monthly report for Sited : 129

Mar-24

24 Hour Flows by Day of Month

Mon	Flow	6.6m	Tue	Flow	6.6m	Wed	Flow	6.6m	Thur	Flow	6.6m	Fri	Flow	6.6m	Sat	Flow	6.6m	Sun	Flow	6.6m	
													1	73314	12.4	2	53419	7	3	53123	5.5
4	62709	14.8	5	62665	16	6	65186	15.4	7	65621	15.5	8	75802	12.4	9	59075	6.5	10	53457	5.3	
11	63978	14.7	12	61124	16.2	13	62042	16.3	14	64759	15.3	15	75282	12.2	16	56897	6.6	17	50997	5.8	
18	65040	14.6	19	63123	15.7	20	62461	16.1	21	67062	15.4	22	78707	12.1	23	59165	7	24	57001	5.7	
25	65425	14.6	26	65306	15.9	27	68829	15.6	28	83305	13.4	29	72393	8.4	30	63382	4.9	31	54477	4.2	

Average Flows

	Mon	Tue	Wed	Thur	Fri	Sat	Sun												ADT	AWT
24hr	64288	63055	64630	70187	75100	58388	53811												64355	67816
%>6.6m	14.7	15.9	15.8	14.8	11.5	6.4	5.3												12.1	14.3
18hr	61179	59823	61324	66882	71858	55928	52155												61443	64577
%>6.6m	13.4	13.9	13.8	12.9	9.8	4.8	4.7												10.5	12.5
16hr	59880	58253	59702	64727	69837	54258	50791												59762	62830
%>6.6m	13.1	13.7	13.6	12.7	9.6	4.6	4.4												10.3	12.3
12hr	52419	50592	51555	55074	61108	48563	44466												52118	54481
%>6.6m	12.6	13.1	13.1	12.6	9.4	4.3	4.1												9.9	11.9
No.days	4	4	4	4	5	5	5													

Average Hourly Variation

Mon	397	265	231	310	598	1309	3395	5670	5208	4281	4077	4256	4169	3934	4002	4109	5053	4739	2923	1890	1249	927	751	548
Tue	393	383	346	392	576	1142	3209	5597	5316	4107	3727	3644	3560	3467	3680	4094	5118	4922	3361	2022	1368	1062	930	641
Wed	448	404	349	373	585	1148	3149	5611	5119	4117	3887	3753	3612	3579	3916	4387	4847	5189	3538	2287	1544	1168	897	726
Thur	466	383	359	395	590	1114	3039	5639	5253	4159	4181	4134	4227	4050	4308	4438	5644	5021	4022	2980	2110	1525	1232	924
Fri	553	426	355	405	521	981	2449	4584	4622	4432	4847	5312	5336	5457	5604	5733	5715	5106	4359	3004	1925	1351	1113	908
Sat	550	411	327	293	349	529	1140	1980	2892	4082	5206	5693	5453	5057	4373	3931	3600	3490	2806	1938	1511	1106	880	791
Sun	511	303	192	173	213	324	735	1313	1937	3271	4553	5373	5394	4872	4198	3767	3649	3253	2885	2622	1807	1161	741	623

Month	24hr ADT	24hr %>6.6m	24hr AWT	24hr %>6.6m	18hr ADT	18hr %>6.6m	18hr AWT	18hr %>6.6m	16hr ADT	16hr %>6.6m	16hr AWT	16hr %>6.6m	12hr ADT	12hr %>6.6m	12hr AWT	12hr %>6.6m
Sep-23	67920	12.1	69123	14.2	64630	10.5	65630	12.5	62881	10.3	63877	12.2	54144	9.9	54696	11.9
Oct-23	67109	12.7	68241	14.2	63783	11.1	64748	12.5	61988	10.9	62917	12.3	53671	10.4	54220	11.9
Nov-23	63578	12.8	66753	14.9	60534	10.9	63397	12.9	58773	10.7	61557	12.7	50905	10.2	53024	12.2
Dec-23	57681	11	61365	13.1	55014	9.3	58466	11.3	53293	9.1	56608	11.1	46401	8.6	49026	10.6
Jan-24	55599	13.7	57019	14.8	52897	11.9	54194	12.9	51477	11.6	52752	12.7	44878	11.2	45881	12.2
Feb-24	61758	12.6	64727	14.4	58905	10.8	61646	12.6	57263	10.6	59979	12.4	50053	10.2	52108	11.9
Mar-24	64355	12.1	67816	14.3	61443	10.5	64577	12.5	59762	10.3	62830	12.3	52118	9.9	54481	11.9
Average	62571	12.4	65006	14.3	59601	10.7	61808	12.5	57920	10.5	60074	12.2	50310	10.1	51919.4	11.8

7/58.857

**M6/7517A** Monthly report for SiteId : 6002  
Sep-23

24 Hour Flows by Day of Month

Mon	Flow	6.6m	Tue	Flow	6.6m	Wed	Flow	6.6m	Thur	Flow	6.6m	Fri	Flow	6.6m	Sat	Flow	6.6m	Sun	Flow	6.6m	
													1	102633	11.5	2	78869	6.7	3	71122	6
	4	83356	13.8	5	80798	15.5	6	81412	15.5	7	83327	15.3	8	82126	13.8	9	74532	6.6	10	63735	6.4
	11	78199	15.1	12	75546	16.6	13	80220	15.8	14	81297	15.8	15	84298	13.9	16	76646	6.6	17	62626	6.3
	18	77092	15.4	19	72929	17	20	75786	16.5	21	80279	15.7	22	86824	13.2	23	70854	6.9	24	58044	6.3
	25	79043	14.3	26	77020	16	27	76088	16	28	79877	15.5	29	88057	13	30	76595	6.4			

Average Flows

	Mon	Tue	Wed	Thur	Fri	Sat	Sun											ADT	AWT		
24hr	79423	76573	78377	81195	88788	75499	63882											78465	81248		Sum
%>6.6m	14.6	16.2	15.9	15.5	13	6.7	6.3											12.8	14.9		
18hr	75632	72334	74203	77042	84554	71861	61527											74610	77124		
%>6.6m	13.6	14.4	14.1	13.7	11.3	5.1	5.7											11.3	13.3		
16hr	74090	70319	72182	75134	82038	69658	59896											72593	75099		
%>6.6m	13.3	14.2	13.9	13.5	11.3	5	5.4											11.1	13.1		
12hr	64610	60739	62321	64658	68776	60901	52204											62560	64438		
%>6.6m	12.9	13.8	13.6	13.3	11.3	4.7	5											10.8	12.9		
No.days	4	4	4	4	5	5	4														

Average Hourly Variation

Mon	467	347	312	432	738	1494	3927	7077	6585	5252	5127	5303	5089	4495	5188	5086	5912	5627	3870	2551	1714	1289	918	624
Tue	539	493	472	542	785	1410	3687	6385	6603	5153	4456	4504	4377	4208	4372	4817	5987	5771	4107	2724	1855	1314	1150	866
Wed	556	497	456	535	749	1381	3731	7074	6646	4946	4421	4528	4431	4376	4480	5109	6217	5813	4280	2764	1925	1442	1252	770
Thur	564	481	453	533	739	1384	3630	7017	6702	5064	4715	4761	4695	4658	4777	5291	6425	5967	4588	3084	2139	1625	1111	796
Fri	635	540	488	528	724	1318	3365	6468	5942	5195	5748	6146	5611	5330	5396	5509	5765	5842	5825	4862	3074	1961	1491	1025
Sat	763	554	475	480	559	807	1554	2528	3759	5116	6066	6234	5951	5813	5620	5305	4976	4895	4639	3465	2165	1573	1253	951
Sun	623	382	295	272	297	487	951	1608	2409	4058	5162	5759	5421	5227	5020	4722	4758	4371	3691	3095	2194	1453	949	683

Monthly report for SiteId : 6002

Oct-23

24 Hour Flows by Day of Month

Mon	Flow	6.6m	Tue	Flow	6.6m	Wed	Flow	6.6m	Thur	Flow	6.6m	Fri	Flow	6.6m	Sat	Flow	6.6m	Sun	Flow	6.6m				
																			1	61350	5.9			
	2	76041	15.3	3	76043	16.1	4	78538	15.6	5	707	36.5	6	87131	13.1	7	75225	6.5	8	64452	5.9			
	9	77104	14.9	10	76458	16	11	75694	16.3	12	79044	15.3	13	88732	13.1	14	69647	6.9	15	63900	5.7			
	16	78373	14.6	17	77526	15.9	18	78297	15.9	19	80563	15.4	20	85128	12.9	21	68835	7.6	22	64518	5.6			
	23	79790	14.1	24	78577	15.7	25	84225	14.9	26	84588	14.8	27	95107	12.1	28	71215	7.1	29	64223	5.7			
	30	80756	14	31	76148	16																		

Average Flows

	Mon	Tue	Wed	Thur	Fri	Sat	Sun											ADT	AWT					
24hr	78413	76950	79189	61226	89025	71231	63689											78047	80337					
%>6.6m	14.6	15.9	15.6	15.2	12.8	7	5.8											13.4	14.9					
18hr	74420	72847	74947	77306	84995	67743	61556											74144	76221					
%>6.6m	13.6	14.1	13.8	13.4	11.2	5.3	5.3											11.9	13.3					
16hr	72880	70662	73061	74896	82382	65682	59888											72110	74153					
%>6.6m	13.3	14	13.6	13.2	11.1	5.3	5.1											11.7	13.1					
12hr	63707	61393	63103	64017	70248	58121	52430											62536	64071					
%>6.6m	12.9	13.6	13.3	13	11	5	4.7											11.4	12.8					
No.days	5	5	4	4	4	4	5																	

Average Hourly Variation

Mon	499	374	331	456	770	1563	3831	6928	6762	5087	5011	5290	5063	4758	4783	4704	5824	5659	3839	2540	1581	1221	902	638
Tue	493	463	460	528	755	1404	3500	6584	6665	5050	4349	4351	4293	4273	4390	5007	6251	5899	4282	2706	1729	1333	1202	983
Wed	616	478	493	529	724	1403	3550	6712	6493	4928	4640	4697	4574	4483	4543	5198	6405	5990	4440	3038	1934	1436	1110	776
Thur	572	491	460	485	714	1415	3436	6523	6415	4814	4408	4844	4844	4705	4873	5349	6376	6119	4747	3489	2299	1654	1332	1079
Fri	624	505	490	544	720	1304	3030	5718	5538	4910	5175	5853	6043	6282	6325	6154	6400	6021	5830	4331	2835	1938	1518	1095
Sat	722	536	477	491	546	716	1341	2273	3199	4258	5448	6376	6005	5505	5417	5314	5088	4983	4256	2915	1886	1420	1165	896
Sun	656	456	332	290	338	441	881	1469	2150	3751	4885	5807	5419	5487	5322	4921	4953	4508	3758	3012	2064	1501	947	721

Monthly report for Sited : 6002

Nov-23

24 Hour Flows by Day of Month

Mon	Flow	6.6m	Tue	Flow	6.6m	Wed	Flow	6.6m	Thur	Flow	6.6m	Fri	Flow	6.6m	Sat	Flow	6.6m	Sun	Flow	6.6m	
							1	81249	15.2	2	79552	15.4	3	90216	12.7	4	62112	7.4	5	55788	6.2
6	73908	15.5	7	71772	17.2	8	64361	16.2	9	77704	16.1	10	87073	13.3	11	71352	6.7	12	55415	6.3	
13	71646	16.1	14	70581	16.8	15	77003	16.6	16	80391	16.2	17	88975	13.1	18	65999	7.5	19	54937	6.4	
20	74866	15.6	21	76532	16.8	22	76545	16.9	23	78501	16.6	24	89974	13.3	25	68843	7.5	26	59101	6.2	
27	74861	15.8	28	76282	16.9	29	76676	17	30	78985	16.6										

Average Flows

	Mon	Tue	Wed	Thur	Fri	Sat	Sun												ADT	AWT
24hr	73820	73792	75167	79027	89060	67077	56310												74152	79136
%>6.6m	15.7	16.9	16.4	16.2	13.1	7.3	6.3												13.5	15.6
18hr	70176	69749	71086	74898	84989	63898	54203												70542	75139
%>6.6m	14.6	14.8	14.3	14.1	11.3	5.4	5.5												11.7	13.7
16hr	68649	67842	68908	72728	82416	61725	52712												68509	73026
%>6.6m	14.3	14.5	14.1	13.9	11.2	5.3	5.3												11.5	13.5
12hr	59834	58580	59068	62378	71144	54574	45924												59403	63065
%>6.6m	13.8	14.1	13.6	13.6	10.9	5	4.9												11.1	13.1
No.days	4	4	5	5	4	4	4													

Average Hourly Variation

Mon	441	313	283	388	699	1521	3836	6619	6743	4877	4483	4428	4267	4362	4453	4873	5752	5283	3696	2303	1497	1180	867	660
Tue	481	497	435	464	742	1425	3721	6890	6887	5101	4261	3322	3489	4115	4454	4800	6036	5139	4088	2525	1701	1316	1072	835
Wed	522	477	448	489	729	1415	3593	6719	6669	5007	4191	4402	4329	3817	4547	5089	6150	5660	4235	2953	1871	1422	1241	937
Thur	541	466	468	521	740	1393	3535	6724	6805	5048	4379	4376	4413	4418	4729	5158	6163	5685	4481	3096	2136	1584	1237	933
Fri	602	500	444	505	700	1320	3222	6406	5857	4950	5197	5774	6055	6021	5861	6533	6807	6542	5144	3736	2565	1750	1513	1060
Sat	739	516	414	391	445	674	1284	2236	3038	3878	5160	5807	5821	5559	5213	5171	4801	4164	3727	2634	1777	1457	1195	978
Sun	622	400	248	209	249	380	845	1362	1989	3116	4007	4851	4999	4998	4695	4432	4394	3947	3135	2632	1973	1339	806	685

Monthly report for Sited : 6002

Dec-23

24 Hour Flows by Day of Month

Mon	Flow	6.6m	Tue	Flow	6.6m	Wed	Flow	6.6m	Thur	Flow	6.6m	Fri	Flow	6.6m	Sat	Flow	6.6m	Sun	Flow	6.6m
							1	86240	13.6	2	58440	8.5	3	51885	6.9					
4	72156	16.2	5	73713	17.5	6			7	75945	16.9	8	84696	14	9	58064	8.4	10	54126	6.5
11	74485	15.8	12	75902	17	13	78395	16.8	14	78560	16.5	15	83719	13.8	16	65268	7.8	17	57232	6.2
18	74007	15.6	19	72478	17.1	20	75592	16.5	21	73798	15.4	22	72446	11.9	23	66667	5.9	24	42522	3.9
25	29243	1.4	26	53708	3.3	27	68826	8.2	28	65579	10	29	69629	9	30	61697	5.8	31	42501	4

Average Flows

	Mon	Tue	Wed	Thur	Fri	Sat	Sun												ADT	AWT
24hr	62473	68950	74271	73471	79346	62027	49653												66584	71956
%>6.6m	14.1	14.5	14	14.9	12.6	7.2	5.6												11.9	13.9
18hr	59662	65680	70742	69662	75499	58824	47698												63411	68487
%>6.6m	13.1	12.7	12.3	12.9	10.7	5.3	4.8												10.2	12.2
16hr	58106	63402	68583	67382	73065	56842	46373												61424	66332
%>6.6m	12.8	12.5	12.1	12.7	10.6	5.2	4.5												10	12
12hr	50222	54817	59376	58211	63733	50086	40718												53460	57489
%>6.6m	12.4	12.1	11.6	12.3	10.2	4.8	4.2												9.6	11.6
No.days	4	4	3	4	5	5	5													

Average Hourly Variation

Mon	302	239	222	335	532	1182	2874	4974	4832	3854	3917	4172	4256	4157	3951	3981	4592	4409	3127	2195	1601	1216	892	664
Tue	436	386	362	391	568	1128	2851	5028	5058	4516	4265	4693	4483	4381	4494	4527	4783	4798	3792	2493	1923	1318	1224	1055
Wed	579	402	390	409	609	1141	2745	5184	5303	4454	4668	5124	5018	5056	5188	5221	5464	4837	3858	2936	1999	1527	1200	959
Thur	594	467	426	475	656	1191	2832	5112	5404	4563	4413	4868	4919	4968	4875	4985	5371	4962	3770	2665	2031	1644	1331	949
Fri	626	514	458	500	620	1130	2565	4930	4854	4368	4904	5540	5884	5931	5968	5838	5971	5278	4267	3016	2071	1681	1420	1014
Sat	769	541	433	356	459	645	1131	1837	2484	3442	4652	5642	5731	5512	5044	4742	4114	3679	3207	2324	1842	1459	1124	858
Sun	537	362	258	208	227	363	708	1051	1482	2422	3543	4530	4706	4739	4423	4074	3813	3324	2611	2177	1642	1128	762	562



Monthly report for Sited : 6002

Jan-24

24 Hour Flows by Day of Month

Mon	Flow	6.6m	Tue	Flow	6.6m	Wed	Flow	6.6m	Thur	Flow	6.6m	Fri	Flow	6.6m	Sat	Flow	6.6m	Sun	Flow	6.6m	
	1	38552	3.5	2	60869	12.2	3	64395	15.8	4	66987	15.9	5	70657	14	6	54805	7.6	7	47539	6.6
	8	67745	15.8	9	69189	16.4	10	70449	16.2	11	72036	16.2	12	74654	14.2	13	54859	7.6	14	50539	6
	15	70084	15.5	16	60014	18.6	17	68470	16.6	18	70240	15.9	19	70798	14.2	20	34371	4.5	21	44214	6.5
	22	68569	15.9	23	68191	16.6	24	73025	16.8	25	73990	15.6	26	79686	13.9	27	57904	7.4	28	52964	5.8
	29	68950	15.6	30	73099	15.9	31	73475	16.2												

Average Flows

	Mon	Tue	Wed	Thur	Fri	Sat	Sun															ADT	AWT
24hr	62780	66272	69963	70813	73949	50485	48814															66021	68333
%>6.6m	14.2	15.9	16.3	15.9	14.1	7	6.2															14.3	15.4
18hr	59777	62937	66387	67217	70431	48438	47181															62793	64946
%>6.6m	13.1	14.1	14.4	13.9	12.1	5.3	5.5															12.6	13.6
16hr	58258	61502	64477	65591	68995	46902	45996															61153	63285
%>6.6m	12.9	13.9	14.2	13.7	12	5.2	5.2															12.4	13.4
12hr	50831	53740	56007	56790	60743	41602	40179															53370	55131
%>6.6m	12.5	13.4	13.8	13.4	11.7	4.9	4.8															12	13
No.days	5	5	5	4	4	4	4																

Average Hourly Variation

Mon	361	331	257	302	546	1206	3112	5517	5412	4092	3605	3946	3865	3909	3835	4059	4810	4655	3127	1968	1328	1019	831	688
Tue	415	383	348	387	598	1205	3240	6169	6030	4331	3791	3823	3753	3606	3959	4322	5418	5135	3404	2037	1414	1071	875	560
Wed	449	406	375	432	639	1275	3284	6339	6356	4502	3896	3787	3842	3867	4100	4549	5702	5387	3679	2427	1568	1191	1056	853
Thur	490	415	379	432	643	1239	3199	6296	6377	4558	3796	4052	3969	3949	4179	4740	5650	5402	3825	2585	1734	1282	999	628
Fri	500	432	384	437	597	1170	2965	5782	5510	4420	4297	4741	4871	5311	5509	5679	5905	4840	3880	2609	1713	1286	1121	793
Sat	607	430	346	341	416	589	1163	1980	2650	3375	4556	4845	5172	4666	4180	3747	3570	3250	2751	1927	1393	1109	958	578
Sun	516	285	226	189	213	334	764	1215	1720	2595	3636	4504	4348	4507	3984	3854	3713	3341	2763	2300	1684	1070	715	470

Monthly report for Sited : 6002

Feb-24

24 Hour Flows by Day of Month

Mon	Flow	6.6m	Tue	Flow	6.6m	Wed	Flow	6.6m	Thur	Flow	6.6m	Fri	Flow	6.6m	Sat	Flow	6.6m	Sun	Flow	6.6m				
										1	74637	16	2	78602	13.6	3	58494	7.5	4	52601	6.1			
	5	72023	15.3	6	69651	16.6	7	74723	16.3	8	69148	17	9	81357	13.9	10	63569	7.2	11	54419	5.9			
	12	76991	14.5	13	76142	15.8	14	72863	15.7	15	78918	15.1	16	85807	12.8	17	61694	7.3	18	57960	5.8			
	19	76997	14.6	20	75164	16	21		22	77553	15.7	23	84779	13.3	24	64261	7.1	25						
	26	74181	15.3	27	74209	16.5	28	65586	16.1	29	77190	15.6												

Average Flows

	Mon	Tue	Wed	Thur	Fri	Sat	Sun															ADT	AWT
24hr	75048	73792	71057	75489	82636	62005	54993															72397	76857
%>6.6m	14.9	16.2	16	15.8	13.4	7.3	5.9															13.3	15
18hr	71490	69984	67163	71634	78975	59083	53055															68970	73135
%>6.6m	13.8	14.3	14	13.9	11.6	5.3	5.3															11.6	13.3
16hr	69945	67773	65151	69776	76788	57013	51580															67046	71195
%>6.6m	13.6	14.1	13.8	13.7	11.5	5.3	5															11.4	13.2
12hr	61134	58734	55989	60439	66889	50723	45361															58541	61898
%>6.6m	13.2	13.7	13.3	13.4	11.3	4.9	4.7															11.1	12.8
No.days	4	4	4	5	4	4	3																

Average Hourly Variation

Mon	446	316	262	360	662	1512	3930	6884	6730	5057	4713	4874	4587	4346	4423	4851	5883	5320	3468	2225	1491	1165	883	663
Tue	481	445	375	463	673	1372	3699	6703	6723	4958	4076	4134	4239	3911	4075	4836	5823	5278	3979	2490	1622	1229	1188	1022
Wed	612	433	410	461	684	1294	3561	6142	6089	4981	3507	4112	3124	4191	4459	5079	5954	5738	3984	2674	1613	1315	1188	824
Thur	531	425	393	452	683	1372	3452	6809	6525	4772	4220	4203	4376	4416	4473	5036	6015	5552	4042	2637	1881	1367	1067	791
Fri	507	434	407	455	633	1226	3090	6094	5559	4621	4891	5387	5633	5845	5934	6080	6426	5792	4628	3226	2058	1524	1193	995
Sat	642	481	387	368	431	614	1200	2064	2914	4009	5056	5913	5706	5394	4719	4164	3903	3738	3144	2182	1563	1346	1100	970
Sun	562	351	260	195	213	358	813	1243	1822	2969	4149	4566	5387	5222	4757	4314	4325	3614	2992	2470	1698	1238	828	647



Month	24hr	24hr	24hr	24hr	18hr	18hr	18hr	18hr	16hr	16hr	16hr	16hr	12hr	12hr	12hr	12hr
	ADT	%>6.6m	AWT	%>6.6m	ADT	%>6.6m	AWT	%>6.6m	ADT	%>6.6m	AWT	%>6.6m	ADT	%>6.6m	AWT	%>6.6m
Sep-23	78465	12.8	81248	14.9	74610	11.3	77124	13.3	72593	11.1	75099	13.1	62560	10.8	64438	12.9
Oct-23	78047	13.4	80337	14.9	74144	11.9	76221	13.3	72110	11.7	74153	13.1	62536	11.4	64071	12.8
Nov-23	74152	13.5	79136	15.6	70542	11.7	75139	13.7	68509	11.5	73026	13.5	59403	11.1	63065	13.1
Dec-23	66584	11.9	71956	13.9	63411	10.2	68487	12.2	61424	10	66332	12	53460	9.6	57489	11.6
Jan-24	66021	14.3	68333	15.4	62793	12.6	64946	13.6	61153	12.4	63285	13.4	53370	12	55131	13
Feb-24	72397	13.3	76857	15	68970	11.6	73135	13.3	67046	11.4	71195	13.2	58541	11.1	61898	12.8
Mar-24	74672	12.9	79899	15	71233	11.3	76053	13.3	69302	11.1	74053	13.1	60414	10.8	64270	12.8
Average	72905	13.2	76824	15.0	69386	11.5	73015	13.2	67448	11.3	71020	13.1	58612	11.0	61480.3	12.7

DT NB + SB 146884 9024  
 NB % 49.6%  
 SB % 50.4%

**M6/7517B** Monthly report for Sited : 4284

Sep-23

24 Hour Flows by Day of Month

Mon	Flow	6.6m	Tue	Flow	6.6m	Wed	Flow	6.6m	Thur	Flow	6.6m	Fri	Flow	6.6m	Sat	Flow	6.6m	Sun	Flow	6.6m	
													1	100001	13.9	2	82911	7.2	3	86238	6.1
4	89030	15.7	5	81906	17.7	6	82385	17.5	7	84211	17.4	8	89781	15.1	9	81063	7	10	80981	6.8	
11	80979	17.1	12	77769	18.7	13	82655	17.8	14	82789	17.8	15	89340	15.5	16	75279	7.6	17	76515	6.9	
18	79677	17.3	19	74618	18.9	20	77214	18.5	21	81527	17.6	22	86140	15.5	23	70270	7.8	24	70065	6.7	
25	80255	16.5	26	78926	18	27	77385	18.1	28	80588	17.2	29	84598	15.4	30	74663	7.3				

Average Flows

	Mon	Tue	Wed	Thur	Fri	Sat	Sun												ADT	AWT
24hr	82485	78305	79910	82279	89972	76837	78450												81337	82942
%>6.6m	16.6	18.3	18	17.5	15	7.4	6.6												14.3	16.9
18hr	78435	74442	76082	78543	86093	73427	75376												77640	79070
%>6.6m	16	17.2	16.9	16.5	14	6.4	6.3												13.4	15.9
16hr	76531	72373	74110	76411	82447	67725	73172												74689	76663
%>6.6m	15.6	16.9	16.6	16.2	14	6.6	6.1												13.3	15.7
12hr	65902	61970	63549	65306	70957	56293	62736												63750	65795
%>6.6m	15.4	16.7	16.4	16.1	13.9	6.7	6												13.3	15.6
No.days	4	4	4	4	4	5	5	4												

Average Hourly Variation

Mon	468	321	360	464	803	1636	3837	5691	5326	4883	5344	5319	4958	5077	5572	6347	7017	6290	4080	2930	2151	1711	1228	677
Tue	439	370	413	434	706	1503	3790	5697	5291	4352	4184	4244	4373	4608	5233	6200	7226	6064	4500	2880	2053	1681	1395	674
Wed	422	404	413	417	651	1522	3717	5705	5391	4484	4164	4447	4522	4795	5381	6302	7378	6642	4340	2933	2130	1780	1301	671
Thur	410	379	408	452	664	1424	3657	5645	5351	4606	4551	4601	4706	4995	5649	6538	7670	6595	4400	3032	2464	1954	1377	755
Fri	457	433	461	459	666	1404	3193	4901	4815	5029	6082	6266	6164	6329	6716	6950	6995	6013	4696	3503	2572	2223	2101	1544
Sat	884	477	430	396	484	741	1224	1922	2807	3938	5152	5744	5741	5428	4938	4939	5151	5676	4857	3796	3178	3235	3264	2438
Sun	1042	483	365	360	343	482	760	1366	2162	3805	5820	6740	6773	6473	6095	6280	6311	5874	5037	4384	3072	2222	1448	756

Monthly report for Sited : 4284

Oct-23

24 Hour Flows by Day of Month

Mon	Flow	6.6m	Tue	Flow	6.6m	Wed	Flow	6.6m	Thur	Flow	6.6m	Fri	Flow	6.6m	Sat	Flow	6.6m	Sun	Flow	6.6m	
																			1	75318	6.3
2	79015	17	3	78635	18.2	4	80670	17.5	5	388	37.6	6	84505	15.2	7	74295	7.3	8	80467	6	
9	80931	16.7	10	78519	18.1	11	77346	18	12	81777	17.3	13	84647	15.6	14	70211	7.5	15	78048	5.9	
16	81064	16.5	17	79340	18	18	79067	17.9	19	80647	17.6	20	78840	15.7	21	63471	8	22	71838	5.9	
23	83581	15.8	24	79421	17.7	25	85215	16.9	26	83548	17	27	92019	14.4	28	70649	7.7	29	75801	6.4	
30	80403	16.7	31	77877	17.9																

Average Flows

	Mon	Tue	Wed	Thur	Fri	Sat	Sun												ADT	AWT
24hr	80999	78758	80575	61590	85003	69657	76294												79849	81128
%>6.6m	16.5	18	17.5	17.3	15.2	7.6	6.1												15.1	17
18hr	77152	75127	76965	78357	81455	66617	73977												76304	77441
%>6.6m	15.9	16.9	16.5	16.2	14.1	6.6	5.8												14.1	16
16hr	75513	73060	74936	76264	78167	62894	71975												73933	75272
%>6.6m	15.5	16.6	16.3	16	14.1	6.6	5.6												14	15.8
12hr	65202	62960	64251	65269	67084	52482	61790												63350	64707
%>6.6m	15.3	16.5	16.2	16	14.1	6.6	5.6												13.9	15.7
No.days	5	5	4	4	4	4	5													

Average Hourly Variation

Mon	404	290	325	393	741	1693	3809	5595	5225	4659	5369	5319	5106	5116	5526	6136	6984	6123	4045	2839	2100	1563	1067	572
Tue	388	327	360	383	648	1526	3752	5631	5270	4463	4267	4447	4506	4733	5408	6294	7316	6567	4057	2784	2012	1551	1376	692
Wed	415	338	354	356	634	1512	3766	5589	5315	4614	4446	4598	4630	4930	5471	6453	7427	6580	4198	3010	2149	1762	1329	701
Thur	431	372	370	384	615	1447	3600	5292	5253	4538	4584	4815	4881	5167	5621	6545	7379	6727	4467	3237	2441	1716	1340	754
Fri	436	414	408	383	629	1388	2872	4263	4326	4781	5665	5855	5908	6216	6554	6753	6823	5765	4176	3360	2565	2286	2087	1201
Sat	645	473	401	364	456	701	1154	1811	2686	3659	4948	5533	5533	5308	4862	4818	4757	4732	3838	3354	3049	2856	2399	1324
Sun	814	435	339	312	351	470	746	1330	1947	3366	5712	6551	6426	6454	6109	6629	6354	6001	4910	3985	3189	2263	1303	699

Monthly report for Sited : 4284

Nov-23

24 Hour Flows by Day of Month

Mon	Flow	6.6m	Tue	Flow	6.6m	Wed	Flow	6.6m	Thur	Flow	6.6m	Fri	Flow	6.6m	Sat	Flow	6.6m	Sun	Flow	6.6m	
							1	81734	17.6	2	79040	17.6	3	86362	15.1	4	63745	8.1	5	71722	6.2
6	76311	17.4	7	73342	18.9	8	65209	18.2	9	78278	18.3	10	81538	15.9	11	69651	7.3	12	68267	6.5	
13	74925	17.5	14	69386	19.3	15	77946	18.6	16	79167	18.8	17	82288	16.2	18	62776	8.4	19	65610	6.7	
20	77899	17.6	21	77939	18.8	22	77583	18.8	23	77476	19.1	24	82986	16.4	25	64937	8.4	26	72065	6.5	
27	77526	17.4	28	77564	18.7	29	77745	19.2	30	78152	19.3										

Average Flows

	Mon	Tue	Wed	Thur	Fri	Sat	Sun													ADT	AWT
24hr	76665	74558	76043	78423	83294	65277	69416													75521	78790
%>6.6m	17.5	18.9	18.5	18.6	15.9	8.1	6.4													15.1	17.8
18hr	72880	70929	72393	74716	79495	62592	67090													72147	75069
%>6.6m	16.7	17.7	17.2	17.4	14.6	6.8	6													14	16.7
16hr	71308	69050	70575	72692	77029	59715	65557													70121	73115
%>6.6m	16.3	17.3	16.8	17	14.4	6.8	5.7													13.8	16.4
12hr	61995	59336	60490	62510	66537	50253	57263													60442	63116
%>6.6m	15.9	17.1	16.5	16.8	14.3	6.8	5.5													13.6	16.1
No.days	4	4	5	5	4	4	4														

Average Hourly Variation

Mon	340	269	278	357	797	1745	3906	5629	5347	4755	5120	4998	4811	4866	4978	5663	6681	5625	3524	2411	1703	1293	1044	528
Tue	380	348	337	352	654	1558	3899	5724	5528	4668	4085	3537	3621	4532	5193	6140	6543	5547	4220	2598	1806	1411	1218	662
Wed	401	354	324	361	656	1554	3817	5703	5476	4596	4069	4359	4586	4257	5360	6309	7263	6277	4023	2760	1929	1579	1194	624
Thur	399	372	369	372	658	1537	3767	5580	5377	4526	4302	4466	4642	4914	5515	6337	6569	6021	4262	2517	2253	1645	1234	791
Fri	460	397	391	402	662	1487	3182	4740	4710	4675	5265	5417	5619	6033	6350	6682	6751	6057	4239	3134	2328	1850	1542	924
Sat	538	384	351	318	416	679	1129	1758	2651	3637	4652	5092	5107	4916	4495	4606	4767	4685	3887	3256	2786	2292	1773	1105
Sun	590	369	285	300	308	476	725	1220	1827	3331	5283	6308	6068	6373	6106	6188	5855	4762	3943	3405	2469	1697	968	565

Monthly report for Sited : 4284

Dec-23

24 Hour Flows by Day of Month

Mon	Flow	6.6m	Tue	Flow	6.6m	Wed	Flow	6.6m	Thur	Flow	6.6m	Fri	Flow	6.6m	Sat	Flow	6.6m	Sun	Flow	6.6m	
													1	79867	16.8	2	57228	9.2	3	62029	6.9
4	76049	18	5	73796	20	6			7	74124	19.3	8	80662	16.6	9	56708	9.1	10	61388	6.8	
11	76073	17.9	12	77946	19	13	79137	18.9	14	78693	18.7	15	79137	16.6	16	62521	8.6	17	63046	6.6	
18	73366	18.2	19	62044	21.3	20	76154	18.6	21	72321	17.5	22	67673	14.3	23	58296	7.2	24	40547	4.9	
25	29241	1.7	26	54505	3.5	27	67071	9.5	28	65305	11	29	68094	10.1	30	60020	6.7	31	41625	5.1	

Average Flows

	Mon	Tue	Wed	Thur	Fri	Sat	Sun													ADT	AWT
24hr	63682	67073	74121	72611	75087	58955	53727													65822	70563
%>6.6m	16.2	16.6	15.9	16.8	15	8.1	6.2													13.5	16.1
18hr	60759	64035	70925	69257	71656	56153	51634													62873	67363
%>6.6m	15.5	15.5	14.9	15.6	13.7	6.9	5.6													12.5	14.9
16hr	59322	62242	69008	67317	69159	54148	50350													61028	65417
%>6.6m	15.1	15.2	14.5	15.2	13.6	6.8	5.4													12.2	14.7
12hr	51349	53277	60300	58565	60291	47628	44381													53172	56756
%>6.6m	14.8	14.9	14	14.9	13.2	6.4	5.1													11.8	14.3
No.days	4	4	3	4	5	5	5														

Average Hourly Variation

Mon	333	222	206	305	555	1303	2838	4038	4048	3880	4244	4510	4530	4416	4227	4609	5283	4512	3054	2206	1685	1243	909	529
Tue	367	307	288	316	533	1228	2932	4097	3665	3490	3904	4314	4413	4710	5214	5585	5639	4219	4029	2640	1905	1489	1163	630
Wed	394	320	332	361	581	1208	2732	4099	4241	4256	4679	5286	5414	5497	5670	6176	6080	5334	3567	2559	1891	1525	1227	690
Thur	436	343	361	367	583	1264	2804	4232	4184	4263	4602	4941	4995	5130	5550	6021	5703	5342	3604	2633	1876	1439	1217	723
Fri	461	365	370	405	591	1239	2499	3803	3931	4240	5136	5444	5590	5815	6039	5962	5942	4646	3744	2782	1990	1597	1563	934
Sat	590	425	371	329	414	673	1000	1551	2340	3471	4715	5422	5239	4949	4563	4483	4056	3819	3019	2297	1806	1417	1183	822
Sun	544	326	279	259	278	406	601	971	1463	2553	4154	5148	5105	4990	4740	4673	4194	3610	2781	2412	1747	1209	780	505

Monthly report for Sited : 4284

Jan-24

24 Hour Flows by Day of Month

Mon	Flow	6.6m	Tue	Flow	6.6m	Wed	Flow	6.6m	Thur	Flow	6.6m	Fri	Flow	6.6m	Sat	Flow	6.6m	Sun	Flow	6.6m	
	1	56464	3.8	2	72011	12.7	3	67955	17	4	68747	17.6	5	69913	16.5	6	56129	7.8	7	54943	6.6
	8	67417	18.1	9	70315	18.7	10	71965	18.5	11	72175	18.3	12	71858	16.8	13	53730	8.5	14	57199	6.4
	15	71585	17.7	16	61478	20.8	17	69695	18.6	18	70356	18.3	19	67554	16.6	20	34743	6	21	51004	6.8
	22	69210	17.7	23	68392	19.3	24	73964	18.8	25	73647	18	26	76160	16.4	27	55681	8.3	28	60231	6.3
	29	71190	17.7	30	74572	18	31	72896	18.9												

Average Flows

	Mon	Tue	Wed	Thur	Fri	Sat	Sun													ADT	AWT
24hr	67173	69354	71295	71231	71371	50071	55844													68037	70089
%>6.6m	15.4	17.8	18.4	18.1	16.6	7.8	6.5													16	17.3
18hr	63959	66195	67995	67956	68160	48245	54254													64977	66855
%>6.6m	14.8	16.7	17.2	16.9	15.3	6.7	6.1													15	16.3
16hr	62678	64741	66385	66503	66920	46923	53109													63527	65378
%>6.6m	14.5	16.3	16.9	16.5	15.1	6.6	5.8													14.7	15.9
12hr	54551	56251	57586	57614	58665	41397	47164													55339	56821
%>6.6m	14	16	16.4	16.2	14.8	6.2	5.4													14.3	15.5
No.days	5	5	5	4	4	4	4														

Average Hourly Variation

Mon	361	328	238	315	594	1378	3141	4493	4207	3598	3832	4344	4382	4268	4528	5769	6335	5434	3359	2288	1577	1120	821	460
Tue	342	275	267	305	566	1403	3524	5196	4838	4035	3862	4040	4221	4339	4815	5663	6497	5412	3333	2233	1500	1234	968	485
Wed	365	306	276	330	590	1434	3532	5255	5117	4200	3796	3928	4246	4467	4987	5949	6163	5716	3761	2389	1586	1291	943	667
Thur	376	305	292	334	593	1377	3451	5224	5022	4114	3752	3924	4109	4448	5005	5872	6728	5754	3663	2477	1683	1278	950	503
Fri	366	330	317	341	585	1273	2970	4481	4342	3948	4301	4575	4884	5303	5843	6262	6348	4901	3479	2522	1773	1320	1024	630
Sat	416	363	300	316	386	653	1012	1485	2188	2912	3762	4016	4356	4338	4291	4541	4609	4337	3150	2224	1455	1088	877	445
Sun	342	222	212	244	251	405	658	993	1433	2537	4036	4999	5038	5140	5200	5289	5322	4092	3087	2547	1659	1081	711	434

Monthly report for Sited : 4284

Feb-24

24 Hour Flows by Day of Month

Mon	Flow	6.6m	Tue	Flow	6.6m	Wed	Flow	6.6m	Thur	Flow	6.6m	Fri	Flow	6.6m	Sat	Flow	6.6m	Sun	Flow	6.6m				
	5	73438	17.5	6	71231	18.9	7	75634	18.2	1	74928	18.1	2	74977	16.4	3	57723	8	4	59868	6.5			
	12	77166	16.7	13	77380	17.8	14	76855	17.7	8	69831	19.1	9	76825	16.7	10	58530	8.5	11	59412	6.6			
	19	79034	16.5	20	76656	18.2	21			15	79392	17	16	82341	15.2	17	61139	7.8	18	67384	6.1			
	26	76073	17.1	27	73522	19.1	28	66168	17.6	22	77493	17.8	23	80908	15.7	24	64014	7.7	25					
										29	77885	18												

Average Flows

	Mon	Tue	Wed	Thur	Fri	Sat	Sun													ADT	AWT			
24hr	76428	74697	72886	75906	78763	60352	62221													72755	76747			
%>6.6m	17	18.5	17.8	18	15.9	8	6.4													15.1	17.3			
18hr	72804	71282	69526	72475	75358	57730	60174													69561	73280			
%>6.6m	16.2	17.4	16.6	16.9	14.8	6.8	5.9													14.1	16.3			
16hr	71369	69688	67833	70846	73544	55860	58929													67908	71631			
%>6.6m	15.9	17	16.3	16.5	14.5	6.6	5.6													13.8	15.9			
12hr	62128	60155	58481	61331	64231	49483	52370													59248	62209			
%>6.6m	15.5	16.8	15.9	16.3	14.2	6.3	5.3													13.5	15.6			
No.days	4	4	4	5	4	4	3																	

Average Hourly Variation

Mon	343	242	258	359	732	1691	3864	5538	5222	4471	4704	4678	4589	4853	5404	6142	7089	5851	3588	2484	1671	1222	930	506
Tue	351	299	298	330	630	1508	3882	5672	5435	4399	4019	4208	4351	4628	5229	6215	7077	5310	3613	2677	1718	1256	1068	526
Wed	358	279	267	362	607	1486	3763	5513	5221	4339	3407	3800	3432	4785	5350	6391	7518	6129	3862	2573	1698	1318	1120	572
Thur	381	315	301	349	626	1459	3630	5473	5185	4394	4079	4288	4546	4810	5327	6232	7163	5946	3887	2671	1808	1406	1033	596
Fri	409	331	323	382	622	1338	3083	4600	4508	4384	4827	5355	5499	5874	6403	6791	6753	5454	3786	2823	1978	1429	1108	706
Sat	501	392	335	323	418	654	1084	1589	2406	3437	4453	4955	4985	4896	4721	4888	4821	4846	3488	2338	1689	1267	1089	781
Sun	480	327	256	278	268	438	706	1096	1611	2940	4589	5188	5511	5602	5676	5903	5810	4766	3679	2670	1951	1231	782	464



Month	24hr	24hr	24hr	24hr	18hr	18hr	18hr	18hr	16hr	16hr	16hr	16hr	12hr	12hr	12hr	12hr
	ADT	%>6.6m	AWT	%>6.6m	ADT	%>6.6m	AWT	%>6.6m	ADT	%>6.6m	AWT	%>6.6m	ADT	%>6.6m	AWT	%>6.6m
Sep-23	81337	14.3	82942	16.9	77640	13.4	79070	15.9	74689	13.3	76663	15.7	63750	13.3	65795	15.6
Oct-23	79849	15.1	81128	17	76304	14.1	77441	16	73933	14	75272	15.8	63350	13.9	64707	15.7
Nov-23	75521	15.1	78790	17.8	72147	14	75069	16.7	70121	13.8	73115	16.4	60442	13.6	63116	16.1
Dec-23	65822	13.5	70563	16.1	62873	12.5	67363	14.9	61028	12.2	65417	14.7	53172	11.8	56756	14.3
Jan-24	68037	16	70089	17.3	64977	15	66855	16.3	63527	14.7	65378	15.9	55339	14.3	56821	15.5
Feb-24	72755	15.1	76747	17.3	69561	14.1	73280	16.3	67908	13.8	71631	15.9	59248	13.5	62209	15.6
Mar-24	74527	14.6	78319	17.3	71310	13.6	74753	16.3	69635	13.3	73085	15.9	60749	13	63523	15.7
Average	73978	14.8	76940	17.1	70687	13.8	73404	16.1	68692	13.6	71509	15.8	59436	13.3	61846.7	15.5



**M6/7476A** Monthly report for Siteld : 11364

Sep-23

24 Hour Flows by Day of Month

Mon	Flow	6.6m	Tue	Flow	6.6m	Wed	Flow	6.6m	Thur	Flow	6.6m	Fri	Flow	6.6m	Sat	Flow	6.6m	Sun	Flow	6.6m
							1	101443	11.5	2	79633	6.7	3	72734	6					
4	86448	13.5	5	83465	15.2	6	83836	15.2	7	86265	14.9	8	81264	14.1	9	73702	6.9	10	66774	6.3
11	81658	14.6	12	78328	16.1	13	83461	15.3	14	85303	15.2	15	87767	13.3	16	80269	6.4	17	65972	6.1
18	80209	14.9	19	76557	16.3	20	79145	16	21	83719	15.3	22	90233	12.9	23	73981	6.7	24	61626	6
25	81941	14.1	26	80412	15.5	27	79480	15.6	28	83657	15.1	29	90701	12.8	30	79725	6.3			

Average Flows

	Mon	Tue	Wed	Thur	Fri	Sat	Sun											ADT	AWT	
24hr	82564	79691	81481	84736	90282	77462	66777											80657	84062	
%>6.6m	14.3	15.8	15.5	15.1	12.9	6.6	6.1											12.4	14.6	
18hr	78586	75258	77126	80416	85810	73569	64117											76630	79743	
%>6.6m	13.4	14	13.8	13.4	11.3	5.1	5.6											10.9	13	
16hr	76870	73117	74971	78334	83076	71121	62295											74444	77550	
%>6.6m	13.1	13.8	13.6	13.3	11.2	5	5.3											10.8	12.9	
12hr	66446	62579	64161	66854	69371	61897	54128											63767	66048	
%>6.6m	12.8	13.5	13.4	13.2	11.3	4.8	5											10.6	12.8	
No.days	4	4	4	4	5	5	4													

Average Hourly Variation

Mon	500	380	330	448	749	1572	4482	7444	6563	5371	5334	5509	5225	4728	5368	5249	5977	5622	4058	2721	1830	1391	1056	660
Tue	579	522	504	547	799	1483	4233	6789	6561	5198	4654	4703	4499	4380	4597	5026	6006	5798	4370	2916	1991	1398	1246	896
Wed	596	523	490	543	767	1437	4317	7444	6752	5091	4594	4703	4609	4521	4712	5253	6250	5760	4474	2936	2034	1524	1320	836
Thur	589	506	483	539	753	1450	4170	7444	6850	5265	4880	4954	4886	4841	4997	5447	6469	5996	4826	3288	2278	1743	1211	872
Fri	679	569	519	544	755	1406	3735	6832	6011	5397	5958	6334	5883	5651	5413	5439	5421	5396	5636	4752	3172	2046	1613	1122
Sat	831	599	515	502	586	861	1647	2607	3961	5302	6212	6335	5916	5785	5607	5272	5053	5049	4799	3617	2282	1677	1367	1082
Sun	713	442	332	307	344	522	1030	1683	2548	4228	5331	5909	5758	5301	5051	4925	4897	4581	3916	3218	2355	1565	1071	751

Monthly report for Siteld : 11364

Oct-23

24 Hour Flows by Day of Month

Mon	Flow	6.6m	Tue	Flow	6.6m	Wed	Flow	6.6m	Thur	Flow	6.6m	Fri	Flow	6.6m	Sat	Flow	6.6m	Sun	Flow	6.6m
													1	64277	5.8					
2	79283	14.9	3	78995	15.7	4	81707	15.2	5	812	32.5	6	88807	12.9	7	78264	6.4	8	67805	5.7
9	80251	14.4	10	79639	15.4	11	79595	15.8	12	82158	14.8	13	91852	12.8	14	72792	6.8	15	66795	5.7
16	81372	14.2	17	80624	15.4	18	81384	15.6	19	84039	14.9	20	86818	12.9	21	74187	7	22	68798	5.3
23	84026	13.7	24	81720	15.3	25	87740	14.4	26	88042	14.4	27	96335	12	28	74392	6.9	29	67569	5.6
30	83549	13.8	31	78861	15.7															

Average Flows

	Mon	Tue	Wed	Thur	Fri	Sat	Sun											ADT	AWT	
24hr	81696	79968	82607	63763	90953	74909	67049											81122	83400	
%>6.6m	14.2	15.5	15.2	14.7	12.6	6.8	5.6											13.1	14.5	
18hr	77528	75703	78162	80458	86704	71168	64682											77020	79097	
%>6.6m	13.3	13.8	13.6	13	11.1	5.2	5.2											11.6	13	
16hr	75841	73302	75962	77821	83850	68852	62828											74758	76805	
%>6.6m	13	13.6	13.3	12.9	11	5.1	5											11.5	12.9	
12hr	65699	63009	64872	65906	71186	60765	54853											64314	65767	
%>6.6m	12.8	13.4	13.1	12.8	11	4.8	4.7											11.2	12.7	
No.days	5	5	4	4	4	4	5													

Average Hourly Variation

Mon	542	390	355	466	775	1641	4386	7286	6732	5285	5187	5483	5253	5001	5147	4948	5780	5577	4021	2722	1724	1310	995	692
Tue	532	484	488	537	772	1451	4061	6861	6621	5219	4565	4539	4441	4454	4600	5144	6217	5887	4461	2918	1864	1450	1333	1068
Wed	668	520	531	538	734	1455	4099	6991	6537	5048	4820	4875	4728	4684	4874	5240	6390	6008	4679	3283	2076	1632	1299	901
Thur	637	541	479	497	730	1462	3973	6904	6451	5013	4608	5045	5021	4876	5078	5480	6331	6146	4953	3707	2473	1762	1466	1172
Fri	682	526	528	554	735	1396	3460	6101	5523	4937	5394	6020	6116	6374	6564	6099	6410	5859	5791	4272	2876	2057	1666	1188
Sat	791	585	515	513	565	772	1434	2389	3400	4509	5755	6652	6354	5828	5585	5460	5239	5157	4438	3068	2046	1540	1310	1007
Sun	733	533	369	313	377	475	962	1539	2286	3889	5131	6061	5631	5813	5534	5122	5137	4722	3988	3170	2229	1613	1038	816

Monthly report for Siteld : 11364

Nov-23

24 Hour Flows by Day of Month

Mon	Flow	6.6m	Tue	Flow	6.6m	Wed	Flow	6.6m	Thur	Flow	6.6m	Fri	Flow	6.6m	Sat	Flow	6.6m	Sun	Flow	6.6m	
							1	84292	14.9	2	82440	14.9	3	92389	12.6	4	65425	7.1	5	58428	6
6	76636	15.1	7	75279	16.5	8	66647	15.6	9	80862	15.7	10	88211	13.4	11	74308	6.6	12	58783	6.2	
13	74710	15.6	14	73574	16.3	15	79776	16.3	16	83565	15.8	17	91520	12.9	18	68606	7.3	19	57319	6.3	
20	77890	15.2	21	79799	16.3	22	79331	16.4	23	82221	16.1	24	93248	13.1	25	72709	7.3	26	62152	6.1	
27	77623	15.2	28	79539	16.4	29	79510	16.7	30	82008	16.2										

Average Flows

	Mon	Tue	Wed	Thur	Fri	Sat	Sun												ADT	AWT
24hr	76715	77048	77911	82219	91342	70262	59171												77092	82042
%>6.6m	15.3	16.4	16	15.7	13	7.1	6.1												13.1	15.2
18hr	72893	72846	73686	77941	87035	66832	56885												73295	77870
%>6.6m	14.2	14.4	14.1	13.8	11.3	5.3	5.4												11.5	13.5
16hr	71229	70778	71334	75559	84251	64479	55237												71083	75574
%>6.6m	13.9	14.2	13.9	13.6	11.2	5.2	5.2												11.3	13.3
12hr	61481	60511	60513	64213	72214	56798	47889												61152	64675
%>6.6m	13.6	13.8	13.6	13.4	11	4.9	4.8												11	13
No.days	4	4	5	5	4	4	4													

Average Hourly Variation

Mon	479	340	287	404	705	1609	4345	6929	6669	4993	4714	4587	4459	4534	4663	5017	5791	5256	3872	2479	1661	1263	957	707
Tue	518	512	463	465	757	1488	4273	7273	6823	5345	4442	3533	3639	4272	4644	4958	6045	5507	4032	2725	1847	1422	1179	890
Wed	564	499	465	506	729	1462	4157	7104	6634	5151	4387	4564	4520	3971	4743	5166	6124	5576	4390	3151	1980	1532	1348	1004
Thur	569	488	491	531	754	1446	4079	7135	6829	5254	4587	4597	4567	4556	4936	5210	6129	5691	4722	3303	2277	1687	1357	1025
Fri	650	531	475	516	717	1420	3609	6814	5950	5107	5392	6012	6250	6299	5672	6349	6588	6481	5301	3863	2739	1826	1639	1146
Sat	819	569	453	406	466	718	1407	2353	3236	4152	5465	6082	6110	5763	5349	5253	4891	4257	3890	2776	1974	1523	1309	1044
Sun	674	431	266	229	275	413	906	1422	2076	3308	4231	5096	5172	5206	4833	4568	4533	4094	3352	2807	2161	1474	897	751

Monthly report for Siteld : 11364

Dec-23

24 Hour Flows by Day of Month

Mon	Flow	6.6m	Tue	Flow	6.6m	Wed	Flow	6.6m	Thur	Flow	6.6m	Fri	Flow	6.6m	Sat	Flow	6.6m	Sun	Flow	6.6m	
													1	89684	13.4	2	61664	8.2	3	55043	6.7
4	75771	15.5	5	76472	16.9	6			7	78873	16.4	8	88014	13.6	9	61442	8	10	56926	6.3	
11	77067	15.4	12	78218	16.6	13	80972	16.2	14	80291	16.1	15	87267	13.6	16	69124	7.5	17	60210	6.1	
18	77313	15	19	74096	17.1	20	78858	16	21	77101	14.9	22	75929	11.6	23	69388	5.6	24	45276	3.7	
25	31363	1.3	26	57113	3.3	27	70663	8	28	67450	9.7	29	72592	8.7	30	64342	5.7	31	44576	3.9	

Average Flows

	Mon	Tue	Wed	Thur	Fri	Sat	Sun												ADT	AWT
24hr	65379	71475	76831	75929	82697	65192	52406												69437	74755
%>6.6m	13.6	14.2	13.6	14.4	12.3	7	5.5												11.5	13.5
18hr	62514	68025	73152	71956	78659	61719	50146												66069	71137
%>6.6m	12.6	12.4	12	12.5	10.5	5.2	4.6												9.9	11.9
16hr	60797	65587	70828	69561	75942	59464	48686												63891	68799
%>6.6m	12.4	12.3	11.8	12.4	10.4	5.1	4.4												9.8	11.7
12hr	52115	56178	60743	59646	65875	52092	42541												55218	59168
%>6.6m	12.2	12	11.4	12	10.1	4.8	4.1												9.4	11.4
No.days	4	4	3	4	5	5	5													

Average Hourly Variation

Mon	322	222	196	347	531	1247	3239	5213	4925	4066	4044	4356	4550	4239	4134	4090	4686	4450	3360	2362	1733	1349	983	735
Tue	477	419	393	402	594	1165	3280	5226	4970	4600	4539	4929	4648	4573	4634	4624	4771	4763	3901	2689	2029	1412	1301	1136
Wed	616	429	411	428	621	1174	3097	5397	5248	4597	4834	5281	5125	5156	5272	5299	5542	4935	4056	3189	2117	1682	1281	1043
Thur	625	491	450	488	680	1239	3173	5295	5336	4641	4593	5056	5112	5100	5010	5081	5347	5047	4028	2841	2185	1717	1378	1017
Fri	693	547	473	520	636	1169	2847	5196	4881	4581	5125	5759	6110	6066	6130	5955	6017	5455	4601	3176	2214	1829	1574	1143
Sat	852	600	471	381	491	678	1223	1906	2638	3687	4938	5903	5940	5689	5185	4791	4201	3844	3370	2508	2014	1626	1276	979
Sun	638	443	303	232	250	393	771	1099	1606	2575	3769	4711	4880	4922	4563	4195	3929	3488	2805	2334	1790	1250	843	618

Monthly report for Sited : 11364

Jan-24

24 Hour Flows by Day of Month

Mon	Flow	6.6m	Tue	Flow	6.6m	Wed	Flow	6.6m	Thur	Flow	6.6m	Fri	Flow	6.6m	Sat	Flow	6.6m	Sun	Flow	6.6m	
	1	40444	3.3	2	63562	11.9	3	67259	15.3	4	70254	15.4	5	73841	13.7	6	57732	7.4	7	50491	6.5
	8	70827	15.4	9	72284	16.1	10	73427	16	11	75465	15.6	12	77988	13.9	13	58221	7.2	14	53503	5.8
	15	73114	15.1	16	62464	18	17	71192	16.2	18	73770	15.4	19	76904	13.9	20	52799	7.7	21	47192	6.3
	22	71018	15.5	23	70752	16.1	24	75870	16.5	25	77086	15.3	26	82680	13.6	27	61012	7.1	28	55867	5.6
	29	71828	15.2	30	75293	15.6	31	76184	15.7												

Average Flows

	Mon	Tue	Wed	Thur	Fri	Sat	Sun		ADT	AWT
24hr	65446	68871	72786	74144	77853	57441	51763		68107	71209
%>6.6m	13.8	15.6	15.9	15.4	13.8	7.3	6		13.7	15
18hr	62218	65373	69082	70397	74127	54526	49864		64758	67654
%>6.6m	12.8	13.9	14.1	13.6	12	5.4	5.3		12.2	13.4
16hr	60576	63803	66986	68622	72068	52796	48530		62973	65837
%>6.6m	12.6	13.6	13.9	13.4	11.9	5.3	5		12	13.2
12hr	52305	55053	57520	58812	62761	46669	42222		54442	56757
%>6.6m	12.4	13.4	13.7	13.2	11.6	5	4.7		11.7	12.9
No.days	5	5	5	4	4	4	4			

Average Hourly Variation

Mon	395	374	280	326	564	1290	3579	5761	5355	4232	3755	4110	3989	4071	4002	4204	4835	4688	3304	2144	1443	1106	902	741
Tue	455	410	369	390	613	1261	3818	6511	5983	4383	3947	3994	3881	3753	4145	4412	4383	5041	3521	2230	1546	1158	965	605
Wed	476	417	402	444	642	1322	3840	6733	6307	4627	4065	3957	4040	4036	4290	4645	5702	5316	3801	2635	1708	1284	1166	930
Thur	524	440	398	438	659	1288	3770	6660	6415	4731	4003	4270	4192	4179	4402	4864	5702	5344	4050	2815	1854	1371	1088	688
Fri	555	467	411	449	615	1230	3341	6068	5616	4578	4511	4969	5016	5448	5637	5740	6030	5015	4135	2743	1838	1386	1191	868
Sat	644	472	384	367	432	617	1243	2028	2729	3484	4623	5403	5372	4877	4319	3870	3642	3381	2942	2105	1533	1247	1078	652
Sun	642	340	254	216	239	368	864	1282	1815	2762	3848	4731	4576	4649	4169	4027	3889	3507	2969	2426	1847	1171	806	529

Monthly report for Sited : 11364

Feb-24

24 Hour Flows by Day of Month

Mon	Flow	6.6m	Tue	Flow	6.6m	Wed	Flow	6.6m	Thur	Flow	6.6m	Fri	Flow	6.6m	Sat	Flow	6.6m	Sun	Flow	6.6m				
							1	77292	15.8	2	81716	13.4	3	61758	7.1	4	56048	5.8						
	5	74833	14.9	6	70801	16.4	7	77475	15.9	8	72070	16.6	9	84443	13.7	10	66598	7	11	57448	5.7			
	12	80044	14	13	78937	15.4	14	73725	15.5	15	82330	14.6	16	88847	12.7	17	65387	7.1	18	61244	5.7			
	19	80129	14.2	20	78191	15.5	21		22	80547	15.3	23	87838	13	24	66892	6.9	25						
	26	76798	14.9	27	77359	16.1	28	68010	15.7	29	80704	15.2												

Average Flows

	Mon	Tue	Wed	Thur	Fri	Sat	Sun		ADT	AWT
24hr	77951	76322	73070	78589	85711	65159	58247		75380	79753
%>6.6m	14.5	15.8	15.7	15.5	13.2	7	5.7		12.9	14.7
18hr	74211	72341	68980	74576	81862	62061	56028		71761	75845
%>6.6m	13.5	14	13.7	13.6	11.5	5.3	5.1		11.4	13.1
16hr	72514	70068	66752	72577	79474	59726	54303		69662	73758
%>6.6m	13.3	13.9	13.6	13.4	11.4	5.2	4.9		11.2	12.9
12hr	62691	60036	56693	62267	68825	52932	47555		60356	63556
%>6.6m	13	13.6	13.2	13.3	11.3	4.9	4.6		11	12.7
No.days	4	4	4	5	4	4	3			

Average Hourly Variation

Mon	506	345	275	379	658	1578	4477	7159	6658	5191	4894	5017	4721	4461	4618	4995	5938	5380	3659	2432	1632	1283	978	720
Tue	521	471	401	472	684	1433	4255	7012	6663	5069	4260	4368	4378	4051	4302	4974	5862	4953	4148	2661	1773	1344	1303	970
Wed	599	460	442	471	717	1401	3964	6430	5762	4810	3481	4122	3226	4399	4657	5167	6073	5703	4238	2935	1743	1417	1318	910
Thur	562	445	417	468	690	1430	4010	7144	6506	4937	4456	4359	4568	4579	4669	5133	6055	5578	4284	2794	2028	1479	1137	861
Fri	554	461	431	468	642	1294	3434	6415	5635	4773	5103	5607	5768	6032	5988	6188	6483	5934	4901	3399	2202	1615	1296	1091
Sat	701	531	426	376	442	623	1305	2133	3076	4236	5297	6191	5965	5613	4897	4261	4042	3859	3364	2325	1734	1429	1258	1077
Sun	644	415	295	234	245	384	894	1303	1897	3161	4407	4835	5532	5458	4933	4449	4526	3826	3228	2563	1878	1413	972	753

Monthly report for Siteld : 11364

Mar-24

24 Hour Flows by Day of Month

Mon	Flow	6.6m	Tue	Flow	6.6m	Wed	Flow	6.6m	Thur	Flow	6.6m	Fri	Flow	6.6m	Sat	Flow	6.6m	Sun	Flow	6.6m	
													1	88733	12.9	2	63970	7.2	3	61443	5.8
	4	77472	14.9	5	78718	15.9	6	80970	15.5	7	82399	15.3	8	90756	13.1	9	69841	6.9	10	61951	5.5
	11	78312	15	12	76000	16.2	13	78185	16.3	14	80533	15.6	15	89766	13.1	16	66198	7	17	58487	6.1
	18	79728	14.8	19	78176	15.8	20	77814	16.3	21	82866	15.5	22	91156	13.3	23	68201	7.4	24	64894	5.9
	25	79640	14.8	26	80467	16.1	27	84954	15.8	28	98320	14	29	76768	8.9	30	70444	5.3	31	61674	4.4

Average Flows

	Mon	Tue	Wed	Thur	Fri	Sat	Sun											ADT	AWT		
24hr	78788	78340	80481	86030	87436	67731	61690											77239	82463		
%>6.6m	14.9	16	16	15	12.4	6.7	5.5											12.6	14.7		
18hr	75011	74317	76392	81903	83391	64664	59468											73625	78450		
%>6.6m	13.8	14.2	14.2	13.3	10.7	5.2	4.9											11.1	13.1		
16hr	73405	72432	74365	79274	80908	62558	57776											71556	76307		
%>6.6m	13.6	14	14	13.2	10.6	5.1	4.7											10.9	12.9		
12hr	63718	62402	63740	67204	70315	55654	50262											61987	65706		
%>6.6m	13.3	13.7	13.8	13.2	10.5	4.8	4.3											10.6	12.7		
No.days	4	4	4	4	5	5	5														

Average Hourly Variation

Mon	456	323	270	390	696	1643	4599	7358	6668	5214	4822	5017	4904	4776	4846	4943	6004	5588	3579	2340	1563	1186	941	666
Tue	476	450	422	475	695	1508	4477	7431	6795	5121	4462	4443	4326	4306	4512	4986	6160	5834	4026	2506	1694	1354	1119	765
Wed	545	454	422	446	708	1515	4389	7400	6616	5178	4657	4583	4430	4464	4816	5349	6045	5973	4231	2818	1958	1461	1136	890
Thur	564	448	443	489	720	1462	4299	7411	6741	5260	4999	4951	5052	4835	5248	5586	6365	5958	4799	3479	2460	1831	1505	1125
Fri	662	497	431	502	640	1314	3395	5939	5789	5314	5579	6056	6034	6051	6408	6341	6285	5660	4858	3308	2198	1691	1398	1085
Sat	681	509	404	368	428	677	1409	2335	3436	4756	5894	6345	6228	5729	5047	4436	4100	4029	3320	2282	1841	1372	1126	980
Sun	628	371	268	248	290	491	1018	1676	2091	3545	5110	5988	5994	5493	4726	4296	4199	3778	3365	2989	2131	1377	939	753

Month	24hr	24hr	24hr	24hr	18hr	18hr	18hr	18hr	16hr	16hr	16hr	16hr	12hr	12hr	12hr	12hr
	ADT	%>6.6m	AWT	%>6.6m	ADT	%>6.6m	AWT	%>6.6m	ADT	%>6.6m	AWT	%>6.6m	ADT	%>6.6m	AWT	%>6.6m
Sep-23	80657	12.4	84062	14.6	76630	10.9	79743	13	74444	10.8	77550	12.9	63767	10.6	66048	12.8
Oct-23	81122	13.1	83400	14.5	77020	11.6	79097	13	74758	11.5	76805	12.9	64314	11.2	65767	12.7
Nov-23	77092	13.1	82042	15.2	73295	11.5	77870	13.5	71083	11.3	75574	13.3	61152	11	64675	13
Dec-23	69437	11.5	74755	13.5	66069	9.9	71137	11.9	63891	9.8	68799	11.7	55218	9.4	59168	11.4
Jan-24	68107	13.7	71209	15	64758	12.2	67654	13.4	62973	12	65837	13.2	54442	11.7	56757	12.9
Feb-24	75380	12.9	79753	14.7	71761	11.4	75845	13.1	69662	11.2	73758	12.9	60356	11	63556	12.7
Mar-24	77239	12.6	82463	14.7	73625	11.1	78450	13.1	71556	10.9	76307	12.9	61987	10.6	65706	12.7
Average	75576	12.8	79669	14.6	71880	11.2	75685	13.0	69767	11.1	73519	12.8	60177	10.8	63096.7	12.6

**M6/7476B** Monthly report for Sited : 13151

Sep-23

24 Hour Flows by Day of Month

Mon	Flow	6.6m	Tue	Flow	6.6m	Wed	Flow	6.6m	Thur	Flow	6.6m	Fri	Flow	6.6m	Sat	Flow	6.6m	Sun	Flow	6.6m	
							1	102612	13.9				2	84875	7.5				3	87634	6.5
4	91217	15.8	5	83975	17.9	6	84388	17.7	7	86666	17.4	8	91909	15.4	9	82016	7.6	10	82627	7.2	
11	83720	17.1	12	80761	18.7	13	84656	17.8	14	85286	18.1	15	92557	15.6	16	77783	7.8	17	79336	7.1	
18	82228	17.6	19	77932	19	20	79957	18.8	21	84160	18.1	22	88676	15.8	23	72363	8.1	24	71782	7.1	
25	83017	16.9	26	81483	18.3	27	79844	18.3	28	83687	17.6	29	87440	15.9	30	77304	7.7				

Average Flows

	Mon	Tue	Wed	Thur	Fri	Sat	Sun												ADT	AWT
24hr	85046	81038	82211	84950	92639	78868	80345												83730	85532
%>6.6m	16.8	18.5	18.1	17.8	15.3	7.7	7												14.4	17.1
18hr	80818	77006	78270	81078	88600	75369	77070												79894	81509
%>6.6m	16.2	17.5	17.2	16.8	14.3	6.9	6.7												13.5	16.3
16hr	78859	74761	76240	78841	84948	69665	74740												76894	79026
%>6.6m	15.9	17.2	16.9	16.6	14.3	7.1	6.5												13.4	16
12hr	67975	64071	65315	67382	73027	58118	64014												65692	67815
%>6.6m	15.7	17	16.8	16.5	14.2	7.1	6.4												13.4	15.9
No.days	4	4	4	4	5	5	4													

Average Hourly Variation

Mon	492	326	383	481	798	1747	3847	5726	5376	5025	5459	5505	5141	5277	5734	6550	7301	6543	4339	3045	2224	1768	1254	705
Tue	455	376	426	456	698	1621	3812	5695	5349	4493	4319	4371	4568	4794	5448	6386	7409	6428	4811	2974	2147	1757	1527	718
Wed	428	414	421	443	622	1613	3772	5663	5391	4592	4326	4541	4693	4937	5520	6547	7655	6956	4495	3072	2252	1830	1327	703
Thur	431	392	422	467	649	1511	3674	5627	5407	4784	4655	4796	4897	5207	5838	6814	7928	6897	4533	3174	2564	2048	1435	803
Fri	477	443	480	489	643	1506	3253	5025	4933	5101	6208	6437	6458	6605	6959	7189	6930	6257	4926	3668	2725	2275	2091	1561
Sat	912	487	444	404	475	777	1267	2052	2894	4030	5238	5897	5920	5630	5176	5143	5324	5864	4951	3855	3212	3213	3247	2457
Sun	1125	509	388	381	363	510	759	1436	2204	3874	5871	6749	6733	6709	6416	6297	6447	6063	5217	4505	3156	2306	1523	807

Monthly report for Sited : 13151

Oct-23

24 Hour Flows by Day of Month

Mon	Flow	6.6m	Tue	Flow	6.6m	Wed	Flow	6.6m	Thur	Flow	6.6m	Fri	Flow	6.6m	Sat	Flow	6.6m	Sun	Flow	6.6m	
																			1	77450	6.5
2	81906	17.3	3	81672	18.3	4	83562	17.8	5	409	36.2	6	87332	15.5	7	77017	7.5	8	82407	6.4	
9	83638	16.8	10	81185	18.2	11	80373	18.3	12	84354	17.5	13	87759	16	14	72578	7.7	15	79954	6.3	
16	83295	16.6	17	81878	17.9	18	81827	18.4	19	83432	17.9	20	82846	15.8	21	66605	8.2	22	74068	6.2	
23	86311	16.1	24	82253	17.8	25	88120	16.9	26	86378	16.8	27	94600	14.5	28	72905	8	29	78391	6.6	
30	82880	16.7	31	80480	17.8																

Average Flows

	Mon	Tue	Wed	Thur	Fri	Sat	Sun													ADT	AWT
24hr	83606	81494	83471	63643	88134	72276	78454													82544	83937
%>6.6m	16.7	18	17.8	17.4	15.4	7.8	6.4													15.3	17.1
18hr	79554	77693	79678	80915	84447	69140	76011													78837	80073
%>6.6m	16.1	17	16.9	16.4	14.4	6.9	6.1													14.4	16.3
16hr	77750	75434	77373	78609	81049	65238	73881													76288	77716
%>6.6m	15.8	16.8	16.6	16.2	14.5	7	5.9													14.3	16
12hr	67268	64975	66316	67222	69483	54568	63329													65372	66812
%>6.6m	15.6	16.7	16.6	16.1	14.5	7	5.9													14.2	16
No.days	5	5	4	4	4	4	5														

Average Hourly Variation

Mon	433	306	346	417	746	1805	3831	5593	5319	4783	5491	5519	5263	5293	5706	6411	7096	6528	4266	2951	2157	1543	1183	621
Tue	411	352	366	393	641	1637	3810	5572	5312	4551	4387	4568	4709	4896	5596	6519	7684	6879	4301	2875	2112	1662	1489	770
Wed	450	374	367	370	622	1610	3807	5572	5377	4681	4568	4745	4814	5124	5611	6755	7785	6877	4408	3080	2268	1903	1527	779
Thur	470	402	374	395	611	1534	3649	5280	5291	4658	4678	4953	5077	5227	5872	6857	7527	7169	4635	3341	2521	1875	1468	838
Fri	471	428	408	409	610	1479	2967	4452	4503	4935	5800	6116	6122	6527	6835	6956	7019	5928	4290	3540	2701	2358	2150	1249
Sat	686	481	413	373	437	747	1186	1934	2788	3740	5090	5716	5725	5499	5127	5083	4970	4907	3989	3445	3099	2940	2505	1398
Sun	849	472	356	327	362	508	761	1393	1997	3428	5744	6661	6545	6665	6291	6867	6534	6139	5065	4130	3312	2350	1388	742

Monthly report for Siteld : 13151

Nov-23

24 Hour Flows by Day of Month

Mon	Flow	6.6m	Tue	Flow	6.6m	Wed	Flow	6.6m	Thur	Flow	6.6m	Fri	Flow	6.6m	Sat	Flow	6.6m	Sun	Flow	6.6m										
							1	84763	17.7				2	81331	17.5				3	88808	15.2	4	66414	8.2	5	73713	6.5			
	6	78644	17.3				7	76445	18.5				8	66950	17.9				9	80933	17.9	10	84567	15.8	11	72093	7.5	12	70743	6.6
	13	77554	17.7				14	70879	19.7				15	80809	18.7				16	81830	18.2	17	84997	16	18	65011	8.4	19	67905	6.8
	20	80517	17.7				21	80661	18.6				22	80332	19				23	80782	18.9	24	86115	16.3	25	68066	8.3	26	74618	6.6
	27	80171	17.1				28	80231	18.3				29	80516	18.7				30	81697	18.6									

Average Flows

	Mon	Tue	Wed	Thur	Fri	Sat	Sun	ADT	AWT	
24hr	79222	77054	78674	81315	86122	67896	71745		78224	81585
%>6.6m	17.4	18.8	18.4	18.2	15.8	8.1	6.6		15	17.7
18hr	75255	73307	74916	77486	82231	65051	69262		74716	77740
%>6.6m	16.8	17.6	17.2	17.1	14.7	7	6.2		14	16.6
16hr	73643	71378	72994	75418	79623	62011	67653		72600	75708
%>6.6m	16.4	17.3	16.8	16.8	14.5	7	5.9		13.8	16.3
12hr	64043	61310	62541	64909	68683	52287	59026		62580	65349
%>6.6m	16	17	16.6	16.6	14.4	7	5.8		13.6	16.1
No.days	4	4	5	5	4	4	4			

Average Hourly Variation

Mon	366	282	289	376	800	1855	3929	5615	5385	4889	5231	5204	5004	5060	4997	5960	7008	5968	3724	2536	1786	1349	1063	549
Tue	386	351	341	363	641	1665	3949	5678	5549	4908	4219	3727	3777	4710	5393	6192	6642	5933	4583	2673	1934	1513	1252	677
Wed	423	366	329	372	634	1634	3863	5660	5489	4734	4195	4506	4790	4463	5510	6604	7375	6676	4398	2846	2072	1672	1258	663
Thur	420	375	381	384	642	1626	3805	5549	5420	4681	4476	4624	4848	5109	5714	6455	6942	6480	4611	2688	2293	1723	1264	804
Fri	468	389	396	429	639	1570	3246	4833	4825	4818	5426	5633	5836	6347	6493	6902	7034	6111	4426	3273	2456	1965	1624	984
Sat	595	408	376	334	407	725	1183	1881	2728	3741	4767	5225	5300	5197	4688	4855	4993	4892	4023	3345	2841	2356	1857	1184
Sun	651	397	299	309	319	508	728	1292	1873	3384	5350	6406	6248	6643	6251	6424	6039	5056	4064	3519	2589	1791	1012	598

Monthly report for Siteld : 13151

Dec-23

24 Hour Flows by Day of Month

Mon	Flow	6.6m	Tue	Flow	6.6m	Wed	Flow	6.6m	Thur	Flow	6.6m	Fri	Flow	6.6m	Sat	Flow	6.6m	Sun	Flow	6.6m										
													1	83310	16.3	2	59805	9	3	64376	7.1									
	4	77251	17.7				5	75893	19.3				7	73883	19.4				8	83461	16	9	59169	9	10	63897	6.9			
	11	78519	17.6				12	80579	18.5				13	81799	18.4				14	81507	18.1	15	82144	16.3	16	65286	8.5	17	65341	7
	18	76142	18				19	57420	22.3				20	78469	18.3				21	74741	17.4	22	70333	14.4	23	60499	7.3	24	42294	4.9
	25	30869	2				26	57328	3.7				27	69111	9.5				28	67366	10.7	29	70648	10	30	62324	6.7	31	43770	5

Average Flows

	Mon	Tue	Wed	Thur	Fri	Sat	Sun	ADT	AWT	
24hr	65695	67805	76460	74374	77979	61417	55936		67918	72539
%>6.6m	15.9	16.4	15.7	16.6	14.7	8.1	6.4		13.3	15.8
18hr	62765	64633	73163	70895	74457	58477	53659		64854	69247
%>6.6m	15.3	15.3	14.7	15.4	13.6	6.9	5.8		12.4	14.8
16hr	61226	62802	71171	68919	71638	56326	52261		62881	67174
%>6.6m	15	15	14.4	15.1	13.4	6.8	5.6		12.1	14.5
12hr	52960	53430	62126	59797	62165	49445	45974		54635	58098
%>6.6m	14.7	14.7	13.9	14.8	13.1	6.5	5.3		11.8	14.2
No.days	4	4	3	4	5	5	5			

Average Hourly Variation

Mon	278	184	204	309	574	1381	2869	4087	3992	3884	4340	4671	4651	4583	4265	4885	5522	4822	3261	2319	1744	1334	974	566
Tue	381	329	299	328	532	1305	2953	3864	3469	3598	3794	4214	4292	4804	5265	5726	5821	4088	4496	2876	1980	1563	1184	647
Wed	395	324	331	373	567	1306	2775	4184	4403	4384	4787	5406	5542	5652	5839	6243	6336	5632	3717	2677	2004	1589	1267	725
Thur	456	351	380	376	571	1347	2877	4074	4182	4304	4687	5045	5037	5114	5771	6199	5950	5626	3810	2741	1991	1512	1235	741
Fri	480	372	381	420	576	1294	2626	3903	4056	4370	5268	5585	5820	6035	6209	6053	6166	4845	3854	2974	2153	1719	1814	1005
Sat	630	444	402	343	414	706	1047	1625	2439	3552	4815	5527	5388	5160	4777	4703	4303	3993	3164	2415	1911	1509	1263	888
Sun	620	363	300	276	283	434	623	1012	1479	2611	4223	5284	5281	5152	4951	4889	4423	3766	2902	2520	1850	1294	853	546

Monthly report for Siteld : 13151

Jan-24

24 Hour Flows by Day of Month

Mon	Flow	6.6m	Tue	Flow	6.6m	Wed	Flow	6.6m	Thur	Flow	6.6m	Fri	Flow	6.6m	Sat	Flow	6.6m	Sun	Flow	6.6m					
	1	57912	3.9		2	74099	12.5		3	69399	16.8		4	70735	17.3		5	72893	16	6	58448	7.7	7	57235	6.7
	8	70778	17.6		9	73450	18.4		10	74557	18		11	75254	17.9		12	74936	16.5	13	56540	8.4	14	59619	6.4
	15	74386	17.4		16	63586	20.1		17	72169	18.3		18	73428	17.8		19	72679	16.4	20	51133	8.6	21	53107	7
	22	71763	17.3		23	69437	19.3		24	76207	18.6		25	76350	18.1		26	78690	16.2	27	58378	8.3	28	62316	6.5
	29	73390	17.7		30	76517	18		31	76285	18.2														

Average Flows

	Mon	Tue	Wed	Thur	Fri	Sat	Sun													ADT	AWT				
24hr	69646	71418	73723	73942	74800	56125	58069													69841	72556				
%>6.6m	15.3	17.6	18	17.8	16.3	8.2	6.6													15.5	17				
18hr	66249	68160	70346	70547	71520	53603	56233													66706	69209				
%>6.6m	14.7	16.6	17	16.8	15.2	7	6.2													14.6	16.1				
16hr	64888	66648	68669	68998	69806	52063	54973													65170	67658				
%>6.6m	14.4	16.2	16.6	16.4	15	6.9	5.9													14.3	15.8				
12hr	56509	57883	59576	59832	60826	45885	48630													56771	58801				
%>6.6m	14	15.9	16.3	16.1	14.7	6.6	5.6													13.9	15.4				
No.days	5	5	5	4	4	4	4																		

Average Hourly Variation

Mon	398	341	266	330	604	1456	3125	4498	4327	3678	3968	4503	4530	4488	4715	5970	6630	5661	3540	2407	1662	1185	877	484
Tue	352	284	277	309	556	1480	3550	5126	4894	4168	3976	4206	4372	4503	4971	5803	6589	5685	3589	2315	1601	1300	1005	506
Wed	372	297	288	340	569	1512	3536	5194	5131	4311	3971	4088	4382	4646	5136	5894	6707	6092	4024	2507	1689	1361	992	685
Thur	385	307	309	336	586	1473	3452	5172	5133	4225	3913	4060	4326	4661	5161	6180	7073	6091	3838	2566	1768	1382	1005	544
Fri	374	324	329	353	566	1336	3004	4579	4460	4051	4461	4753	5120	5600	6112	6558	6502	5045	3587	2687	1882	1409	1059	655
Sat	462	361	315	319	381	684	1031	1589	2263	2981	3810	4407	4523	4483	4442	4773	4787	4507	3322	2339	1569	1240	1008	532
Sun	467	280	234	266	257	449	655	1047	1477	2627	4117	5117	4996	5423	5375	5506	5447	4285	3215	2711	1788	1190	777	483

Monthly report for Siteld : 13151

Feb-24

24 Hour Flows by Day of Month

Mon	Flow	6.6m	Tue	Flow	6.6m	Wed	Flow	6.6m	Thur	Flow	6.6m	Fri	Flow	6.6m	Sat	Flow	6.6m	Sun	Flow	6.6m					
	5	75854	17.5		6	72116	18.7		7	77956	17.8		8	77884	16.3		9	79378	16.2	10	61053	8.4	11	62231	6.6
	12	79866	16.5		13	79420	17.3		14	79522	17.9		15	81800	17.2		16	85153	15.2	17	63891	7.9	18	69883	6.6
	19	81875	16.8		20	79189	18.2		21				22	80126	17.3		23	83235	15.5	24	65999	7.6	25		
	26	78439	16.8		27	75989	18.4		28	69017	17.3		29	80718	17.8										

Average Flows

	Mon	Tue	Wed	Thur	Fri	Sat	Sun													ADT	AWT				
24hr	79009	76679	75498	78404	81413	62698	64832													75256	79284				
%>6.6m	16.9	18.2	17.7	17.8	15.8	8	6.6													15	17.1				
18hr	75219	73170	71986	74837	77908	59998	62634													71945	75694				
%>6.6m	16.2	17.2	16.6	16.7	14.7	6.9	6.2													14.1	16.2				
16hr	73734	71497	70156	73085	75959	57995	61232													70175	73933				
%>6.6m	15.9	16.8	16.3	16.4	14.5	6.8	5.9													13.8	15.9				
12hr	64245	61572	60496	63217	66177	51271	54218													61148	64142				
%>6.6m	15.6	16.6	15.9	16.2	14.3	6.5	5.7													13.5	15.6				
No.days	4	4	4	5	4	4	3																		

Average Hourly Variation

Mon	373	252	272	372	733	1788	3837	5552	5295	4638	4876	4846	4810	5063	5526	6397	7361	6082	3800	2605	1766	1283	967	518
Tue	353	306	306	337	613	1594	3917	5654	5457	4510	4101	4457	4584	4829	5396	6400	7387	4914	3884	2839	1835	1333	1092	582
Wed	377	293	290	360	609	1583	3759	5526	5325	4500	3578	3912	3572	4927	5531	6639	7765	6510	4016	2653	1821	1427	1219	612
Thur	414	326	321	355	622	1528	3663	5433	5211	4513	4188	4412	4695	5019	5512	6471	7431	6280	4051	2775	1919	1511	1110	641
Fri	426	337	345	396	599	1402	3139	4735	4597	4485	4952	5448	5798	6146	6688	6963	6923	5558	3885	2953	2142	1549	1187	762
Sat	531	399	348	320	416	686	1126	1717	2495	3516	4581	5118	5169	5024	4838	5107	4982	5051	3674	2484	1776	1339	1157	847
Sun	517	345	262	293	296	484	701	1154	1660	3029	4700	5355	5770	5783	5824	6097	6071	4912	3863	2770	2160	1382	870	532



Monthly report for Siteld : 13151

Mar-24

24 Hour Flows by Day of Month

Mon	Flow	6.6m	Tue	Flow	6.6m	Wed	Flow	6.6m	Thur	Flow	6.6m	Fri	Flow	6.6m	Sat	Flow	6.6m	Sun	Flow	6.6m	
													1	81589	15.7	2	61145	8.1	3	71746	6.3
	4	79668	17.1	5	79531	18.1	6	81418	17.8	7	82693	17.6	8	85554	15.6	9	67122	7.8	10	72885	6
	11	79543	17	12	77177	18.6	13	77814	19	14	79535	18.3	15	82584	16.5	16	63120	8.2	17	69043	7
	18	80897	17.3	19	79911	18.4	20	77125	19	21	81249	18.1	22	86212	16.1	23	63503	8.4	24	73694	6.7
	25	80339	17.3	26	80783	18.7	27	83177	18.3	28	88017	17	29	68599	9.9	30	68979	6.7	31	69740	5.2

Average Flows

	Mon	Tue	Wed	Thur	Fri	Sat	Sun	ADT	AWT
24hr	80112	79351	79884	82874	80908	64774	71422	76822	80639
%>6.6m	17.2	18.4	18.5	17.7	14.9	7.8	6.3	14.6	17.2
18hr	76275	75715	76199	79183	77279	61994	69137	73471	76947
%>6.6m	16.6	17.4	17.5	16.8	13.9	6.8	5.8	13.7	16.3
16hr	74794	74128	74522	77321	75171	59934	67509	71696	75186
%>6.6m	16.2	17.1	17.2	16.5	13.7	6.7	5.6	13.4	16
12hr	65158	64214	64461	66927	65579	52549	58831	62444	65282
%>6.6m	15.8	16.9	17	16.3	13.4	6.4	5.5	13.1	15.8
No.days	4	4	4	4	5	5	5		

Average Hourly Variation

Mon	355	259	269	367	757	1831	3970	5785	5496	4843	4994	5003	4965	5053	5557	6247	7396	6109	3711	2522	1843	1301	947	534
Tue	366	304	325	342	617	1682	4061	5876	5633	4641	4177	4235	4462	4770	5424	6573	7669	6691	4064	2659	1848	1347	1026	561
Wed	392	311	320	338	640	1683	3952	5763	5507	4363	4516	4457	4740	4963	5562	6619	7103	6792	4079	2732	1937	1440	1066	611
Thur	393	321	338	377	614	1648	3776	5657	5526	4750	4555	4616	5009	5303	6025	6886	7641	6608	4353	2969	2075	1574	1176	687
Fri	508	377	369	386	601	1389	2919	4422	4459	4636	5331	5528	5709	6083	6518	6770	6651	5570	3902	2997	2136	1539	1285	823
Sat	587	388	332	340	403	731	1137	1803	2628	3658	4708	5112	5086	5088	4956	5065	5249	5281	3916	2852	1922	1475	1212	847
Sun	534	341	298	300	343	536	833	1376	1787	3100	5096	6062	6239	6267	6193	6352	6231	5625	4504	3662	2513	1670	1022	605

Month	24hr ADT	24hr %>6.6m	24hr AWT	24hr %>6.6m	18hr ADT	18hr %>6.6m	18hr AWT	18hr %>6.6m	16hr ADT	16hr %>6.6m	16hr AWT	16hr %>6.6m	12hr ADT	12hr %>6.6m	12hr AWT	12hr %>6.6m
Sep-23	83730	14.4	85532	17.1	79894	13.5	81509	16.3	76894	13.4	79026	16	65692	13.4	67815	15.9
Oct-23	82544	15.3	83937	17.1	78837	14.4	80073	16.3	76288	14.3	77716	16	65372	14.2	66812	16
Nov-23	78224	15	81585	17.7	74716	14	77740	16.6	72600	13.8	75708	16.3	62580	13.6	65349	16.1
Dec-23	67918	13.3	72539	15.8	64854	12.4	69247	14.8	62881	12.1	67174	14.5	54635	11.8	58098	14.2
Jan-24	69841	15.5	72556	17	66706	14.6	69209	16.1	65170	14.3	67658	15.8	56771	13.9	58801	15.4
Feb-24	75256	15	79284	17.1	71945	14.1	75694	16.2	70175	13.8	73933	15.9	61148	13.5	64142	15.6
Mar-24	76822	14.6	80639	17.2	73471	13.7	76947	16.3	71696	13.4	75186	16	62444	13.1	65282	15.8
Average	76334	14.7	79439	17.0	72918	13.8	75774	16.1	70815	13.6	73772	15.8	61235	13.4	63757.0	15.6

**M61/2347A** Monthly report for SiteId : 161

Sep-23

24 Hour Flows by Day of Month

Mon	Flow	6.6m	Tue	Flow	6.6m	Wed	Flow	6.6m	Thur	Flow	6.6m	Fri	Flow	6.6m	Sat	Flow	6.6m	Sun	Flow	6.6m	
													1			2			3		
	4			5			6			7	26716	11.9	8	37203	13.2	9	35940	5.1	10	32217	5.1
	11	36935	14.6	12	35659	14.9	13	39071	14.7	14	39177	14.5	15	39541	13.3	16	39715	5	17	30678	4.9
	18	36347	14.9	19	35231	15.2	20	37050	15.1	21	38573	14.5	22	40304	12.8	23	35866	5.6	24	29079	5.2
	25	38244	14.1	26	38087	14	27	36794	14.6	28	38351	14.2	29	41382	12.6	30	39545	5			

Average Flows

	Mon	Tue	Wed	Thur	Fri	Sat	Sun													ADT	AWT
24hr	37175	36326	37638	35704	39608	37767	30658													37217	37997
%>6.6m	14.5	14.7	14.8	13.9	13	5.2	5.1													11.9	14.2
18hr	35352	34514	35871	34411	37793	36134	29283													35494	36207
%>6.6m	13.9	13.7	13.9	13.1	12	4.4	4.8													11	13.3
16hr	34550	33192	34844	33468	36557	34693	28433													34366	35127
%>6.6m	13.9	13.9	13.8	13.1	12.1	4.5	4.7													11.1	13.3
12hr	29472	28005	29559	28508	30245	29835	24714													29124	29601
%>6.6m	13.9	13.9	14	13.3	12.6	4.4	4.4													11.2	13.5
No.days	4	4	4	4	5	5	4														

Average Hourly Variation

Mon	229	164	135	199	356	740	2256	3401	2754	2436	2289	2325	2119	2122	2214	2348	2808	2711	1946	1317	873	631	491	311
Tue	255	179	186	212	328	651	2189	3028	2786	2303	2115	1967	1929	1952	1997	2327	2825	2757	2019	1388	945	665	738	584
Wed	256	193	174	211	326	608	2211	3514	2944	2400	2240	2010	2043	2017	2090	2424	2996	2751	2130	1385	952	738	655	372
Thur	232	189	170	195	326	612	2115	3507	2993	2472	2167	2300	2145	2150	2255	2538	3053	2928	2244	1561	1051	761	570	374
Fri	273	219	173	202	329	619	1878	3325	2757	2480	2646	2749	2525	2410	2300	2318	2199	2229	2308	2139	1416	881	693	543
Sat	366	234	195	205	251	383	783	1173	1940	2553	2847	2927	2716	2637	2532	2514	2596	2721	2681	2006	1212	858	778	663
Sun	389	220	158	163	173	272	511	853	1225	1995	2469	2680	2647	2470	2147	2175	2202	2047	1804	1489	1044	675	473	377

Monthly report for SiteId : 161

Oct-23

24 Hour Flows by Day of Month

Mon	Flow	6.6m	Tue	Flow	6.6m	Wed	Flow	6.6m	Thur	Flow	6.6m	Fri	Flow	6.6m	Sat	Flow	6.6m	Sun	Flow	6.6m	
																			1	30772	4.8
	2	36272	14.6	3	35880	14.5	4	38107	13.8	5	290	26.6	6	40531	12.6	7	39573	5.4	8	33594	4.7
	9	37281	14.3	10	37875	14.5	11	37346	14.8	12	39239	14.2	13	42213	12.6	14	36075	5.7	15	31414	4.9
	16	37996	13.9	17	38333	14.3	18	38950	14.6	19	40419	14.2	20	38230	12.8	21	35676	5.8	22	33121	4.6
	23	39522	13	24	40985	14	25	43195	13.4	26	42057	13.7	27	42605	11.7	28	36457	5.8	29	32722	4.7
	30	39193	13.9	31	37212	15.2															

Average Flows

	Mon	Tue	Wed	Thur	Fri	Sat	Sun													ADT	AWT
24hr	38053	38057	39400	30501	40895	36945	32325													38401	39146
%>6.6m	13.9	14.5	14.1	14.1	12.4	5.6	4.7													12.3	13.9
18hr	36186	36297	37536	38934	39138	35340	31062													36654	37345
%>6.6m	13.4	13.5	13.1	13.1	11.5	4.9	4.5													11.5	13
16hr	35384	34913	36697	37681	37808	34013	30163													35545	36250
%>6.6m	13.3	13.6	13.1	13.1	11.6	4.9	4.4													11.5	13.1
12hr	30351	29861	31220	32027	31948	29670	26284													30440	30907
%>6.6m	13.3	13.8	13.3	13.3	11.8	4.8	4.2													11.5	13.1
No.days	5	5	4	4	4	4	5														

Average Hourly Variation

Mon	236	153	145	211	379	743	2214	3358	2990	2476	2471	2497	2275	2266	2299	2336	2733	2748	1901	1350	834	634	468	335
Tue	220	175	183	211	333	637	2026	3222	2961	2500	2227	2177	2043	2089	2142	2464	3048	2921	2065	1458	888	680	737	647
Wed	334	197	195	211	301	626	2098	3298	2994	2447	2394	2353	2267	2212	2277	2606	3148	3041	2185	1617	1018	745	509	330
Thur	208	172	179	185	306	614	2058	3279	2990	2451	2386	2489	2348	2319	2487	2744	3158	3089	2286	1698	1106	792	697	557
Fri	318	198	195	220	314	591	1772	2932	2500	2319	2539	2747	2738	2799	2895	2886	2785	2333	2475	1957	1264	867	760	570
Sat	356	237	210	216	243	344	675	1180	1641	2160	2772	3178	2974	2810	2627	2597	2545	2761	2428	1687	1113	868	730	597
Sun	419	285	186	158	211	239	501	816	1151	1981	2545	2953	2545	2776	2557	2380	2345	2224	2013	1569	1066	742	482	417

Monthly report for Sited : 161

Nov-23

24 Hour Flows by Day of Month

Mon	Flow	6.6m	Tue	Flow	6.6m	Wed	Flow	6.6m	Thur	Flow	6.6m	Fri	Flow	6.6m	Sat	Flow	6.6m	Sun	Flow	6.6m	
							1	40115	14.1	2	40615	14.4	3	41781	12.5	4	30897	6.2	5	29152	4.9
6	35587	14.7	7	38690	16	8	31851	14.1	9	37798	15	10	40397	13	11	38382	5.2	12	28481	5.1	
13	34798	15.4	14	34719	14.8	15	37432	15.2	16	38744	15.1	17	42379	12.7	18	34601	5.7	19	28097	5	
20	36294	15	21	37451	15.1	22	37162	15.3	23	38163	15.4	24	42915	12.6	25	37136	5.6	26	30415	4.9	
27	35838	15	28	36946	14.9	29	37322	15	30	38595	15.5										

Average Flows

	Mon	Tue	Wed	Thur	Fri	Sat	Sun		ADT	AWT
24hr	35629	36952	36776	38783	41868	35254	29036		36649	38451
%>6.6m	15	15.2	14.7	15.1	12.7	5.6	5		12.2	14.5
18hr	33967	35345	35161	37085	40236	33888	27923		35120	36805
%>6.6m	14.3	14.1	13.6	13.9	11.6	4.8	4.7		11.3	13.5
16hr	33164	34300	33905	35987	38742	32489	27079		33971	35646
%>6.6m	14.3	14.2	13.7	13.9	11.8	4.8	4.6		11.3	13.6
12hr	28374	29276	28557	30559	33016	28388	23400		29082	30357
%>6.6m	14.3	14.3	13.8	14	11.9	4.7	4.3		11.3	13.7
No.days	4	4	5	5	4	4	4			

Average Hourly Variation

Mon	210	134	95	157	323	743	2183	3111	2727	2170	2263	2161	2066	2028	2167	2379	2767	2645	1891	1226	807	574	456	348
Tue	219	163	139	152	291	644	2194	3336	2896	2503	2178	1821	1906	2221	2353	2479	2903	2769	1913	1276	888	667	542	502
Wed	224	161	146	166	279	640	2168	3246	2780	2319	2121	2171	2082	1902	2276	2489	3004	2882	2136	1527	948	705	677	579
Thur	241	178	164	190	296	629	2124	3299	2949	2453	2176	2182	2178	2259	2427	2610	2945	2814	2268	1522	1034	748	608	489
Fri	270	174	141	159	261	628	1849	3259	2726	2359	2507	2787	2802	2941	2574	2831	2809	2873	2550	1853	1215	809	886	607
Sat	409	217	151	127	172	291	686	1167	1620	2063	2678	2984	3015	2874	2600	2673	2561	2258	1894	1472	1088	856	749	650
Sun	372	215	124	98	127	179	470	755	1069	1681	2123	2529	2508	2481	2302	2155	2171	1959	1670	1393	1082	734	437	407

Monthly report for Sited : 161

Dec-23

24 Hour Flows by Day of Month

Mon	Flow	6.6m	Tue	Flow	6.6m	Wed	Flow	6.6m	Thur	Flow	6.6m	Fri	Flow	6.6m	Sat	Flow	6.6m	Sun	Flow	6.6m	
							1	41666	12.9	2	31294	6.5	3	27106	5.4						
4	34822	15.3	5	36255	15.3	6			7	35861	15.2	8	40443	12.8	9	31287	6.1	10	28004	5.1	
11	36714	15.1	12	36459	15.1	13	37721	14.3	14	36459	14.6	15	39971	12.9	16	34538	5.7	17	29486	4.7	
18	35745	14.4	19	33185	15.2	20	36484	14.8	21	33357	14.4	22	33089	10.7	23	30394	4.9	24	22403	3.4	
25	17143	1.3	26	28515	3	27	29678	7.5	28	26955	8.8	29	32470	7.6	30	29402	5	31	23209	3.5	

Average Flows

	Mon	Tue	Wed	Thur	Fri	Sat	Sun		ADT	AWT
24hr	31106	33604	34628	33158	37528	31383	26042		32337	34150
%>6.6m	13	12.6	12.6	13.5	11.6	5.7	4.5		10.4	12.6
18hr	29874	32271	33262	31684	36029	30003	24936		30998	32762
%>6.6m	12.4	11.6	11.7	12.5	10.6	4.8	4.1		9.5	11.6
16hr	29046	31039	32298	30588	34671	28757	24214		29926	31647
%>6.6m	12.4	11.8	11.7	12.5	10.7	4.8	4		9.6	11.7
12hr	24661	26343	27591	25902	29814	24892	21048		25639	26973
%>6.6m	12.5	11.8	11.6	12.6	10.6	4.6	3.8		9.5	11.7
No.days	4	4	3	4	5	5	5			

Average Hourly Variation

Mon	156	97	53	111	236	580	1654	2372	2052	1864	2011	2128	2128	2050	1963	1969	2301	2150	1673	1189	882	661	502	326
Tue	208	133	126	133	230	504	1659	2390	2249	1977	2181	2386	2192	2100	2193	2295	2389	2184	1807	1289	1012	736	631	602
Wed	267	123	124	132	231	489	1527	2444	2309	2079	2176	2376	2251	2257	2339	2470	2553	2396	1942	1447	990	743	552	412
Thur	267	153	126	145	252	531	1577	2430	2220	2009	1952	2041	2119	2153	2178	2355	2377	2312	1758	1314	1017	780	642	454
Fri	276	187	137	162	238	498	1418	2522	2216	2026	2315	2603	2685	2655	2723	2671	2703	2520	2177	1549	1092	798	757	601
Sat	398	245	164	142	171	260	551	874	1238	1627	2248	2758	2738	2696	2466	2365	2081	1977	1822	1371	1064	879	696	550
Sun	355	219	149	98	112	172	399	549	784	1253	1841	2330	2390	2402	2222	2088	1981	1761	1447	1212	907	647	416	307



Monthly report for Siteld : 161

Mar-24

24 Hour Flows by Day of Month

Mon	Flow	6.6m	Tue	Flow	6.6m	Wed	Flow	6.6m	Thur	Flow	6.6m	Fri	Flow	6.6m	Sat	Flow	6.6m	Sun	Flow	6.6m	
	4	36647	14.9	5	37592	14.5	6	38835	14.4	7	38423	14.4	8	42218	12.7	9	35563	5.4	10	31116	4.3
	11	36649	14.9	12	35911	15	13	37215	15.1	14	37167	15.2	15	42180	13	16	33425	5.8	17	29142	5
	18	37480	14.5	19	37102	15	20	36370	15.7	21	38621	14.7	22	41841	13.2	23	31600	7.4	24	29657	4.5
	25	35753	14.7	26	38126	15.2	27	39195	15.2	28	43495	14.5	29	32879	8.1	30	33523	4.7	31	31204	3.8

Average Flows

	Mon	Tue	Wed	Thur	Fri	Sat	Sun		ADT	AWT
24hr	36632	37183	37904	39427	40081	33295	30380		36405	38333
%>6.6m	14.8	14.9	15.1	14.7	12.1	5.8	4.4		11.8	14.2
18hr	35099	35497	36205	37729	38555	31856	29507		34908	36709
%>6.6m	14.1	13.7	13.9	13.5	11.1	4.7	4.1		10.9	13.1
16hr	34267	34413	35128	36623	37158	30866	28809		33876	35596
%>6.6m	13.9	13.7	13.9	13.5	11.2	4.7	4.1		10.9	13.1
12hr	29440	29355	29942	31021	32022	27301	25256		29205	30435
%>6.6m	14	13.7	14.1	13.8	11.2	4.6	3.8		10.8	13.2
No.days	4	4	4	4	5	5	5			

Average Hourly Variation

	Mon	Tue	Wed	Thur	Fri	Sat	Sun																	
Mon	162	92	81	142	303	754	2334	3364	2814	2452	2319	2294	2214	2120	2186	2327	2917	2721	1713	1139	756	598	499	334
Tue	207	177	154	160	307	683	2320	3425	2883	2379	2151	2112	2077	2012	2116	2416	3017	2852	1916	1230	796	714	639	445
Wed	250	161	150	159	307	672	2226	3413	2899	2462	2262	2197	2067	2058	2245	2603	2963	2798	1976	1327	928	705	587	490
Thur	244	142	161	176	307	669	2200	3432	2958	2463	2360	2305	2313	2217	2416	2651	2957	2840	2109	1560	1064	779	618	489
Fri	259	165	131	167	250	553	1678	2810	2571	2462	2555	2702	2718	2805	2844	2925	2913	2510	2207	1574	1064	821	717	680
Sat	367	260	172	148	188	304	679	1149	1659	2316	2891	2972	2914	2784	2479	2255	2105	2081	1696	1183	1029	674	509	482
Sun	292	146	85	88	108	183	464	773	1104	1930	2727	3077	3075	2772	2267	2051	2045	1781	1654	1498	1028	563	384	313

Month	24hr	24hr	24hr	24hr	18hr	18hr	18hr	18hr	16hr	16hr	16hr	16hr	12hr	12hr	12hr	12hr
	ADT	%>6.6m	AWT	%>6.6m	ADT	%>6.6m	AWT	%>6.6m	ADT	%>6.6m	AWT	%>6.6m	ADT	%>6.6m	AWT	%>6.6m
Sep-23	37217	11.9	37997	14.2	35494	11	36207	13.3	34366	11.1	35127	13.3	29124	11.2	29601	13.5
Oct-23	38401	12.3	39146	13.9	36654	11.5	37345	13	35545	11.5	36250	13.1	30440	11.5	30907	13.1
Nov-23	36649	12.2	38451	14.5	35120	11.3	36805	13.5	33971	11.3	35646	13.6	29082	11.3	30357	13.7
Dec-23	32337	10.4	34150	12.6	30998	9.5	32762	11.6	29926	9.6	31647	11.7	25639	9.5	26973	11.7
Jan-24	32742	13	33494	14.2	31391	12.1	32097	13.2	30548	12.1	31273	13.2	26229	12.1	26765	13.3
Feb-24	35884	12.1	37241	14.1	34386	11.2	35638	13	33289	11.2	34572	13.1	28650	11.2	29598	13.2
Mar-24	36405	11.8	38333	14.2	34908	10.9	36709	13.1	33876	10.9	35596	13.1	29205	10.8	30435	13.2
Average	35662	12.0	36973	14.0	34136	11.1	35366	13.0	33074	11.1	34302	13.0	28338	11.1	29233.7	13.1

**M61/2341B** Monthly report for SiteId : 1534  
Sep-23

24 Hour Flows by Day of Month

Mon	Flow	6.6m	Tue	Flow	6.6m	Wed	Flow	6.6m	Thur	Flow	6.6m	Fri	Flow	6.6m	Sat	Flow	6.6m	Sun	Flow	6.6m	
													1			2			3		
	4			5			6			7	28694	10.4	8	42241	10	9	42797	3.8	10	41338	4.2
	11	38195	11.5	12	37297	12.6	13	39283	12.2	14	38675	12.2	15	41599	10.9	16	38212	4.4	17	38013	4.1
	18	37597	12.3	19	36734	13.1	20	37357	12.5	21	38884	12.4	22	40626	11	23	37939	5.1	24	37030	4.4
	25	38627	11.3	26	38612	11.9	27	37850	12.2	28	38722	11.9	29	41976	11	30	37959	4.8			

Average Flows

	Mon	Tue	Wed	Thur	Fri	Sat	Sun												ADT	AWT	
24hr	38140	37548	38163	36244	41611	39227	38794												39024	39017	
%>6.6m	11.7	12.5	12.3	11.8	10.8	4.5	4.2												9.5	11.8	
18hr	36305	35706	36408	34929	39803	37602	36911												37245	37218	
%>6.6m	11.3	11.8	11.6	11.3	10	3.9	4.1												8.9	11.1	
16hr	35525	34742	35519	33878	38132	34014	35868												35718	36115	
%>6.6m	11.1	11.6	11.5	11.2	10.1	4.1	4												9	11.1	
12hr	30792	30002	30588	28950	32561	27780	31024												30472	31041	
%>6.6m	11.3	11.7	11.8	11.5	10.3	4.3	4												9.2	11.3	
No.days	4	4	4	4	5	5	4														

Average Hourly Variation

Mon	227	149	186	212	312	749	1813	2800	2585	2284	2373	2405	2226	2337	2535	2894	3373	3019	1960	1309	925	686	488	291
Tue	205	180	212	223	312	710	1850	2746	2643	2102	1968	2031	2069	2191	2485	2926	3451	2999	2391	1291	906	693	644	320
Wed	197	189	197	216	256	700	1789	2749	2514	2141	1950	2091	2092	2218	2505	2972	3677	3483	2196	1359	994	789	570	319
Thur	212	179	209	234	266	652	1791	2695	2515	2210	1969	2122	2192	2321	2655	3116	3631	3220	2161	1490	1165	930	662	389
Fri	208	198	221	234	303	645	1549	2459	2362	2211	2539	2638	2685	2907	3201	3166	3258	2850	2287	1677	1243	1103	948	723
Sat	418	232	235	200	226	315	512	887	1314	1775	2338	2756	2940	2716	2379	2451	2677	2981	2566	2017	1787	1919	1999	1589
Sun	714	289	223	228	177	252	316	668	1041	1709	2775	3356	3340	3310	3037	3138	3125	3058	2466	2033	1419	1075	677	366

Monthly report for SiteId : 1534

Oct-23

24 Hour Flows by Day of Month

Mon	Flow	6.6m	Tue	Flow	6.6m	Wed	Flow	6.6m	Thur	Flow	6.6m	Fri	Flow	6.6m	Sat	Flow	6.6m	Sun	Flow	6.6m	
																			1	36834	4
	2	37437	11.5	3	37559	11.9	4	39083	11.5	5	191	24.1	6	40050	10.6	7	39278	4.4	8	40605	3.9
	9	38758	11.3	10	38898	12	11	38264	12.2	12	40018	11.5	13	40661	10.9	14	35429	4.6	15	37377	4
	16	38602	11.3	17	38312	12	18	38726	12.5	19	38633	12.4	20	38354	10.9	21	32470	5.1	22	35639	3.9
	23	41070	10.8	24	38626	12.2	25	42003	11.2	26	40819	11.6	27	44161	10.1	28	35438	4.8	29	37910	4.1
	30	37818	11.6	31	37695	12.3															

Average Flows

	Mon	Tue	Wed	Thur	Fri	Sat	Sun												ADT	AWT				
24hr	38737	38218	39519	29915	40807	35654	37673												38945	39275				
%>6.6m	11.3	12.1	11.9	11.8	10.6	4.7	4												10.2	11.6				
18hr	36945	36601	37846	38216	39136	34123	36358												37276	37585				
%>6.6m	10.9	11.4	11.2	11.2	9.9	4.1	3.8												9.6	11				
16hr	36070	35541	36744	37085	37336	31908	35210												35979	36427				
%>6.6m	10.8	11.4	11.2	11.2	10.1	4.2	3.7												9.6	11				
12hr	31151	30592	31421	31584	31711	26330	29762												30667	31216				
%>6.6m	11	11.6	11.4	11.5	10.6	4.3	3.8												9.9	11.3				
No.days	5	5	4	4	4	4	5																	

Average Hourly Variation

Mon	239	150	153	175	306	769	1800	2673	2595	2209	2418	2446	2322	2408	2619	2985	3312	3061	2102	1392	1028	699	574	302
Tue	191	140	130	154	279	723	1848	2697	2644	2203	2058	2113	2216	2247	2579	3044	3572	3179	2040	1355	989	756	688	372
Wed	213	164	154	171	255	717	1850	2675	2642	2185	2121	2133	2224	2360	2640	3208	3742	3330	2162	1465	1114	895	730	372
Thur	216	168	152	166	249	649	1816	2595	2575	2196	2176	2245	2308	2381	2689	3151	3573	3454	2240	1596	1201	887	711	420
Fri	239	190	195	172	279	657	1425	2184	2174	2219	2459	2588	2684	2954	3139	3145	3288	2829	2050	1718	1334	1149	1119	680
Sat	381	243	212	193	194	310	492	854	1276	1664	2212	2642	2764	2674	2506	2566	2520	2551	2101	1808	1683	1595	1409	806
Sun	474	259	203	194	188	236	359	695	938	1596	2637	3083	2847	3018	2954	3241	3201	3019	2532	2127	1723	1240	744	403



Monthly report for Siteld : 1534

Nov-23

24 Hour Flows by Day of Month

Mon	Flow	6.6m	Tue	Flow	6.6m	Wed	Flow	6.6m	Thur	Flow	6.6m	Fri	Flow	6.6m	Sat	Flow	6.6m	Sun	Flow	6.6m	
							1	40184	11.9	2	39657	12.2	3	40935	10.4	4	32106	5.1	5	35418	3.8
6	36881	11.9	7	38346	13	8	31975	11.6	9	37893	12.6	10	40074	11.1	11	37149	4.5	12	34129	4	
13	35791	12	14	36528	12.6	15	37861	12.1	16	37477	12.6	17	40107	11.1	18	32786	4.9	19	32555	4	
20	37076	12.1	21	37743	12.6	22	37544	12.7	23	37487	12.8	24	39867	11.4	25	34816	4.8	26	36459	4	
27	36806	12	28	38210	12.2	29	37960	12.6	30	38174	13.1										

Average Flows

	Mon	Tue	Wed	Thur	Fri	Sat	Sun												ADT	AWT
24hr	36639	37707	37105	38138	40246	34214	34640												37196	38304
%>6.6m	12	12.6	12.2	12.6	11	4.8	4												10.1	12.1
18hr	34961	36058	35494	36450	38544	32926	33342												35631	36630
%>6.6m	11.6	11.9	11.4	11.9	10.2	4.1	3.7												9.4	11.4
16hr	34268	35186	34619	35542	37218	31195	32509												34597	35695
%>6.6m	11.4	11.7	11.2	11.8	10.2	4.1	3.6												9.3	11.3
12hr	29814	30417	29685	30680	31895	26094	28107												29756	30818
%>6.6m	11.5	11.9	11.4	11.9	10.5	4.2	3.6												9.5	11.5
No.days	4	4	5	5	4	4	4													

Average Hourly Variation

Mon	186	127	107	145	313	800	1857	2725	2589	2237	2380	2377	2259	2297	2321	2748	3254	2811	1818	1171	824	603	456	237
Tue	170	142	127	148	297	766	1926	2735	2740	2403	2005	1863	2001	2211	2690	3175	3325	2877	2393	1254	913	676	557	315
Wed	195	151	134	147	262	723	1869	2771	2686	2201	1922	2128	2195	2067	2574	3115	3503	3170	2219	1333	971	761	574	301
Thur	195	160	156	157	266	754	1840	2708	2656	2242	2060	2110	2212	2461	2772	3029	3192	2998	2238	1225	1011	786	550	358
Fri	212	168	162	172	275	713	1601	2379	2362	2235	2414	2455	2584	2822	3006	3183	3288	2931	2238	1592	1192	938	823	504
Sat	304	189	174	147	173	302	519	835	1263	1791	2266	2486	2665	2669	2378	2484	2610	2511	2138	1765	1533	1285	1040	690
Sun	359	207	159	167	157	248	363	652	923	1613	2468	2943	2927	3077	2930	3032	2960	2531	2053	1774	1336	929	532	301

Monthly report for Siteld : 1534

Dec-23

24 Hour Flows by Day of Month

Mon	Flow	6.6m	Tue	Flow	6.6m	Wed	Flow	6.6m	Thur	Flow	6.6m	Fri	Flow	6.6m	Sat	Flow	6.6m	Sun	Flow	6.6m
							1	39049	11.4	2	30809	5.4	3	31022	4.3					
4	35220	12.3	5	36308	13.8	6			7	31490	12.7	8	39624	11.6	9	30404	5.7	10	31008	4.2
11	36515	12.3	12	38200	12.4	13	38535	12.1	14	38441	12.4	15	38231	11	16	32963	5	17	31957	4.1
18	35486	11.8	19	16593	12	20	35730	12.5	21	33586	11.9	22	31564	9.3	23	27364	4.6	24	21324	3.3
25	16912	1	26	29012	2.2	27	30138	6.4	28	30057	7.1	29	31903	6.6	30	28761	4.4	31	21891	3.1

Average Flows

	Mon	Tue	Wed	Thur	Fri	Sat	Sun												ADT	AWT
24hr	31033	30028	34801	33394	36074	30060	27440												31670	33130
%>6.6m	10.6	10.3	10.6	11.1	10.1	5.1	3.9												8.7	10.5
18hr	29763	28653	33516	31904	34530	28637	26271												30301	31724
%>6.6m	10.2	9.5	10	10.4	9.3	4.2	3.5												8	9.9
16hr	29059	27950	32597	31012	32996	27453	25473												29316	30743
%>6.6m	10.1	9.4	9.9	10.3	9.3	4.2	3.4												8	9.8
12hr	25108	23810	28353	26750	28452	23853	22151												25334	26500
%>6.6m	10.3	9.4	10	10.3	9.3	4	3.3												8	9.8
No.days	4	4	3	4	5	5	5													

Average Hourly Variation

Mon	143	91	106	120	224	587	1346	1993	1926	1837	2056	2205	2144	2136	2048	2298	2590	2281	1597	1109	860	635	439	265
Tue	173	136	124	147	216	580	1344	1743	1699	1411	1475	1628	1708	2061	2438	2748	2714	1982	2205	1417	801	579	457	247
Wed	121	105	125	142	229	563	1296	2003	2106	2011	2190	2479	2513	2551	2599	2736	2848	2542	1776	1271	944	732	588	332
Thur	201	148	157	164	233	587	1342	1836	1942	1893	2004	2151	2141	2216	2605	2812	2745	2624	1785	1281	940	700	568	324
Fri	226	162	161	184	240	572	1226	1895	1963	2009	2332	2475	2561	2676	2828	2757	2787	2263	1906	1438	1048	833	996	538
Sat	332	223	205	168	189	306	443	720	1117	1677	2228	2598	2584	2508	2273	2277	2168	2024	1679	1302	1035	820	698	486
Sun	338	198	154	139	142	198	301	504	719	1267	2004	2477	2454	2426	2361	2413	2172	1897	1458	1320	1012	689	488	309



Monthly report for Siteld : 1534

Mar-24

24 Hour Flows by Day of Month

Mon	Flow	6.6m	Tue	Flow	6.6m	Wed	Flow	6.6m	Thur	Flow	6.6m	Fri	Flow	6.6m	Sat	Flow	6.6m	Sun	Flow	6.6m	
													1	38710	11.3	2	31175	5.2	3	35556	3.7
4	37449	12.2	5	38223	12.4	6	39313	12.3	7	39350	12.5	8	40832	11.5	9	33950	5	10	36390	3.8	
11	36899	12	12	37049	13.2	13	36758	13.3	14	36364	12.3	15	38979	11.5	16	31859	4.8	17	34404	4	
18	37583	11.6	19	37530	12.1	20	37137	13.2	21	38075	12.6	22	40012	11.3	23	30619	5.1	24	36782	4	
25	36682	12.1	26	38019	12.4	27	38711	12.4	28	39952	11.9	29	31248	6.6	30	34392	4	31	34963	2.9	

Average Flows

	Mon	Tue	Wed	Thur	Fri	Sat	Sun		
24hr	37153	37705	37980	38435	37956	32399	35619		ADT
%>6.6m	12	12.6	12.8	12.3	10.6	4.8	3.7		AWT
18hr	35524	36005	36251	36761	36220	30997	34473		
%>6.6m	11.6	11.8	12	11.6	9.7	4	3.5		
16hr	34828	35250	35473	35879	35107	29859	33643		
%>6.6m	11.3	11.5	11.8	11.4	9.6	4	3.3		
12hr	30356	30514	30796	31087	30473	25987	29248		
%>6.6m	11.4	11.7	11.9	11.6	9.7	3.8	3.3		
No.days	4	4	4	4	5	5	5		

Average Hourly Variation

Mon	187	112	107	148	294	783	1883	2798	2661	2269	2281	2237	2235	2291	2584	2913	3491	2838	1760	1150	838	601	438	258
Tue	184	143	164	158	291	762	1960	2859	2749	2188	1975	1975	2069	2255	2542	3133	3596	3181	1993	1280	863	633	487	268
Wed	199	144	154	160	299	773	1886	2806	2685	2112	2124	2098	2239	2347	2638	3167	3355	3238	1987	1268	873	650	494	284
Thur	174	140	144	158	277	782	1820	2742	2670	2252	2103	2119	2294	2397	2781	3197	3520	3008	2004	1356	906	712	541	341
Fri	259	182	183	191	297	624	1369	2100	2163	2119	2375	2399	2558	2759	3105	3137	3079	2712	1967	1447	1045	774	655	457
Sat	317	199	176	195	201	314	505	819	1268	1750	2218	2357	2387	2481	2439	2594	2759	2807	2107	1517	1049	801	677	461
Sun	296	191	131	160	159	247	362	651	919	1535	2413	2910	3036	3050	3056	3164	3223	2936	2356	1884	1279	869	522	309

Month	24hr	24hr	24hr	24hr	18hr	18hr	18hr	18hr	16hr	16hr	16hr	16hr	12hr	12hr	12hr	12hr
	ADT	%>6.6m	AWT	%>6.6m	ADT	%>6.6m	AWT	%>6.6m	ADT	%>6.6m	AWT	%>6.6m	ADT	%>6.6m	AWT	%>6.6m
Sep-23	39024	9.5	39017	11.8	37245	8.9	37218	11.1	35718	9	36115	11.1	30472	9.2	31041	11.3
Oct-23	38945	10.2	39275	11.6	37276	9.6	37585	11	35979	9.6	36427	11	30667	9.9	31216	11.3
Nov-23	37196	10.1	38304	12.1	35631	9.4	36630	11.4	34597	9.3	35695	11.3	29756	9.5	30818	11.5
Dec-23	31670	8.7	33130	10.5	30301	8	31724	9.9	29316	8	30743	9.8	25334	8	26500	9.8
Jan-24	33271	10.7	33945	11.8	31904	10.2	32537	11.2	31222	10.1	31883	11.1	27107	10.2	27657	11.2
Feb-24	35688	10	37011	11.7	34220	9.4	35447	11.1	33364	9.3	34629	10.9	29006	9.3	29985	11.1
Mar-24	36667	9.9	37851	12	35087	9.2	36155	11.3	34195	9	35298	11.1	29737	9.1	30637	11.2
Average	36066	9.9	36933	11.6	34523	9.2	35328	11.0	33484	9.2	34399	10.9	28868	9.3	29693.4	11.1

33/71





Monthly report for Siteld : 509

Jan-24

24 Hour Flows by Day of Month

Mon	Flow	6.6m	Tue	Flow	6.6m	Wed	Flow	6.6m	Thur	Flow	6.6m	Fri	Flow	6.6m	Sat	Flow	6.6m	Sun	Flow	6.6m	
	1	30345	3.9	2	41567	12.3	3	37551	17.5	4	39577	18.5	5	38626	16.8	6	28565	9.2	7	29146	7.7
	8	37937	18.5	9	38772	19.9	10	39268	19.5	11	39705	19.4	12	39337	17.4	13	27495	9.9	14	29654	7.4
	15	39655	18.4	16	34156	21.9	17	38511	19.9	18	38852	19.2	19	38708	16.9	20	25077	9.6	21	26801	8.1
	22	37890	18.1	23	30246	19.5	24	39765	19.4	25	42207	19.1	26	41697	17.3	27	28687	9.5	28	30944	7.3
	29	39414	18.5	30	40042	19.6	31	40055	19.8												

Average Flows

	Mon	Tue	Wed	Thur	Fri	Sat	Sun	ADT	AWT
24hr	37048	36957	39030	40085	39592	27456	29136	37020	38417
%>6.6m	16	18.4	19.2	19.1	17.1	9.5	7.6	16.9	18
18hr	35240	35144	37238	38070	37635	26200	28316	35262	36546
%>6.6m	15.3	17.1	18	17.6	15.6	8.1	7	15.7	16.8
16hr	34458	34386	36168	37022	36787	25537	27673	34388	35640
%>6.6m	14.8	16.6	17.5	17	15.2	7.9	6.7	15.1	16.3
12hr	30020	30031	31409	32199	32162	22672	24565	30027	31050
%>6.6m	13.8	15.8	16.5	16.2	14.3	7.2	6.1	14.3	15.4
No.days	5	5	5	4	4	4	4		

Average Hourly Variation

Mon	178	163	145	184	344	794	1589	2252	2201	1985	2150	2464	2425	2386	2506	3134	3580	3037	1900	1285	913	652	510	272
Tue	191	164	173	181	322	781	1781	2588	2547	2245	2117	2260	2358	2325	2518	2936	3428	2963	1748	1123	794	657	505	253
Wed	196	161	158	183	311	784	1761	2571	2659	2274	2060	2162	2361	2430	2713	3101	3626	3325	2125	1353	914	731	630	440
Thur	258	205	212	233	349	758	1699	2671	2765	2366	2077	2177	2321	2529	2774	3271	3820	3389	2040	1377	957	790	675	374
Fri	255	222	235	229	322	695	1516	2307	2226	2067	2341	2617	2784	3005	3269	3527	3483	2687	1851	1391	985	733	532	315
Sat	218	180	152	153	182	372	528	799	1137	1438	1930	2209	2264	2205	2177	2468	2322	2147	1577	1067	719	552	440	223
Sun	195	125	101	121	112	215	299	469	716	1255	2053	2604	2616	2796	2728	2760	2746	2176	1646	1345	895	569	403	240

Monthly report for Siteld : 509

Feb-24

24 Hour Flows by Day of Month

Mon	Flow	6.6m	Tue	Flow	6.6m	Wed	Flow	6.6m	Thur	Flow	6.6m	Fri	Flow	6.6m	Sat	Flow	6.6m	Sun	Flow	6.6m				
	1	42822	19.2	2	41257	16.7	3	29008	9.4	4	31289	7.7												
	5	40710	18.3	6	38770	19.7	7	42077	19.5	8	38722	20.4	9	41941	16.8	10	29866	9.9	11	31630	7.6			
	12	42046	17.4	13	42154	18.7	14	41501	19	15	43697	17.9	16	45736	15.4	17	32048	8.8	18	35833	6.9			
	19	43773	17.2	20	41362	19	21		22	41953	18.6	23	44045	16.3	24	31764	8.9	25						
	26	41678	17.8	27	39377	19.6	28	36133	18.1	29	42068	18.7												

Average Flows

	Mon	Tue	Wed	Thur	Fri	Sat	Sun	ADT	AWT
24hr	42052	40416	39904	41852	43245	30672	32917	39447	42051
%>6.6m	17.7	19.2	18.9	19	16.3	9.2	7.4	16.2	18.1
18hr	39870	38572	38079	39903	41364	29243	31809	37651	40091
%>6.6m	16.9	18	17.7	17.6	14.9	7.7	6.8	15	16.9
16hr	39042	37726	36985	38945	40305	28333	31108	36722	39130
%>6.6m	16.4	17.6	17.1	17.1	14.5	7.5	6.4	14.6	16.5
12hr	34010	32589	31822	33763	35272	25126	27629	32045	34001
%>6.6m	15.6	16.9	16.2	16.4	13.7	7	5.9	13.8	15.7
No.days	4	4	4	5	4	4	3		

Average Hourly Variation

Mon	188	133	175	242	462	983	1980	2857	2727	2495	2591	2692	2579	2693	2911	3295	3913	3272	1988	1407	948	698	554	275
Tue	176	161	175	180	326	828	1962	2887	2856	2418	2139	2344	2432	2573	2824	3297	3921	2820	2080	1488	984	703	561	286
Wed	190	153	162	185	321	814	1856	2807	2694	2343	1674	2396	1904	2585	2906	3429	4191	3570	2121	1447	1044	816	723	370
Thur	231	195	197	200	351	775	1829	2770	2701	2417	2299	2422	2592	2690	2935	3385	3996	3439	2117	1505	1035	813	609	350
Fri	220	192	202	216	324	727	1569	2360	2385	2333	2673	3024	3179	3340	3559	3746	3716	2980	1977	1525	1120	820	658	402
Sat	271	220	185	157	218	378	593	890	1260	1783	2314	2657	2604	2437	2320	2451	2373	2376	1663	1160	842	612	525	386
Sun	245	170	139	153	160	242	343	539	798	1509	2363	2706	3122	3073	2995	3136	3027	2425	1938	1359	1090	686	440	260

Monthly report for Sited : 509

Mar-24

24 Hour Flows by Day of Month

Mon	Flow	6.6m	Tue	Flow	6.6m	Wed	Flow	6.6m	Thur	Flow	6.6m	Fri	Flow	6.6m	Sat	Flow	6.6m	Sun	Flow	6.6m	
													1	42629	16.2	2	29764	9.3	3	35963	7
	4	42038	17.5	5	41127	19.2	6	42003	19.1	7	43199	18.5	8	44503	15.9	9	32926	8.6	10	36272	6.7
	11	42422	17.8	12	40009	19.2	13	40850	19.6	14	42895	18.8	15	43304	16.8	16	31013	9.5	17	34429	7.6
	18	43027	18.1	19	42155	19.4	20	39898	19.7	21	43004	19	22	45920	16.1	23	32635	9.5	24	36693	7.3
	25	43454	18	26	42476	20.1	27	44357	19.5	28	47950	17.4	29	37039	10.6	30	34327	7.3	31	34004	5.6

Average Flows

	Mon	Tue	Wed	Thur	Fri	Sat	Sun	ADT	AWT
24hr	42735	41442	41777	44262	42679	32133	35472	39943	42584
%>6.6m	17.8	19.5	19.5	18.4	15.3	8.8	6.8	15.4	17.9
18hr	40607	39578	39873	42324	40854	30783	34447	38227	40657
%>6.6m	17.1	18.3	18.3	17.1	14	7.6	6.3	14.3	16.8
16hr	39810	38733	38963	41331	39850	29861	33638	37334	39743
%>6.6m	16.5	17.8	17.8	16.7	13.7	7.4	6	13.9	16.4
12hr	34705	33601	33642	35729	34938	26336	29441	32568	34543
%>6.6m	15.7	17	17.1	16.1	13	6.9	5.6	13.2	15.6
No.days	4	4	4	4	5	5	5		

Average Hourly Variation

Mon	174	145	160	213	440	997	2016	2959	2839	2561	2697	2766	2710	2737	2967	3289	3897	3309	1977	1384	1002	704	513	284	
Tue	181	162	163	184	310	864	2038	2972	2921	2442	2182	2254	864	2366	2478	2849	3418	4056	3567	2098	1392	991	711	550	296
Wed	199	168	168	179	326	864	1977	2934	2770	2306	2406	2327	2493	2587	2888	3402	3767	3634	2128	1479	1067	798	580	331	
Thur	222	182	191	211	326	807	1895	2858	2864	2468	2442	2489	2687	2882	3217	3653	4125	3653	2391	1632	1195	881	636	357	
Fri	247	197	183	188	294	716	1494	2269	2297	2475	2941	3082	3133	3280	3422	3604	3592	2880	1964	1553	1104	761	628	376	
Sat	265	187	158	145	192	404	613	953	1328	1854	2467	2739	2691	2585	2503	2448	2470	2479	1818	1335	892	684	534	388	
Sun	236	155	124	145	147	250	359	629	929	1584	2630	3136	3171	3203	3126	3142	3021	2704	2167	1789	1253	796	508	300	



Month	24hr	24hr	24hr	24hr	18hr	18hr	18hr	18hr	16hr	16hr	16hr	16hr	12hr	12hr	12hr	12hr
	ADT	%>6.6m	AWT	%>6.6m	ADT	%>6.6m	AWT	%>6.6m	ADT	%>6.6m	AWT	%>6.6m	ADT	%>6.6m	AWT	%>6.6m
Sep-23	43623	14.8	45402	17.4	41667	13.8	43276	16.3	40268	13.4	42035	15.9	34678	13	36251	15.2
Oct-23	43351	15.9	44414	17.7	41375	14.8	42315	16.6	40094	14.4	41086	16.1	34539	13.9	35449	15.5
Nov-23	40560	15.9	42942	18.7	38687	14.6	40835	17.4	37603	14.2	39739	16.8	32495	13.5	34330	16
Dec-23	36138	14.4	39327	16.7	34479	13.1	37490	15.5	33483	12.7	36392	15	29235	11.9	31586	14.2
Jan-24	37020	16.9	38417	18	35262	15.7	36546	16.8	34388	15.1	35640	16.3	30027	14.3	31050	15.4
Feb-24	39447	16.2	42051	18.1	37651	15	40091	16.9	36722	14.6	39130	16.5	32045	13.8	34001	15.7
Mar-24	39943	15.4	42584	17.9	38227	14.3	40657	16.8	37334	13.9	39743	16.4	32568	13.2	34543	15.6
Average	40012	15.6	42162	17.8	38193	14.5	40173	16.6	37127	14.0	39109	16.1	32227	13.4	33887.1	15.4







Monthly report for Siteld : 1404

Mar-24

24 Hour Flows by Day of Month

Mon	Flow	6.6m	Tue	Flow	6.6m	Wed	Flow	6.6m	Thur	Flow	6.6m	Fri	Flow	6.6m	Sat	Flow	6.6m	Sun	Flow	6.6m	
													1	47900	15.8	2	31723	10.3	3	30816	8.2
4	41186	18	5	41453	20.1	6	42558	19.6	7	44304	18.9	8	48938	15.9	9	34423	9.8	10	31008	7.7	
11	41972	18	12	40390	20.1	13	41329	20.1	14	43603	18.6	15	47935	15.6	16	33072	9.8	17	29534	8.4	
18	42680	18.1	19	41427	19.4	20	41840	19.8	21	44525	19.1	22	49696	15.9	23	36833	9	24	35381	8.2	
25	44168	17.8	26	42660	19.7	27	46093	19.1	28	55334	16	29	43818	11.8	30	37135	7.1	31	29900	6.2	

Average Flows

	Mon	Tue	Wed	Thur	Fri	Sat	Sun		
24hr	42502	41483	42955	46942	47657	34637	31328		ADT
%>6.6m	18	19.8	19.6	18	15.1	9.1	7.8		AWT
18hr	40214	39113	40529	44491	45121	33022	30138		
%>6.6m	16.6	17.4	17.3	15.8	12.9	7.1	6.8		
16hr	39456	38330	39600	42983	44025	31907	29158		
%>6.6m	16.2	17	16.9	15.6	12.7	6.8	6.4		
12hr	34498	33239	34045	36423	38510	28556	25306		
%>6.6m	15.7	16.5	16.5	15.5	12.3	6.3	5.9		
No.days	4	4	4	4	5	5	5		

Average Hourly Variation

Mon	288	229	185	251	411	925	2377	4243	3669	2750	2538	2747	2708	2682	2692	2654	3118	2855	1843	1191	801	590	430	329
Tue	267	268	266	314	400	855	2290	4125	3835	2735	2315	2362	2294	2310	2420	2629	3174	2938	2104	1269	892	640	473	310
Wed	289	291	273	288	415	870	2292	4092	3652	2733	2404	2408	2382	2448	2591	2808	3266	3019	2244	1474	1031	759	537	392
Thur	314	298	283	312	423	821	2215	4125	3710	2793	2658	2684	2754	2640	2853	2962	3479	3105	2662	1903	1395	1048	891	618
Fri	400	328	303	329	400	776	1814	3246	3164	2927	3075	3383	3318	3305	3576	3429	3498	3043	2543	1717	1113	872	679	417
Sat	297	253	224	220	238	384	756	1212	1815	2482	3109	3417	3299	2896	2570	2175	2011	1952	1620	1094	808	694	617	497
Sun	334	214	158	151	159	217	478	763	1125	1795	2439	2950	2920	2721	2453	2254	2164	1992	1728	1480	1087	808	551	429

Month	24hr	24hr	24hr	24hr	18hr	18hr	18hr	18hr	16hr	16hr	16hr	16hr	12hr	12hr	12hr	12hr
	ADT	%>6.6m	AWT	%>6.6m	ADT	%>6.6m	AWT	%>6.6m	ADT	%>6.6m	AWT	%>6.6m	ADT	%>6.6m	AWT	%>6.6m
Sep-23	43260	15.6	45615	17.9	40919	13.5	43043	15.7	39827	13.3	41915	15.4	34354	12.9	35945	15.1
Oct-23	42995	16.3	44546	17.8	40612	14.2	42009	15.7	39470	13.9	40821	15.4	34094	13.4	35070	15
Nov-23	40291	16.5	43484	18.8	38018	14.2	40929	16.4	36975	13.8	39810	16	31917	13.3	34140	15.5
Dec-23	37148	14.8	40813	17.1	35100	12.5	38527	14.8	34011	12.2	37316	14.4	29612	11.6	32303	13.9
Jan-24	36095	17.3	38092	18.5	34078	15.1	35934	16.3	33146	14.7	34963	15.9	28811	14.2	30319	15.4
Feb-24	39791	16.3	42768	18	37640	14.1	40424	15.9	36650	13.8	39414	15.6	31913	13.3	34111	15.1
Mar-24	41124	15.6	44467	17.9	38992	13.6	42047	15.7	37964	13.3	41028	15.5	33002	12.9	35494	15.1
Average	40101	16.1	42826	18.0	37908	13.9	40416	15.8	36863	13.6	39324	15.5	31958	13.1	33911.7	15.0









Monthly report for Siteld : 2698

Mar-24

24 Hour Flows by Day of Month

Mon	Flow	6.6m	Tue	Flow	6.6m	Wed	Flow	6.6m	Thur	Flow	6.6m	Fri	Flow	6.6m	Sat	Flow	6.6m	Sun	Flow	6.6m	
													1	34414	10.3	2	22985	4.2	3	22645	3.1
	4	33864	10.9	5	35982	10.8	6	36977	10.5	7	36793	10.9	8	35222	10.4	9	24949	3.9	10	22011	2.9
	11	33655	11	12	35113	11.1	13	32581	11.6	14	33741	10.7	15	33775	10.9	16	23104	4.1	17	20801	3.3
	18	33395	10.6	19	35240	10.9	20	35495	11.2	21	35905	11	22	35748	10.5	23	22972	4.5	24	22851	3.3
	25	33557	11.2	26	35117	10.8	27	35652	11	28	36061	11	29	22499	5.4	30	22795	3.4	31	19303	2.5

Average Flows

	Mon	Tue	Wed	Thur	Fri	Sat	Sun	ADT	AWT
24hr	33618	35363	35176	35625	32332	23361	21522	30863	34323
%>6.6m	10.9	10.9	11	10.9	9.8	4	3	9.1	10.7
18hr	32749	34396	34173	34756	31284	22381	20616	29904	33367
%>6.6m	10.8	10.6	10.7	10.6	9.4	3.6	2.9	8.9	10.4
16hr	32140	33660	33576	33825	30345	21415	19960	29121	32596
%>6.6m	10.8	10.6	10.8	10.7	9.6	3.7	2.8	8.9	10.5
12hr	28431	29559	29858	29566	26553	18571	17235	25553	28687
%>6.6m	11.2	11	11.1	11.1	9.9	3.7	2.9	9.2	10.8
No.days	4	4	4	4	5	5	5		

Average Hourly Variation

	Mon	Tue	Wed	Thur	Fri	Sat	Sun	Mon	Tue	Wed	Thur	Fri	Sat	Sun	Mon	Tue	Wed	Thur	Fri	Sat	Sun			
Mon	142	93	63	67	124	381	1474	3285	2906	2121	1787	1792	1827	1854	2127	2551	3423	3076	1682	1017	688	530	383	226
Tue	142	96	87	88	142	413	1544	3391	3090	2261	1770	1716	1798	1868	2179	2760	3697	3062	1968	1121	799	637	484	253
Wed	167	102	91	87	148	409	1535	3386	3128	2193	1785	1740	1876	1978	2238	2774	3489	3316	1957	1053	644	487	377	220
Thur	125	75	79	69	113	408	1480	3285	2919	2127	1820	1823	1958	2005	2284	2776	3481	3170	1919	1264	862	654	563	368
Fri	211	134	113	95	140	355	1140	2549	2170	1785	1783	1890	1981	2091	2391	2754	2968	2527	1663	1165	855	631	558	381
Sat	263	179	124	108	117	190	377	664	960	1215	1515	1747	1907	1897	1787	1766	1823	1816	1475	1065	778	624	544	422
Sun	278	184	121	115	100	146	223	444	594	991	1372	1641	1831	1827	1806	1860	1886	1662	1321	1101	813	588	397	259

Month	24hr	24hr	24hr	24hr	18hr	18hr	18hr	18hr	16hr	16hr	16hr	16hr	12hr	12hr	12hr	12hr
	ADT	%>6.6m	AWT	%>6.6m	ADT	%>6.6m	AWT	%>6.6m	ADT	%>6.6m	AWT	%>6.6m	ADT	%>6.6m	AWT	%>6.6m
Sep-23	31498	9.2	34663	10.8	30504	9	33690	10.5	29527	9.1	32810	10.7	25542	9.5	28577	11.1
Oct-23	32742	9.7	34887	10.7	31763	9.4	33923	10.4	30843	9.6	33038	10.6	26851	9.9	28846	11
Nov-23	31566	9.4	35153	10.8	30600	9.1	34199	10.5	29772	9.2	33403	10.6	25900	9.5	29177	10.9
Dec-23	27049	8.2	30290	9.7	26114	7.9	29402	9.4	25268	8	28556	9.5	21909	8.3	24831	9.9
Jan-24	30426	9.7	32019	10.4	29528	9.5	31111	10.2	28815	9.6	30400	10.3	25354	9.9	26786	10.6
Feb-24	31296	9.3	34387	10.5	30380	9	33472	10.3	29617	9.1	32754	10.4	25975	9.4	28775	10.7
Mar-24	30863	9.1	34323	10.7	29904	8.9	33367	10.4	29121	8.9	32596	10.5	25553	9.2	28687	10.8
Average	30777	9.2	33675	10.5	29828	9.0	32738	10.2	28995	9.1	31937	10.4	25298	9.4	27954.1	10.7

**M65/4049B** Monthly report for SiteId : 3721  
 Sep-23

24 Hour Flows by Day of Month

Mon	Flow	6.6m	Tue	Flow	6.6m	Wed	Flow	6.6m	Thur	Flow	6.6m	Fri	Flow	6.6m	Sat	Flow	6.6m	Sun	Flow	6.6m	
													1	38336	13.5	2	25653	5.7	3	23227	4.8
4	35292	15	5	35015	15.1	6	36489	15.4	7	36647	15	8	35550	14.2	9	27861	5.9	10	21543	5.1	
11	34063	16	12	35108	15.5	13	35222	15.2	14	36433	15.2	15	35660	14	16	26644	5.8	17	21157	4.9	
18	33768	16.1	19	34064	15.8	20	35794	15.2	21	35901	15.6	22	35267	14.1	23	25208	5.9	24	19772	5.2	
25	33922	15.3	26	35790	15.3	27	35943	15.6	28	36571	15.2	29	35830	14.2	30	26263	6				

Average Flows

Mon	Tue	Wed	Thur	Fri	Sat	Sun	ADT	AWT	
24hr	34261	34994	35862	36388	36129	26326	21425	32133	35555
%>6.6m	15.6	15.4	15.4	15.3	14	5.9	5	12.9	15.1
18hr	32996	33746	34655	35176	34905	25373	20623	31006	34325
%>6.6m	15.3	15.1	15	14.9	13.6	5.4	4.9	12.6	14.7
16hr	32526	33359	33844	34498	34137	24468	20166	30353	33695
%>6.6m	15.3	15.1	15.2	15	13.8	5.5	4.8	12.7	14.8
12hr	28408	29208	29497	30087	29780	21589	17734	26553	29414
%>6.6m	15.7	15.6	15.7	15.5	14.3	5.5	4.8	13	15.3
No.days	4	4	4	4	5	5	4		

Average Hourly Variation

Mon	93	65	67	112	252	678	2012	3612	2899	2513	2006	1942	1836	1808	1914	2251	3141	2898	1590	993	674	440	310	159
Tue	108	85	75	110	204	668	2017	3525	3168	2603	1981	1827	1817	1886	1979	2333	3171	3094	1826	1037	681	417	253	134
Wed	90	66	71	101	215	665	2022	3597	3140	2458	2039	1905	1927	1915	2099	2446	3231	2980	1762	1021	735	570	630	181
Thur	106	74	77	105	222	628	1953	3623	3303	2556	2042	1930	1918	1969	2103	2503	3325	3077	1738	1116	790	553	440	239
Fri	129	96	90	114	194	600	1721	3187	2851	2244	2154	2136	2186	2238	2463	2858	2977	2584	1903	1291	801	544	466	303
Sat	203	127	108	98	124	293	549	932	1404	1741	2133	2237	2194	2171	1973	1760	1724	1831	1488	1050	725	555	520	385
Sun	212	124	88	78	89	213	402	692	921	1398	1866	1960	1963	1903	1544	1545	1569	1263	1113	904	691	436	274	182

Monthly report for SiteId : 3721

Oct-23

24 Hour Flows by Day of Month

Mon	Flow	6.6m	Tue	Flow	6.6m	Wed	Flow	6.6m	Thur	Flow	6.6m	Fri	Flow	6.6m	Sat	Flow	6.6m	Sun	Flow	6.6m				
																			1	21320	4.9			
2	34021	15.9	3	36954	15.8	4	36279	15.7	5	120	19.2	6	35885	14.4	7	26041	5.8	8	22901	4.6				
9	34711	15.9	10	34930	15.1	11	35849	15.3	12	36661	14.7	13	36352	14.3	14	24926	6	15	24382	4.7				
16	35179	15.6	17	36121	14.9	18	36441	15.4	19	36719	15.3	20	35029	14.1	21	25154	6.2	22	22015	4.7				
23	34366	15.4	24	33710	15.5	25	22233	12	26	35951	15.1	27	36184	14	28	26033	6.2	29	21602	4.6				
30	35191	15.7	31	36296	15.8																			

Average Flows

Mon	Tue	Wed	Thur	Fri	Sat	Sun	ADT	AWT	
24hr	34694	35602	32701	27363	35863	25539	22444	33317	35667
%>6.6m	15.7	15.4	14.9	15.1	14.2	6.1	4.7	13.7	15.2
18hr	33353	34371	31464	35236	34743	24707	21798	32166	34417
%>6.6m	15.4	15.1	14.4	14.6	13.9	5.7	4.6	13.3	14.9
16hr	32904	33878	30906	34636	34012	24010	21319	31604	33868
%>6.6m	15.4	15.1	14.5	14.7	14	5.7	4.5	13.4	14.9
12hr	29033	29747	26669	30349	29857	21383	18983	27814	29746
%>6.6m	15.7	15.5	14.9	15.2	14.4	5.6	4.5	13.7	15.4
No.days	5	5	4	4	4	4	5		

Average Hourly Variation

Mon	100	58	70	125	270	718	1969	3509	3294	2435	2110	1957	1885	1932	1986	2353	3102	2887	1582	901	593	408	283	165
Tue	100	64	77	106	218	666	1993	3480	3344	2523	2086	1862	1891	1930	2103	2389	3184	3118	1836	1017	622	500	319	174
Wed	103	77	73	105	204	675	1946	3469	3300	2090	2033	1929	1901	1965	2135	2233	3293	3091	1722	1055	713	524	369	189
Thur	109	69	77	94	219	644	1896	3485	3267	2514	2120	1961	1997	2020	2181	2584	3380	3018	1822	1079	764	548	386	214
Fri	116	82	73	97	200	580	1689	3062	2813	2199	2137	2154	2165	2279	2510	2872	3049	2700	1918	1184	758	525	447	284
Sat	184	97	73	85	117	276	537	959	1304	1605	1967	2155	2133	2150	1911	1786	1802	2109	1504	961	645	485	414	283
Sun	207	124	85	66	85	187	375	626	808	1355	1855	2050	2123	2222	2016	1657	1689	1449	1134	879	639	443	293	186





Monthly report for Siteld : 3721

Mar-24

24 Hour Flows by Day of Month

Mon	Flow	6.6m	Tue	Flow	6.6m	Wed	Flow	6.6m	Thur	Flow	6.6m	Fri	Flow	6.6m	Sat	Flow	6.6m	Sun	Flow	6.6m	
													1	36958	14.3	2	24355	6.3	3	22533	4.5
4	35121	15.8	5	36833	15.1	6	37407	15.2	7	37296	15.2	8	36322	14.3	9	26290	5.9	10	21221	4	
11	35002	15.7	12	35129	15.4	13	35537	15.6	14	35231	15.4	15	35054	14.6	16	24106	5.8	17	20387	4.9	
18	34639	15.7	19	35822	15.5	20	36120	15.7	21	36394	15.4	22	37191	14.4	23	23900	6.5	24	22330	4.7	
25	34483	16	26	35696	15.3	27	37010	15.9	28	37259	15.3	29	25202	7.5	30	24384	5.2	31	19463	3.6	

Average Flows

	Mon	Tue	Wed	Thur	Fri	Sat	Sun												ADT	AWT
24hr	34811	35870	36519	36545	34145	24607	21187												31840	35510
%>6.6m	15.8	15.3	15.6	15.3	13.4	5.9	4.4												12.9	15
18hr	33439	34643	35316	35297	33053	23816	20489												30755	34287
%>6.6m	15.4	15	15.2	14.9	13	5.6	4.2												12.5	14.6
16hr	32998	34039	34786	34710	32370	23078	19984												30167	33713
%>6.6m	15.4	15.1	15.3	15	13.1	5.6	4.2												12.6	14.7
12hr	28941	29759	30462	30321	28368	20461	17633												26478	29513
%>6.6m	15.8	15.6	15.8	15.5	13.6	5.6	4.2												13	15.2
No.days	4	4	4	4	5	5	5													

Average Hourly Variation

Mon	105	71	70	110	281	736	2110	3638	3196	2408	2011	1914	1922	1915	2084	2320	3211	2850	1472	885	594	469	295	146
Tue	88	61	69	92	215	703	2140	3720	3292	2543	2014	1853	1936	1920	2085	2508	3309	2888	1693	949	639	551	427	176
Wed	95	61	76	90	207	676	2137	3639	3433	2553	2043	1949	1939	2036	2193	2629	3337	3038	1674	1010	653	525	352	177
Thur	96	71	74	101	223	684	2035	3621	3177	2445	2119	1994	2087	2101	2308	2690	3324	2806	1651	1051	746	557	377	210
Fri	112	75	79	95	187	545	1472	2848	2560	2173	2129	2202	2221	2257	2437	2633	2870	2391	1648	1098	850	583	422	260
Sat	163	95	72	76	112	273	561	904	1278	1702	2037	2228	2189	2145	1842	1716	1548	1690	1182	830	679	547	429	309
Sun	194	109	68	71	83	195	362	587	768	1346	1779	1991	2117	1982	1685	1568	1542	1240	1029	859	672	457	304	201

Month	24hr	24hr	24hr	24hr	18hr	18hr	18hr	18hr	16hr	16hr	16hr	16hr	12hr	12hr	12hr	12hr
	ADT	%>6.6m	AWT	%>6.6m	ADT	%>6.6m	AWT	%>6.6m	ADT	%>6.6m	AWT	%>6.6m	ADT	%>6.6m	AWT	%>6.6m
Sep-23	32133	12.9	35555	15.1	31006	12.6	34325	14.7	30353	12.7	33695	14.8	26553	13	29414	15.3
Oct-23	33317	13.7	35667	15.2	32166	13.3	34417	14.9	31604	13.4	33868	14.9	27814	13.7	29746	15.4
Nov-23	32449	13.5	36173	15.5	31290	13.1	34882	15	30605	13.2	34172	15.1	26888	13.5	29952	15.6
Dec-23	29146	12.4	34637	15	28033	11.9	33323	14.6	27419	12	32702	14.7	24120	12.2	28706	15
Jan-24	30944	14	32672	15.1	29863	13.7	31521	14.7	29292	13.8	30940	14.8	25814	14.1	27219	15.2
Feb-24	32071	13.2	35284	15.1	30976	12.8	34064	14.7	30295	12.9	33355	14.8	26681	13.2	29287	15.2
Mar-24	31840	12.9	35510	15	30755	12.5	34287	14.6	30167	12.6	33713	14.7	26478	13	29513	15.2
Average	31700	13.2	35071	15.1	30584	12.8	33831	14.7	29962	12.9	33206	14.8	26335	13.2	29119.6	15.3









Monthly report for Siteld : 4573

Mar-24

24 Hour Flows by Day of Month

Mon	Flow	6.6m	Tue	Flow	6.6m	Wed	Flow	6.6m	Thur	Flow	6.6m	Fri	Flow	6.6m	Sat	Flow	6.6m	Sun	Flow	6.6m	
													1	29801	12.1	2	19445	5.2	3	17118	3.9
4	28420	13.3	5	30134	12.8	6	30451	12.5	7	30991	12.7	8	29376	12.2	9	20731	5.5	10	16966	3.7	
11	28661	13.3	12	29142	12.5	13	29408	12.9	14	29557	12.8	15	28162	12.3	16	18804	5	17	15960	4.3	
18	28008	13	19	29442	13	20	30490	12.8	21	29890	12.8	22	30648	12.2	23	20879	5.7	24	18994	5	
25	28994	13.5	26	29546	13	27	29872	13.4	28	30994	12.8	29	21874	6.3	30	19852	4.4	31	13797	3.5	

Average Flows

	Mon	Tue	Wed	Thur	Fri	Sat	Sun												ADT	AWT
24hr	28521	29566	30055	30358	27972	19942	16567												26087	29231
%>6.6m	13.3	12.8	12.9	12.8	11.3	5.2	4.1												10.9	12.6
18hr	27395	28651	29167	29416	27135	19184	15728												25183	28295
%>6.6m	12.9	12.5	12.6	12.4	10.9	4.8	3.8												10.6	12.2
16hr	26971	28074	28602	28805	26410	18182	15110												24520	27707
%>6.6m	12.9	12.6	12.7	12.5	11.1	4.8	3.7												10.6	12.3
12hr	23592	24445	24991	25106	23108	15897	12978												21390	24194
%>6.6m	13.1	13	13	12.8	11.4	4.8	3.6												10.9	12.6
No.days	4	4	4	4	5	5	5													

Average Hourly Variation

Mon	153	92	68	86	194	534	1616	2914	2669	1983	1550	1511	1545	1501	1675	1948	2632	2403	1261	793	547	424	269	155
Tue	88	50	63	68	138	508	1627	3057	2719	2004	1596	1470	1537	1576	1724	2080	2731	2496	1457	883	603	516	380	197
Wed	100	57	58	68	135	470	1626	2925	2725	2065	1592	1557	1558	1654	1809	2203	2783	2675	1446	887	614	484	352	213
Thur	101	63	61	78	153	487	1561	2903	2649	1977	1667	1580	1677	1725	1906	2255	2842	2487	1439	936	682	519	371	241
Fri	115	65	66	73	132	387	1156	2244	2062	1656	1705	1721	1808	1898	2068	2206	2350	2028	1361	906	741	499	411	314
Sat	196	114	74	69	95	210	351	659	947	1179	1429	1733	1800	1644	1490	1355	1312	1344	1005	729	611	594	501	501
Sun	285	156	111	94	85	139	224	373	504	834	1157	1389	1527	1481	1336	1257	1206	1036	880	749	625	534	355	263

Month	24hr	24hr	24hr	24hr	18hr	18hr	18hr	18hr	16hr	16hr	16hr	16hr	12hr	12hr	12hr	12hr
	ADT	%>6.6m	AWT	%>6.6m	ADT	%>6.6m	AWT	%>6.6m	ADT	%>6.6m	AWT	%>6.6m	ADT	%>6.6m	AWT	%>6.6m
Sep-23	26671	11.1	29340	12.7	25750	10.8	28373	12.4	25128	10.9	27780	12.4	22001	11.1	24304	12.7
Oct-23	27775	11.7	29937	12.8	26819	11.3	28942	12.4	26199	11.4	28329	12.5	22991	11.6	24868	12.7
Nov-23	26788	11.3	30101	12.8	25852	10.9	29116	12.4	25162	10.9	28414	12.4	22053	11.1	24911	12.7
Dec-23	22964	9.9	26021	11.6	22113	9.4	25123	11.1	21539	9.5	24554	11.2	18792	9.6	21450	11.4
Jan-24	25389	11.7	26838	12.4	24546	11.3	25962	12	23989	11.3	25403	12.1	21109	11.6	22345	12.3
Feb-24	26230	11.3	28984	12.7	25359	10.9	28062	12.3	24756	11	27475	12.4	21711	11.2	24080	12.7
Mar-24	26087	10.9	29231	12.6	25183	10.6	28295	12.2	24520	10.6	27707	12.3	21390	10.9	24194	12.6
Average	25986	11.1	28636	12.5	25089	10.7	27696	12.1	24470	10.8	27095	12.2	21435	11.0	23736.0	12.4









Monthly report for Siteld : 4617

Mar-24

24 Hour Flows by Day of Month

Mon	Flow	6.6m	Tue	Flow	6.6m	Wed	Flow	6.6m	Thur	Flow	6.6m	Fri	Flow	6.6m	Sat	Flow	6.6m	Sun	Flow	6.6m	
													1	28665	12.1	2	18767	5	3	16875	4
4	26946	12.2	5	28906	12.4	6	29651	12.1	7	29502	12.4	8	28536	12.4	9	19625	5.1	10	16620	3.5	
11	26844	12.4	12	28686	12.4	13	27681	12.8	14	27710	12	15	27459	12	16	18117	4.8	17	15358	3.9	
18	26612	12.2	19	27842	12.3	20	28936	12.3	21	28703	12.4	22	28514	11.8	23	18257	5.4	24	16041	4.2	
25	26620	12.6	26	28312	12.3	27	28803	12.5	28	29295	12.3	29	17234	6.4	30	17231	4.2	31	13414	3.3	

Average Flows

	Mon	Tue	Wed	Thur	Fri	Sat	Sun												ADT	AWT
24hr	26756	28437	28768	28803	26082	18399	15662												24612	27688
%>6.6m	12.4	12.4	12.4	12.3	11.3	4.9	3.8												10.5	12.1
18hr	25860	27512	27784	27860	25097	17491	14822												23681	26740
%>6.6m	12.2	12	11.9	11.9	10.8	4.4	3.5												10.1	11.7
16hr	25389	26956	27257	27156	24338	16765	14306												23066	26130
%>6.6m	12.2	12.1	12	12	11	4.4	3.4												10.2	11.8
12hr	22362	23546	23941	23660	21251	14663	12305												20165	22871
%>6.6m	12.6	12.4	12.3	12.3	11.2	4.3	3.4												10.4	12.1
No.days	4	4	4	4	5	5	5													

Average Hourly Variation

Mon	111	81	56	81	134	434	1302	2650	2330	1609	1382	1436	1445	1471	1635	2070	2658	2362	1315	793	537	396	292	180
Tue	109	84	72	90	131	440	1422	2711	2502	1747	1411	1404	1522	1481	1730	2228	2809	2509	1493	868	618	503	358	198
Wed	122	88	90	101	128	456	1372	2745	2472	1739	1446	1425	1528	1609	1784	2273	2801	2549	1571	943	589	413	329	199
Thur	116	79	76	86	140	445	1338	2654	2316	1706	1461	1479	1599	1666	1839	2248	2754	2425	1515	1011	660	488	423	282
Fri	158	113	96	104	137	376	1051	2105	1820	1476	1432	1533	1634	1681	1899	2150	2268	1939	1314	911	627	498	461	297
Sat	217	157	117	115	115	186	353	572	804	1064	1320	1409	1547	1513	1364	1347	1330	1315	1078	763	546	440	402	324
Sun	209	163	118	123	98	161	232	371	480	775	1038	1240	1360	1308	1243	1235	1208	1113	935	768	583	417	296	220

Month	24hr	24hr	24hr	24hr	18hr	18hr	18hr	18hr	16hr	16hr	16hr	16hr	12hr	12hr	12hr	12hr
	ADT	%>6.6m	AWT	%>6.6m	ADT	%>6.6m	AWT	%>6.6m	ADT	%>6.6m	AWT	%>6.6m	ADT	%>6.6m	AWT	%>6.6m
Sep-23	24866	10.5	27554	12.2	23918	10.2	26609	11.9	23256	10.3	25972	12	20159	10.6	22570	12.4
Oct-23	25975	10.9	27896	11.9	25044	10.6	26961	11.6	24392	10.7	26324	11.7	21265	11	22975	12.1
Nov-23	25430	10.6	28445	12.1	24490	10.3	27496	11.7	23827	10.3	26837	11.8	20736	10.6	23393	12.1
Dec-23	22583	9.6	25538	11.2	21664	9.2	24631	10.8	20950	9.3	23895	10.9	18168	9.5	20745	11.2
Jan-24	24100	11	25827	11.9	23199	10.6	24903	11.5	22602	10.7	24299	11.6	19786	11	21293	11.9
Feb-24	24917	10.6	27481	11.9	24024	10.3	26572	11.6	23416	10.4	25976	11.7	20438	10.6	22680	12
Mar-24	24612	10.5	27688	12.1	23681	10.1	26740	11.7	23066	10.2	26130	11.8	20165	10.4	22871	12.1
Average	24640	10.5	27204	11.9	23717	10.2	26273	11.5	23073	10.3	25633	11.6	20102	10.5	22361.0	12.0







Monthly report for Siteld : 4350

Mar-24

24 Hour Flows by Day of Month

Mon	Flow	6.6m	Tue	Flow	6.6m	Wed	Flow	6.6m	Thur	Flow	6.6m	Fri	Flow	6.6m	Sat	Flow	6.6m	Sun	Flow	6.6m	
													1	30499	11.4	2	24481	5.3	3	22900	4.4
4	26611	13.7	5	27227	14	6	28293	13.6	7	28249	13.5	8	31415	11.8	9	26782	5	10	23835	4.2	
11	26677	13.8	12	25822	14.4	13	26521	14.8	14	27260	14.8	15	31467	12.4	16	24852	5.7	17	22019	4.8	
18	27344	13.7	19	26976	14.7	20	26600	14.6	21	28346	14.1	22	31251	12.5	23	23823	7.4	24	21708	4.4	
25	26364	13.8	26	28365	14.5	27	28515	14.6	28	32542	13.6	29	24454	8.2	30	24877	4.8	31	23426	3.7	

Average Flows

	Mon	Tue	Wed	Thur	Fri	Sat	Sun	ADT	AWT
24hr	26749	27098	27482	29099	29817	24963	22778	26869	28133
%>6.6m	13.8	14.4	14.4	14	11.4	5.6	4.3	11.2	13.4
18hr	25582	25779	26146	27792	28594	23774	22068	25685	26865
%>6.6m	13	13	13	12.6	10.2	4.4	4	10.1	12.2
16hr	24900	24877	25244	26824	27420	22961	21509	24822	25928
%>6.6m	12.8	13	13	12.6	10.3	4.4	3.9	10.1	12.2
12hr	21208	20983	21295	22458	23487	20226	18696	21222	21962
%>6.6m	12.8	12.8	13	12.8	10.2	4.2	3.6	9.9	12.2
No.days	4	4	4	4	5	5	5		

Average Hourly Variation

	Mon	Tue	Wed	Thur	Fri	Sat	Sun	ADT	AWT	ADT	AWT	ADT	AWT	ADT	AWT	ADT	AWT	ADT	AWT	ADT	AWT			
Mon	125	68	66	111	227	570	1777	2473	1901	1696	1679	1712	1656	1578	1612	1745	2057	1855	1245	884	577	453	401	281
Tue	172	145	125	130	240	507	1746	2508	1937	1629	1530	1555	1481	1493	1562	1787	2124	1967	1412	964	627	558	512	390
Wed	218	128	115	133	243	501	1678	2436	1932	1700	1605	1618	1501	1510	1658	1882	2073	1928	1455	1030	700	543	482	420
Thur	203	107	129	140	230	499	1669	2476	1999	1721	1726	1702	1690	1651	1787	1961	2149	2028	1569	1227	849	622	522	446
Fri	219	140	111	138	199	416	1265	2049	1799	1797	1872	1969	1996	2072	2150	2159	2164	1844	1617	1211	834	623	593	582
Sat	311	219	153	128	152	226	481	823	1212	1682	2146	2156	2126	2009	1866	1715	1644	1558	1289	910	817	526	401	413
Sun	243	119	76	68	91	137	336	559	813	1381	1951	2267	2231	2027	1690	1543	1536	1385	1313	1225	809	442	306	254

Month	24hr	24hr	24hr	24hr	18hr	18hr	18hr	18hr	16hr	16hr	16hr	16hr	12hr	12hr	12hr	12hr
	ADT	%>6.6m	AWT	%>6.6m	ADT	%>6.6m	AWT	%>6.6m	ADT	%>6.6m	AWT	%>6.6m	ADT	%>6.6m	AWT	%>6.6m
Sep-23	28440	11	28865	13.2	27041	10.1	27420	12.2	26147	10.1	26554	12.1	22018	10	22203	12.1
Oct-23	28279	11.7	28679	13.2	26867	10.7	27239	12.2	25925	10.8	26311	12.2	21971	10.6	22190	12.2
Nov-23	27265	11.7	28331	14	26057	10.6	27048	12.8	25094	10.7	26077	12.8	21281	10.5	21974	12.8
Dec-23	24129	9.8	25157	11.9	23062	8.8	24064	10.9	22167	8.8	23133	10.9	18817	8.6	19505	10.8
Jan-24	24665	12.5	25212	13.6	23502	11.4	24009	12.4	22623	11.4	23118	12.4	19134	11.3	19474	12.4
Feb-24	26470	11.4	27339	13.3	25291	10.3	26086	12.1	24422	10.3	25261	12.1	20810	10.2	21388	12.1
Mar-24	26869	11.2	28133	13.4	25685	10.1	26865	12.2	24822	10.1	25928	12.2	21222	9.9	21962	12.2
Average	26588	11.3	27388	13.2	25358	10.3	26104	12.1	24457	10.3	25197	12.1	20750	10.2	21242.3	12.1









Monthly report for Siteld : 297

Mar-24

24 Hour Flows by Day of Month

Mon	Flow	6.6m	Tue	Flow	6.6m	Wed	Flow	6.6m	Thur	Flow	6.6m	Fri	Flow	6.6m	Sat	Flow	6.6m	Sun	Flow	6.6m	
													1	44477	10.6	2	34692	4.7	3	36365	3.4
4	41638	11.1	5	42531	11.3	6	43677	11.2	7	43754	11.4	8	45961	10.9	9	36973	4.8	10	37631	3.5	
11	40638	11.1	12	41356	12.2	13	41840	11.9	14	41027	11.5	15	43509	10.5	16	33965	4.4	17	35044	3.6	
18	41333	10.9	19	41358	11.2	20	40963	11.5	21	42631	11.3	22	44773	10.5	23	33245	4.6	24	36243	3.8	
25	40765	11.3	26	43262	11.2	27	43711	11.5	28	44663	11	29	32892	6.2	30	35374	3.8	31	34696	2.6	

Average Flows

	Mon	Tue	Wed	Thur	Fri	Sat	Sun												ADT	AWT
24hr	41094	42127	42548	43019	42322	34850	35996												40210	42227
%>6.6m	11.1	11.5	11.5	11.3	9.9	4.4	3.4												9.2	11
18hr	39156	40071	40448	40961	40250	33137	34585												38298	40181
%>6.6m	10.6	10.6	10.6	10.5	9	3.6	3.1												8.4	10.2
16hr	38350	39179	39532	39972	38938	31858	33685												37273	39182
%>6.6m	10.4	10.4	10.4	10.3	8.9	3.5	3												8.3	10
12hr	33329	33796	34074	34576	33658	27736	29117												32292	33876
%>6.6m	10.4	10.4	10.5	10.4	8.9	3.4	2.9												8.3	10.1
No.days	4	4	4	4	5	5	5													

Average Hourly Variation

Mon	202	131	119	182	350	955	2147	2959	2980	2482	2473	2456	2438	2534	2802	3201	3809	3276	1921	1291	912	671	500	307
Tue	204	180	182	202	353	935	2303	3040	3017	2425	2235	2254	2378	2505	2811	3383	3864	3634	2252	1393	935	752	575	318
Wed	214	180	185	212	346	964	2183	3012	3038	2395	2365	2364	2454	2603	2847	3400	3726	3638	2232	1457	1046	773	578	339
Thur	207	171	172	204	360	944	2163	2937	3031	2574	2382	2423	2571	2712	3039	3496	3770	3414	2229	1482	989	763	598	391
Fri	277	209	217	243	362	764	1650	2357	2547	2426	2593	2648	2838	2999	3337	3349	3306	3029	2230	1602	1145	883	776	536
Sat	366	245	212	247	251	392	637	964	1464	1990	2497	2558	2622	2671	2581	2680	2752	2803	2154	1547	1091	847	760	519
Sun	332	228	165	202	205	324	492	787	1052	1670	2491	2951	3103	3041	2967	2968	3001	2795	2292	1875	1302	899	556	344

Month	24hr	24hr	24hr	24hr	18hr	18hr	18hr	18hr	16hr	16hr	16hr	16hr	12hr	12hr	12hr	12hr
	ADT	%>6.6m	AWT	%>6.6m	ADT	%>6.6m	AWT	%>6.6m	ADT	%>6.6m	AWT	%>6.6m	ADT	%>6.6m	AWT	%>6.6m
Sep-23	43336	8.9	44092	10.6	41156	8.2	41900	9.9	39532	8.2	40577	9.9	33579	8.4	34667	10.1
Oct-23	42329	9.4	43204	10.6	40327	8.8	41164	10	38983	8.7	39935	9.9	33299	8.9	34263	10.1
Nov-23	41232	9.4	43005	11.3	39337	8.7	40989	10.5	38166	8.6	39895	10.4	32846	8.8	34412	10.5
Dec-23	36133	8.1	38344	9.8	34415	7.4	36578	9.1	33259	7.3	35417	9	28719	7.3	30518	9
Jan-24	37552	10.1	38592	11	35818	9.5	36807	10.3	34953	9.4	35959	10.2	30198	9.4	31041	10.3
Feb-24	39517	9.3	41299	10.8	37713	8.6	39389	10.1	36688	8.5	38362	9.9	31726	8.5	33027	10
Mar-24	40210	9.2	42227	11	38298	8.4	40181	10.2	37273	8.3	39182	10	32292	8.3	33876	10.1
Average	40044	9.2	41538	10.7	38152	8.5	39573	10.0	36979	8.4	38475	9.9	31808	8.5	33114.9	10.0







Monthly report for Siteld : 5863

Mar-24

24 Hour Flows by Day of Month

Mon	Flow	6.6m	Tue	Flow	6.6m	Wed	Flow	6.6m	Thur	Flow	6.6m	Fri	Flow	6.6m	Sat	Flow	6.6m	Sun	Flow	6.6m
							1	52227	16.3	2	35548	9.1	3	41339	6.7					
4	50976	17.8	5	50930	18.9	6	51978	18.6	7	53384	18.2	8	53082	15.8	9	39050	8.4	10	41360	6.5
11	52245	17.9	12	49378	18.7	13	49923	19.4	14	52756	18.3	15	51611	16.8	16	36091	9.1	17	39130	7.4
18	51849	18.1	19	51578	19.2	20	53800	19	21	52822	18.5	22	55290	15.9	23	38179	9.2	24	41265	7.3
25	52750	18.2	26	51960	19.6	27	54170	19.4	28	57911	17.3	29	43157	10.4	30	39330	7.2	31	38007	5.5

Average Flows

	Mon	Tue	Wed	Thur	Fri	Sat	Sun												ADT	AWT
24hr	51955	50962	52468	54218	51073	37640	40220												48169	52085
%>6.6m	18	19.1	19.1	18	15.2	8.6	6.7												15.4	17.8
18hr	49368	48799	50301	51919	49008	36088	38986												46163	49837
%>6.6m	17.1	17.9	17.9	16.8	13.9	7.3	6.1												14.2	16.6
16hr	48457	47769	49202	50747	47858	34993	38052												45111	48761
%>6.6m	16.6	17.5	17.5	16.4	13.7	7.1	5.8												13.9	16.2
12hr	42167	41367	42770	43948	41888	30948	33344												39377	42402
%>6.6m	15.9	16.9	16.9	15.9	13.1	6.7	5.5												13.3	15.6
No.days	4	4	4	4	5	5	5													

Average Hourly Variation

Mon	206	168	190	262	558	1204	2785	3807	3555	3182	3205	3279	3238	3262	3517	3979	4747	4078	2320	1573	1124	809	585	326
Tue	207	175	194	220	373	994	2800	3828	3647	3081	2713	2761	2913	3040	3437	4131	5024	4325	2469	1621	1153	828	682	349
Wed	232	178	192	213	391	962	2699	3787	3610	3129	3040	3019	3181	3251	3692	4200	4784	4546	2532	1642	1193	898	702	397
Thur	257	208	215	250	407	963	2585	3675	3550	3054	3039	3062	3291	3517	3898	4483	5145	4439	2797	1877	1333	1004	751	422
Fri	278	209	198	226	343	811	1951	2866	2877	2996	3520	3659	3649	3867	4058	4277	4303	3464	2351	1773	1356	890	715	434
Sat	305	218	184	178	230	436	776	1200	1636	2235	2878	3292	3227	3077	2883	2800	2797	2857	2068	1466	1021	781	642	453
Sun	298	193	163	158	181	280	452	796	1127	1899	3002	3622	3676	3631	3472	3425	3364	2963	2369	1965	1391	900	583	351



Month	24hr	24hr	24hr	24hr	18hr	18hr	18hr	18hr	16hr	16hr	16hr	16hr	12hr	12hr	12hr	12hr
	ADT	%>6.6m	AWT	%>6.6m	ADT	%>6.6m	AWT	%>6.6m	ADT	%>6.6m	AWT	%>6.6m	ADT	%>6.6m	AWT	%>6.6m
Sep-23	51926	15.1	54595	17.4	49627	14	52117	16.3	48062	13.7	50723	15.9	41522	13.2	43865	15.3
Oct-23	52142	15.9	53953	17.6	49844	14.7	51516	16.5	48415	14.4	50139	16.1	41854	13.9	43389	15.5
Nov-23	49233	15.9	52678	18.5	46992	14.6	50177	17.2	45703	14.2	48869	16.7	39592	13.6	42281	15.9
Dec-23	43456	14.3	47634	16.6	41489	13	45464	15.3	40355	12.6	44243	14.9	35313	11.9	38526	14.1
Jan-24	44758	16.8	46624	17.9	42733	15.6	44478	16.6	41707	15.1	43426	16.2	36457	14.4	37888	15.4
Feb-24	47821	15.9	51490	17.9	45707	14.7	49171	16.7	44614	14.3	48054	16.3	38995	13.7	41820	15.6
Mar-24	48169	15.4	52085	17.8	46163	14.2	49837	16.6	45111	13.9	48761	16.2	39377	13.3	42402	15.6
Average	48215	15.6	51294	17.7	46079	14.4	48966	16.5	44852	14.0	47745	16.0	39016	13.4	41453.0	15.3

7/3/22







Monthly report for Siteld : 2705

Mar-24

24 Hour Flows by Day of Month

Mon	Flow	6.6m	Tue	Flow	6.6m	Wed	Flow	6.6m	Thur	Flow	6.6m	Fri	Flow	6.6m	Sat	Flow	6.6m	Sun	Flow	6.6m	
													1	56775	16	2	37039	9.9	3	36062	7.5
4	49274	17.7	5	49846	19.6	6	51890	18.9	7	53341	18.5	8	57642	16.1	9	40131	9.3	10	36090	7.3	
11	50377	17.5	12	49264	19.4	13	49937	19.7	14	51701	18.1	15	56069	15.7	16	37676	9.4	17	34199	8	
18	50365	17.7	19	49825	18.9	20	51438	18.9	21	53163	18.6	22	58201	15.8	23	40018	8.8	24	38141	7.6	
25	51716	17.4	26	51078	19.2	27	55124	18.7	28	63987	16.1	29	46587	11.8	30	41065	6.8	31	33617	5.8	

Average Flows

	Mon	Tue	Wed	Thur	Fri	Sat	Sun											ADT	AWT	
24hr	50433	50003	52097	55548	55055	39186	35622											48267	52743	
%>6.6m	17.6	19.3	19	17.7	15.2	8.8	7.2											15.4	17.6	
18hr	47925	47293	49322	52798	52168	37196	34190											45820	50009	
%>6.6m	16.4	17.2	17	15.8	13.2	6.8	6.3											13.6	15.7	
16hr	46983	46292	48239	50992	50723	35961	33066											44584	48745	
%>6.6m	16.1	16.9	16.7	15.7	13.1	6.6	6											13.4	15.5	
12hr	41083	40084	41597	43256	44196	31985	28545											38685	42146	
%>6.6m	15.7	16.5	16.4	15.6	12.8	6.2	5.5											13	15.2	
No.days	4	4	4	4	5	5	5													

Average Hourly Variation

Mon	326	253	194	269	424	1043	2778	5160	4372	3329	2962	3099	3142	3141	3194	3235	3775	3487	2189	1401	976	745	541	400
Tue	317	326	281	356	434	997	2736	4818	4577	3396	2674	2702	2724	2738	2934	3282	3936	3677	2627	1513	1113	846	610	391
Wed	356	345	296	330	439	1009	2713	5051	4470	3433	2810	2743	2849	3013	3151	3470	4052	3743	2813	1781	1243	907	638	446
Thur	363	341	293	338	455	961	2608	4939	4376	3410	3051	2998	3268	3131	3364	3609	4182	3741	3189	2253	1643	1233	1071	735
Fri	479	385	326	377	444	875	2125	3959	3645	3386	3452	3614	3589	3667	4040	4123	4253	3653	2813	2008	1351	1043	896	549
Sat	391	323	276	263	288	449	826	1361	1989	2662	3320	3566	3570	3259	2923	2567	2413	2359	1995	1353	1005	792	690	545
Sun	384	280	204	159	189	271	505	828	1217	1960	2585	3111	3215	3041	2816	2639	2600	2437	2096	1783	1325	908	632	492

Month	24hr	24hr	24hr	24hr	18hr	18hr	18hr	18hr	16hr	16hr	16hr	16hr	12hr	12hr	12hr	12hr
	ADT	%>6.6m	AWT	%>6.6m	ADT	%>6.6m	AWT	%>6.6m	ADT	%>6.6m	AWT	%>6.6m	ADT	%>6.6m	AWT	%>6.6m
Sep-23	51531	15.3	54416	17.4	48773	13.5	51480	15.6	47399	13.3	50088	15.3	40787	13	42944	15.1
Oct-23	51137	15.9	53352	17.4	48407	14.1	50490	15.6	47047	13.9	49117	15.4	40535	13.5	42169	15.1
Nov-23	47693	16.1	51807	18.3	45054	14	48908	16.2	43746	13.8	47548	15.9	37575	13.4	40668	15.6
Dec-23	43715	14.3	48004	16.5	41314	12.3	45411	14.4	39932	12	43920	14.2	34558	11.6	37873	13.8
Jan-24	43667	17	45639	18	41297	15.1	43174	16.1	40122	14.8	41978	15.9	34786	14.5	36349	15.5
Feb-24	47038	15.9	50749	17.6	44607	14	48158	15.8	43411	13.8	46990	15.6	37696	13.4	40637	15.3
Mar-24	48267	15.4	52743	17.6	45820	13.6	50009	15.7	44584	13.4	48745	15.5	38685	13	42146	15.2
Average	47578	15.7	50959	17.5	45039	13.8	48233	15.6	43749	13.6	46912	15.4	37803	13.2	40398.0	15.1

**M55/5251A - L73 - Hourly traffic flow data**

Site Name	Report Date	Time Period Ending	Time Interval	0 - 520 cm	521 - 660 cm	661 - 1160 cm	1160+ cm	Total Volume	
M55/5251A	07/02/2024	00:00	00:14:00	0	36	6	0	5	47
M55/5251A	07/02/2024	00:00	00:29:00	1	18	0	0	3	21
M55/5251A	07/02/2024	00:00	00:44:00	2	21	3	0	2	26
M55/5251A	07/02/2024	00:00	00:59:00	3	9	2	1	4	16
M55/5251A	07/02/2024	00:00	01:14:00	4	16	2	0	3	21
M55/5251A	07/02/2024	00:00	01:29:00	5	13	2	3	5	23
M55/5251A	07/02/2024	00:00	01:44:00	6	7	2	2	1	12
M55/5251A	07/02/2024	00:00	01:59:00	7	8	7	2	1	18
M55/5251A	07/02/2024	00:00	02:14:00	8	9	0	2	1	12
M55/5251A	07/02/2024	00:00	02:29:00	9	15	3	6	1	25
M55/5251A	07/02/2024	00:00	02:44:00	10	13	1	1	4	19
M55/5251A	07/02/2024	00:00	02:46:00	11	8	8	0	0	15
M55/5251A	07/02/2024	00:00	03:14:00	12	15	0	0	0	15
M55/5251A	07/02/2024	00:00	03:29:00	13	21	6	2	4	33
M55/5251A	07/02/2024	00:00	03:39:00	14	18	8	0	2	27
M55/5251A	07/02/2024	00:00	03:48:00	15	23	0	4	0	26
M55/5251A	07/02/2024	00:00	04:10:00	16	30	5	10	0	45
M55/5251A	07/02/2024	00:00	04:29:00	17	43	5	3	7	58
M55/5251A	07/02/2024	00:00	04:44:00	18	44	6	3	5	58
M55/5251A	07/02/2024	00:00	04:59:00	19	49	1	9	3	62
M55/5251A	07/02/2024	00:00	05:14:00	20	90	12	8	1	111
M55/5251A	07/02/2024	00:00	05:29:00	21	110	11	12	5	138
M55/5251A	07/02/2024	00:00	05:44:00	22	168	20	21	6	215
M55/5251A	07/02/2024	00:00	05:59:00	23	266	32	10	5	313
M55/5251A	07/02/2024	00:00	06:14:00	24	335	52	21	12	420
M55/5251A	07/02/2024	00:00	06:29:00	25	491	64	25	9	589
M55/5251A	07/02/2024	00:00	06:44:00	26	524	70	27	20	641
M55/5251A	07/02/2024	00:00	06:59:00	27	530	78	23	13	644
M55/5251A	07/02/2024	00:00	07:14:00	28	619	63	26	15	723
M55/5251A	07/02/2024	00:00	07:29:00	29	756	66	21	16	859
M55/5251A	07/02/2024	00:00	07:44:00	30	811	58	32	10	911
M55/5251A	07/02/2024	00:00	07:59:00	31	747	75	37	12	871
M55/5251A	07/02/2024	00:00	08:14:00	32	670	72	34	19	795
M55/5251A	07/02/2024	00:00	08:29:00	33	670	67	44	15	796
M55/5251A	07/02/2024	00:00	08:44:00	34	590	50	36	19	695
M55/5251A	07/02/2024	00:00	08:59:00	35	484	54	35	10	583
M55/5251A	07/02/2024	00:00	09:14:00	36	484	49	36	15	584
M55/5251A	07/02/2024	00:00	09:29:00	37	464	44	33	23	564
M55/5251A	07/02/2024	00:00	09:44:00	38	398	38	29	13	478
M55/5251A	07/02/2024	00:00	09:59:00	39	356	47	37	18	458
M55/5251A	07/02/2024	00:00	10:14:00	40	357	41	46	20	464
M55/5251A	07/02/2024	00:00	10:29:00	41	373	51	53	26	503
M55/5251A	07/02/2024	00:00	10:44:00	42	353	41	42	22	458
M55/5251A	07/02/2024	00:00	10:52:00	43	330	83	38	15	465
M55/5251A	07/02/2024	00:00	11:14:59	44					
M55/5251A	07/02/2024	00:00	11:29:00	45	354	45	34	22	455
M55/5251A	07/02/2024	00:00	11:44:00	46	331	33	40	29	433
M55/5251A	07/02/2024	00:00	11:59:00	47	324	53	42	28	447

M55/5251A	07/02/2024 00:00	12:14:00	48	344	47	37	16	444
M55/5251A	07/02/2024 00:00	12:29:00	49	382	58	46	20	506
M55/5251A	07/02/2024 00:00	12:44:00	50	395	33	44	20	492
M55/5251A	07/02/2024 00:00	12:59:00	51	398	37	41	19	495
M55/5251A	07/02/2024 00:00	13:14:00	52	324	46	40	28	438
M55/5251A	07/02/2024 00:00	13:29:00	53	384	45	40	23	492
M55/5251A	07/02/2024 00:00	13:44:00	54	424	47	55	21	547
M55/5251A	07/02/2024 00:00	13:59:00	55	379	53	39	18	489
M55/5251A	07/02/2024 00:00	14:14:00	56	380	61	47	26	514
M55/5251A	07/02/2024 00:00	14:29:00	57	449	66	35	15	565
M55/5251A	07/02/2024 00:00	14:44:00	58	462	60	48	15	585
M55/5251A	07/02/2024 00:00	14:59:00	59	455	72	39	17	583
M55/5251A	07/02/2024 00:00	15:14:00	60	531	76	43	27	677
M55/5251A	07/02/2024 00:00	15:29:00	61	596	78	39	19	732
M55/5251A	07/02/2024 00:00	15:44:00	62	652	103	40	16	811
M55/5251A	07/02/2024 00:00	15:59:00	63	689	88	30	10	817
M55/5251A	07/02/2024 00:00	16:14:00	64	765	92	40	10	907
M55/5251A	07/02/2024 00:00	16:29:00	65	827	107	31	9	974
M55/5251A	07/02/2024 00:00	16:44:00	66	817	88	19	15	939
M55/5251A	07/02/2024 00:00	16:59:00	67	669	69	26	5	769
M55/5251A	07/02/2024 00:00	17:14:00	68	650	52	14	9	725
M55/5251A	07/02/2024 00:00	17:29:00	69	643	55	13	7	718
M55/5251A	07/02/2024 00:00	17:44:00	70	620	33	10	13	676
M55/5251A	07/02/2024 00:00	17:59:00	71	482	38	8	16	543
M55/5251A	07/02/2024 00:00	18:14:00	72	451	29	6	2	488
M55/5251A	07/02/2024 00:00	18:29:00	73	404	30	7	4	445
M55/5251A	07/02/2024 00:00	18:44:00	74	354	19	7	4	384
M55/5251A	07/02/2024 00:00	18:59:00	75	319	15	5	4	343
M55/5251A	07/02/2024 00:00	19:14:00	76	265	14	6	1	286
M55/5251A	07/02/2024 00:00	19:29:00	77	273	16	7	4	300
M55/5251A	07/02/2024 00:00	19:44:00	78	232	13	9	8	262
M55/5251A	07/02/2024 00:00	19:59:00	79	216	10	3	5	234
M55/5251A	07/02/2024 00:00	20:14:00	80	197	15	4	2	218
M55/5251A	07/02/2024 00:00	20:29:00	81	190	7	2	3	202
M55/5251A	07/02/2024 00:00	20:44:00	82	163	4	2	5	174
M55/5251A	07/02/2024 00:00	20:59:00	83	151	7	4	3	165
M55/5251A	07/02/2024 00:00	21:14:00	84	120	5	8	2	135
M55/5251A	07/02/2024 00:00	21:29:00	85	142	4	5	4	155
M55/5251A	07/02/2024 00:00	21:44:00	86	104	6	7	4	121
M55/5251A	07/02/2024 00:00	21:59:00	87	109	7	0	0	116
M55/5251A	07/02/2024 00:00	22:14:00	88	111	6	4	3	124
M55/5251A	07/02/2024 00:00	22:29:00	89	85	5	4	4	98
M55/5251A	07/02/2024 00:00	22:44:00	90	58	5	7	2	72
M55/5251A	07/02/2024 00:00	22:59:00	91	55	2	1	1	59
M55/5251A	07/02/2024 00:00	23:14:00	92	53	4	3	2	62
M55/5251A	07/02/2024 00:00	23:29:00	93	33	1	3	3	40
M55/5251A	07/02/2024 00:00	23:44:00	94	41	2	1	2	46
M55/5251A	07/02/2024 00:00	23:59:00	95	31	2	4	3	40



**M55/5251L - Link 73 - Hourly traffic flow data**

Site Name	Report Date	Time Period Ending	Time Interval	0 - 520 cm	521 - 660 cm	661 - 1160 cm	1160+ cm	Total Volume	
M55/5251L	07/02/2024	00:00	00:14:00	0	40	9	2	3	54
M55/5251L	07/02/2024	00:00	00:29:00	1	31	1	1	2	35
M55/5251L	07/02/2024	00:00	00:44:00	2	23	4	1	3	31
M55/5251L	07/02/2024	00:00	00:59:00	3	27	3	1	3	34
M55/5251L	07/02/2024	00:00	01:14:00	4	15	3	0	2	20
M55/5251L	07/02/2024	00:00	01:29:00	5	18	2	4	4	28
M55/5251L	07/02/2024	00:00	01:44:00	6	14	2	1	4	21
M55/5251L	07/02/2024	00:00	01:59:00	7	13	1	1	0	15
M55/5251L	07/02/2024	00:00	02:14:00	8	11	3	0	2	16
M55/5251L	07/02/2024	00:00	02:29:00	9	23	7	0	3	33
M55/5251L	07/02/2024	00:00	02:44:00	10	8	2	0	1	11
M55/5251L	07/02/2024	00:00	02:45:00	11	15	0	0	0	15
M55/5251L	07/02/2024	00:00	03:14:00	12	15	0	0	0	15
M55/5251L	07/02/2024	00:00	03:29:00	13	7	3	2	6	18
M55/5251L	07/02/2024	00:00	03:38:00	14	8	0	0	0	8
M55/5251L	07/02/2024	00:00	03:48:00	15	11	0	0	8	19
M55/5251L	07/02/2024	00:00	04:10:00	16	15	0	0	0	15
M55/5251L	07/02/2024	00:00	04:29:00	17	13	3	2	3	22
M55/5251L	07/02/2024	00:00	04:44:00	18	21	2	4	2	29
M55/5251L	07/02/2024	00:00	04:59:00	19	25	5	2	3	35
M55/5251L	07/02/2024	00:00	05:14:00	20	27	3	7	5	42
M55/5251L	07/02/2024	00:00	05:29:00	21	53	3	5	15	76
M55/5251L	07/02/2024	00:00	05:44:00	22	68	2	8	8	86
M55/5251L	07/02/2024	00:00	05:59:00	23	65	6	10	20	101
M55/5251L	07/02/2024	00:00	06:14:00	24	74	7	15	10	106
M55/5251L	07/02/2024	00:00	06:29:00	25	208	18	13	16	255
M55/5251L	07/02/2024	00:00	06:44:00	26	357	48	22	21	448
M55/5251L	07/02/2024	00:00	06:59:00	27	490	58	34	15	597
M55/5251L	07/02/2024	00:00	07:14:00	28	545	68	40	23	676
M55/5251L	07/02/2024	00:00	07:29:00	29	739	73	46	23	881
M55/5251L	07/02/2024	00:00	07:44:00	30	788	81	50	25	944
M55/5251L	07/02/2024	00:00	07:59:00	31	748	83	44	18	893
M55/5251L	07/02/2024	00:00	08:14:00	32	676	98	47	14	835
M55/5251L	07/02/2024	00:00	08:29:00	33	690	69	78	11	848
M55/5251L	07/02/2024	00:00	08:44:00	34	688	103	65	21	877
M55/5251L	07/02/2024	00:00	08:59:00	35	685	87	52	15	839
M55/5251L	07/02/2024	00:00	09:14:00	36	555	81	47	17	700
M55/5251L	07/02/2024	00:00	09:29:00	37	496	62	38	22	618
M55/5251L	07/02/2024	00:00	09:44:00	38	434	52	46	21	553
M55/5251L	07/02/2024	00:00	09:59:00	39	441	54	50	27	572
M55/5251L	07/02/2024	00:00	10:14:00	40	377	50	43	16	486
M55/5251L	07/02/2024	00:00	10:29:00	41	390	32	35	21	478
M55/5251L	07/02/2024	00:00	10:43:00	42	388	56	33	25	501
M55/5251L	07/02/2024	00:00	10:52:00	43	270	38	23	8	338
M55/5251L	07/02/2024	00:00	11:14:00	44	420	30	45	15	510
M55/5251L	07/02/2024	00:00	11:29:00	45	360	53	42	22	477
M55/5251L	07/02/2024	00:00	11:44:00	46	347	58	40	16	461
M55/5251L	07/02/2024	00:00	11:59:00	47	347	37	48	19	451

M55/5251L	07/02/2024 00:00	12:14:00	48	347	54	41	14	456
M55/5251L	07/02/2024 00:00	12:29:00	49	411	47	37	21	516
M55/5251L	07/02/2024 00:00	12:44:00	50	292	38	28	17	375
M55/5251L	07/02/2024 00:00	12:59:00	51	358	45	34	25	462
M55/5251L	07/02/2024 00:00	13:14:00	52	341	38	28	15	422
M55/5251L	07/02/2024 00:00	13:29:00	53	376	44	23	18	461
M55/5251L	07/02/2024 00:00	13:44:00	54	341	42	27	21	431
M55/5251L	07/02/2024 00:00	13:59:00	55	381	42	30	20	473
M55/5251L	07/02/2024 00:00	14:14:00	56	369	35	35	16	455
M55/5251L	07/02/2024 00:00	14:29:00	57	340	51	28	15	434
M55/5251L	07/02/2024 00:00	14:44:00	58	401	34	32	14	481
M55/5251L	07/02/2024 00:00	14:59:00	59	452	50	27	19	548
M55/5251L	07/02/2024 00:00	15:14:00	60	409	43	23	18	493
M55/5251L	07/02/2024 00:00	15:29:00	61	514	48	31	23	616
M55/5251L	07/02/2024 00:00	15:44:00	62	482	56	39	18	595
M55/5251L	07/02/2024 00:00	15:59:00	63	630	75	22	12	739
M55/5251L	07/02/2024 00:00	16:14:00	64	631	58	19	13	721
M55/5251L	07/02/2024 00:00	16:29:00	65	670	64	35	11	780
M55/5251L	07/02/2024 00:00	16:44:00	66	786	59	21	15	881
M55/5251L	07/02/2024 00:00	16:59:00	67	795	58	18	9	880
M55/5251L	07/02/2024 00:00	17:14:00	68	802	60	19	7	888
M55/5251L	07/02/2024 00:00	17:29:00	69	786	36	12	6	840
M55/5251L	07/02/2024 00:00	17:44:00	70	728	34	8	8	778
M55/5251L	07/02/2024 00:00	17:59:00	71	731	35	10	11	786
M55/5251L	07/02/2024 00:00	18:14:00	72	578	34	6	1	619
M55/5251L	07/02/2024 00:00	18:29:00	73	565	24	4	5	598
M55/5251L	07/02/2024 00:00	18:44:00	74	539	18	8	6	571
M55/5251L	07/02/2024 00:00	18:59:00	75	364	25	8	5	402
M55/5251L	07/02/2024 00:00	19:14:00	76	371	19	7	9	406
M55/5251L	07/02/2024 00:00	19:29:00	77	331	13	3	5	352
M55/5251L	07/02/2024 00:00	19:44:00	78	278	13	7	4	302
M55/5251L	07/02/2024 00:00	19:59:00	79	259	12	6	8	285
M55/5251L	07/02/2024 00:00	20:14:00	80	212	11	1	1	225
M55/5251L	07/02/2024 00:00	20:29:00	81	177	9	5	4	195
M55/5251L	07/02/2024 00:00	20:44:00	82	118	7	4	3	132
M55/5251L	07/02/2024 00:00	20:59:00	83	165	10	5	3	183
M55/5251L	07/02/2024 00:00	21:14:00	84	193	7	8	2	210
M55/5251L	07/02/2024 00:00	21:29:00	85	176	7	4	4	191
M55/5251L	07/02/2024 00:00	21:44:00	86	123	9	2	1	135
M55/5251L	07/02/2024 00:00	21:59:00	87	85	2	5	0	92
M55/5251L	07/02/2024 00:00	22:14:00	88	139	12	4	2	157
M55/5251L	07/02/2024 00:00	22:29:00	89	159	9	5	5	178
M55/5251L	07/02/2024 00:00	22:44:00	90	101	5	2	2	110
M55/5251L	07/02/2024 00:00	22:59:00	91	84	3	5	3	95
M55/5251L	07/02/2024 00:00	23:14:00	92	50	5	3	0	58
M55/5251L	07/02/2024 00:00	23:29:00	93	45	1	2	1	49
M55/5251L	07/02/2024 00:00	23:44:00	94	67	3	0	6	76
M55/5251L	07/02/2024 00:00	23:59:00	95	25	4	0	1	30

**M6/7580B- L77 - Hourly traffic flow data**

Site Name	Report Date	Time Period Ending	Time Interval	0 - 520 cm	521 - 660 cm	661 - 1160 cm	1160+ cm	Total Volume	
M6/7580B	07/02/2024	00:00	00:14:00	0	13	9	8	20	50
M6/7580B	07/02/2024	00:00	00:29:00	1	17	1	0	25	43
M6/7580B	07/02/2024	00:00	00:44:00	2	41	5	3	22	71
M6/7580B	07/02/2024	00:00	00:59:00	3	22	5	5	23	55
M6/7580B	07/02/2024	00:00	01:14:00	4	12	9	7	22	50
M6/7580B	07/02/2024	00:00	01:29:00	5	22	7	4	17	50
M6/7580B	07/02/2024	00:00	01:44:00	6	11	3	7	33	54
M6/7580B	07/02/2024	00:00	01:59:00	7	14	6	1	37	58
M6/7580B	07/02/2024	00:00	02:14:00	8	14	0	3	23	40
M6/7580B	07/02/2024	00:00	02:29:00	9	11	5	5	28	49
M6/7580B	07/02/2024	00:00	02:44:00	10	16	6	1	24	47
M6/7580B	07/02/2024	00:00	02:46:00	11	15	0	8	15	38
M6/7580B	07/02/2024	00:00	03:14:00	12	30	15	15	45	105
M6/7580B	07/02/2024	00:00	03:29:00	13	10	1	3	21	35
M6/7580B	07/02/2024	00:00	03:39:00	14	17	12	2	32	62
M6/7580B	07/02/2024	00:00	03:48:00	15	4	0	0	15	19
M6/7580B	07/02/2024	00:00	04:10:00	16	20	5	0	20	45
M6/7580B	07/02/2024	00:00	04:29:00	17	18	5	3	40	67
M6/7580B	07/02/2024	00:00	04:44:00	18	21	6	4	36	69
M6/7580B	07/02/2024	00:00	04:59:00	19	27	7	6	42	82
M6/7580B	07/02/2024	00:00	05:14:00	20	31	7	9	46	93
M6/7580B	07/02/2024	00:00	05:29:00	21	47	8	6	48	109
M6/7580B	07/02/2024	00:00	05:44:00	22	59	18	17	54	148
M6/7580B	07/02/2024	00:00	05:59:00	23	95	11	11	64	181
M6/7580B	07/02/2024	00:00	06:14:00	24	113	19	10	69	211
M6/7580B	07/02/2024	00:00	06:29:00	25	139	24	17	70	250
M6/7580B	07/02/2024	00:00	06:44:00	26	201	38	17	59	315
M6/7580B	07/02/2024	00:00	06:59:00	27	213	36	22	70	341
M6/7580B	07/02/2024	00:00	07:14:00	28	268	48	34	71	421
M6/7580B	07/02/2024	00:00	07:29:00	29	346	60	25	68	499
M6/7580B	07/02/2024	00:00	07:44:00	30	385	75	31	74	565
M6/7580B	07/02/2024	00:00	07:59:00	31	394	49	23	56	522
M6/7580B	07/02/2024	00:00	08:14:00	32	382	74	18	67	541
M6/7580B	07/02/2024	00:00	08:29:00	33	397	64	18	73	552
M6/7580B	07/02/2024	00:00	08:44:00	34	406	75	37	65	583
M6/7580B	07/02/2024	00:00	08:59:00	35	366	67	35	67	535
M6/7580B	07/02/2024	00:00	09:14:00	36	336	67	40	84	527
M6/7580B	07/02/2024	00:00	09:29:00	37	333	61	39	58	491
M6/7580B	07/02/2024	00:00	09:44:00	38	315	63	41	64	483
M6/7580B	07/02/2024	00:00	09:59:00	39	335	65	33	66	499
M6/7580B	07/02/2024	00:00	10:14:00	40	282	67	37	74	460
M6/7580B	07/02/2024	00:00	10:29:00	41	289	57	49	63	458
M6/7580B	07/02/2024	00:00	10:44:00	42	314	63	41	58	475
M6/7580B	07/02/2024	00:00	10:52:00	43	265	65	45	60	435
M6/7580B	07/02/2024	00:00	11:14:00	44	285	75	60	30	450
M6/7580B	07/02/2024	00:00	11:29:00	45	314	58	33	48	453
M6/7580B	07/02/2024	00:00	11:44:00	46	315	55	43	51	464
M6/7580B	07/02/2024	00:00	11:59:00	47	332	64	53	48	497
M6/7580B	07/02/2024	00:00	12:14:00	48	288	79	39	56	462
M6/7580B	07/02/2024	00:00	12:29:00	49	316	84	43	62	505
M6/7580B	07/02/2024	00:00	12:44:00	50	320	89	44	60	513
M6/7580B	07/02/2024	00:00	12:59:00	51	359	76	56	57	548

M6/7580B	07/02/2024 00:00	13:14:00	52	384	74	51	73	582
M6/7580B	07/02/2024 00:00	13:29:00	53	378	80	55	66	579
M6/7580B	07/02/2024 00:00	13:44:00	54	352	91	57	67	567
M6/7580B	07/02/2024 00:00	13:59:00	55	374	106	50	85	615
M6/7580B	07/02/2024 00:00	14:14:00	56	379	79	48	67	573
M6/7580B	07/02/2024 00:00	14:29:00	57	414	123	42	63	642
M6/7580B	07/02/2024 00:00	14:44:00	58	441	121	43	78	683
M6/7580B	07/02/2024 00:00	14:59:00	59	424	126	57	65	672
M6/7580B	07/02/2024 00:00	15:14:00	60	454	127	53	72	706
M6/7580B	07/02/2024 00:00	15:29:00	61	475	132	47	67	721
M6/7580B	07/02/2024 00:00	15:44:00	62	491	119	54	63	727
M6/7580B	07/02/2024 00:00	15:59:00	63	511	142	50	73	776
M6/7580B	07/02/2024 00:00	16:14:00	64	531	153	45	60	789
M6/7580B	07/02/2024 00:00	16:29:00	65	553	129	39	75	796
M6/7580B	07/02/2024 00:00	16:44:00	66	526	134	27	67	754
M6/7580B	07/02/2024 00:00	16:59:00	67	533	130	35	43	741
M6/7580B	07/02/2024 00:00	17:14:00	68	521	123	36	60	740
M6/7580B	07/02/2024 00:00	17:29:00	69	522	99	31	48	700
M6/7580B	07/02/2024 00:00	17:44:00	70	479	97	21	43	640
M6/7580B	07/02/2024 00:00	17:59:00	71	409	98	27	47	581
M6/7580B	07/02/2024 00:00	18:14:00	72	456	78	21	73	628
M6/7580B	07/02/2024 00:00	18:29:00	73	403	59	15	60	537
M6/7580B	07/02/2024 00:00	18:44:00	74	364	47	14	54	479
M6/7580B	07/02/2024 00:00	18:59:00	75	274	74	14	51	413
M6/7580B	07/02/2024 00:00	19:14:00	76	238	32	15	48	333
M6/7580B	07/02/2024 00:00	19:29:00	77	191	51	20	61	323
M6/7580B	07/02/2024 00:00	19:44:00	78	167	44	19	64	294
M6/7580B	07/02/2024 00:00	19:59:00	79	179	41	12	60	292
M6/7580B	07/02/2024 00:00	20:14:00	80	147	20	4	51	222
M6/7580B	07/02/2024 00:00	20:29:00	81	128	7	16	54	205
M6/7580B	07/02/2024 00:00	20:44:00	82	121	22	13	46	202
M6/7580B	07/02/2024 00:00	20:59:00	83	100	28	6	53	187
M6/7580B	07/02/2024 00:00	21:14:00	84	99	19	11	50	179
M6/7580B	07/02/2024 00:00	21:29:00	85	105	26	8	34	173
M6/7580B	07/02/2024 00:00	21:44:00	86	90	17	4	59	170
M6/7580B	07/02/2024 00:00	21:59:00	87	80	17	17	37	151
M6/7580B	07/02/2024 00:00	22:14:00	88	74	12	14	68	167
M6/7580B	07/02/2024 00:00	22:29:00	89	60	20	9	68	157
M6/7580B	07/02/2024 00:00	22:44:00	90	64	18	6	56	144
M6/7580B	07/02/2024 00:00	22:59:00	91	43	8	4	44	99
M6/7580B	07/02/2024 00:00	23:14:00	92	43	10	5	46	104
M6/7580B	07/02/2024 00:00	23:29:00	93	43	7	1	30	81
M6/7580B	07/02/2024 00:00	23:44:00	94	23	5	6	24	58
M6/7580B	07/02/2024 00:00	23:59:00	95	19	5	6	28	58

**M6/7536A - L78 - Hourly traffic flow data**

Site Name	Report Date	Time Period Ending	Time Interval	0 - 520 cm	521 - 660 cm	661 - 1160 cm	1160+ cm	Total Volume	
M6/7536A	07/02/2024	00:00	00:14:00	0	63	13	9	37	122
M6/7536A	07/02/2024	00:00	00:29:00	1	61	2	7	33	103
M6/7536A	07/02/2024	00:00	00:44:00	2	42	6	5	45	98
M6/7536A	07/02/2024	00:00	00:59:00	3	39	11	11	40	101
M6/7536A	07/02/2024	00:00	01:14:00	4	21	3	6	43	73
M6/7536A	07/02/2024	00:00	01:29:00	5	29	7	12	48	96
M6/7536A	07/02/2024	00:00	01:44:00	6	18	5	14	58	95
M6/7536A	07/02/2024	00:00	01:59:00	7	24	10	10	48	92
M6/7536A	07/02/2024	00:00	02:14:00	8	25	8	11	29	73
M6/7536A	07/02/2024	00:00	02:29:00	9	34	6	7	46	93
M6/7536A	07/02/2024	00:00	02:44:00	10	19	8	13	47	87
M6/7536A	07/02/2024	00:00	02:46:00	11	15	8	8	38	68
M6/7536A	07/02/2024	00:00	03:14:00	12	15	30	0	30	75
M6/7536A	07/02/2024	00:00	03:29:00	13	16	9	18	50	93
M6/7536A	07/02/2024	00:00	03:39:00	14	21	3	20	45	89
M6/7536A	07/02/2024	00:00	03:48:00	15	26	4	38	41	109
M6/7536A	07/02/2024	00:00	04:10:00	16	25	20	10	55	110
M6/7536A	07/02/2024	00:00	04:29:00	17	42	20	28	38	128
M6/7536A	07/02/2024	00:00	04:44:00	18	47	17	23	57	144
M6/7536A	07/02/2024	00:00	04:59:00	19	56	17	30	57	160
M6/7536A	07/02/2024	00:00	05:14:00	20	63	21	30	58	172
M6/7536A	07/02/2024	00:00	05:29:00	21	107	33	36	86	262
M6/7536A	07/02/2024	00:00	05:44:00	22	133	32	46	97	308
M6/7536A	07/02/2024	00:00	05:59:00	23	171	30	47	112	360
M6/7536A	07/02/2024	00:00	06:14:00	24	205	36	56	94	391
M6/7536A	07/02/2024	00:00	06:29:00	25	398	68	54	75	595
M6/7536A	07/02/2024	00:00	06:44:00	26	624	94	66	102	886
M6/7536A	07/02/2024	00:00	06:59:00	27	725	101	97	106	1029
M6/7536A	07/02/2024	00:00	07:14:00	28	934	129	98	88	1249
M6/7536A	07/02/2024	00:00	07:29:00	29	1096	161	97	92	1446
M6/7536A	07/02/2024	00:00	07:44:00	30	1086	146	93	75	1400
M6/7536A	07/02/2024	00:00	07:59:00	31	1096	150	85	67	1398
M6/7536A	07/02/2024	00:00	08:14:00	32	1047	170	93	69	1379
M6/7536A	07/02/2024	00:00	08:29:00	33	1021	139	127	63	1350
M6/7536A	07/02/2024	00:00	08:44:00	34	1103	172	114	84	1473
M6/7536A	07/02/2024	00:00	08:59:00	35	951	149	108	73	1281
M6/7536A	07/02/2024	00:00	09:14:00	36	849	119	91	72	1131
M6/7536A	07/02/2024	00:00	09:29:00	37	819	123	78	86	1106
M6/7536A	07/02/2024	00:00	09:44:00	38	709	98	79	74	960
M6/7536A	07/02/2024	00:00	09:59:00	39	729	122	82	79	1012
M6/7536A	07/02/2024	00:00	10:14:00	40	673	79	71	70	893
M6/7536A	07/02/2024	00:00	10:29:00	41	682	67	68	82	899
M6/7536A	07/02/2024	00:00	10:44:00	42	653	88	58	85	883
M6/7536A	07/02/2024	00:00	10:52:00	43	623	75	68	45	810
M6/7536A	07/02/2024	00:00	11:14:59	44					
M6/7536A	07/02/2024	00:00	11:29:00	45	654	100	69	90	913
M6/7536A	07/02/2024	00:00	11:44:00	46	629	101	70	84	884
M6/7536A	07/02/2024	00:00	11:59:00	47	632	69	70	80	851

M6/7536A	07/02/2024 00:00	12:14:00	48	630	79	72	88	869
M6/7536A	07/02/2024 00:00	12:29:00	49	681	76	54	80	891
M6/7536A	07/02/2024 00:00	12:44:00	50	551	61	51	85	748
M6/7536A	07/02/2024 00:00	12:59:00	51	658	60	57	90	865
M6/7536A	07/02/2024 00:00	13:14:00	52	632	74	48	81	835
M6/7536A	07/02/2024 00:00	13:29:00	53	628	82	49	77	836
M6/7536A	07/02/2024 00:00	13:44:00	54	629	68	52	78	827
M6/7536A	07/02/2024 00:00	13:59:00	55	678	77	56	94	905
M6/7536A	07/02/2024 00:00	14:14:00	56	620	63	61	77	821
M6/7536A	07/02/2024 00:00	14:29:00	57	668	69	65	73	875
M6/7536A	07/02/2024 00:00	14:44:00	58	694	62	54	86	896
M6/7536A	07/02/2024 00:00	14:59:00	59	723	79	49	68	919
M6/7536A	07/02/2024 00:00	15:14:00	60	740	85	40	78	943
M6/7536A	07/02/2024 00:00	15:29:00	61	842	73	47	90	1052
M6/7536A	07/02/2024 00:00	15:44:00	62	834	86	60	90	1070
M6/7536A	07/02/2024 00:00	15:59:00	63	978	109	41	93	1221
M6/7536A	07/02/2024 00:00	16:14:00	64	910	79	35	60	1084
M6/7536A	07/02/2024 00:00	16:29:00	65	1041	101	51	68	1261
M6/7536A	07/02/2024 00:00	16:44:00	66	1182	84	36	98	1400
M6/7536A	07/02/2024 00:00	16:59:00	67	1109	104	40	55	1308
M6/7536A	07/02/2024 00:00	17:14:00	68	1107	90	29	61	1287
M6/7536A	07/02/2024 00:00	17:29:00	69	1081	71	18	49	1219
M6/7536A	07/02/2024 00:00	17:44:00	70	1063	59	26	66	1214
M6/7536A	07/02/2024 00:00	17:59:00	71	968	61	18	62	1109
M6/7536A	07/02/2024 00:00	18:14:00	72	859	73	18	55	1005
M6/7536A	07/02/2024 00:00	18:29:00	73	798	39	11	60	908
M6/7536A	07/02/2024 00:00	18:44:00	74	787	34	23	72	916
M6/7536A	07/02/2024 00:00	18:59:00	75	573	43	17	59	692
M6/7536A	07/02/2024 00:00	19:14:00	76	554	26	11	70	661
M6/7536A	07/02/2024 00:00	19:29:00	77	515	28	16	37	596
M6/7536A	07/02/2024 00:00	19:44:00	78	427	22	14	51	514
M6/7536A	07/02/2024 00:00	19:59:00	79	415	16	7	40	478
M6/7536A	07/02/2024 00:00	20:14:00	80	347	22	12	39	420
M6/7536A	07/02/2024 00:00	20:29:00	81	278	14	10	33	335
M6/7536A	07/02/2024 00:00	20:44:00	82	220	13	10	34	277
M6/7536A	07/02/2024 00:00	20:59:00	83	276	14	12	45	347
M6/7536A	07/02/2024 00:00	21:14:00	84	327	23	16	43	409
M6/7536A	07/02/2024 00:00	21:29:00	85	260	20	10	36	326
M6/7536A	07/02/2024 00:00	21:44:00	86	186	16	12	36	250
M6/7536A	07/02/2024 00:00	21:59:00	87	146	8	12	24	190
M6/7536A	07/02/2024 00:00	22:14:00	88	295	18	10	38	361
M6/7536A	07/02/2024 00:00	22:29:00	89	343	18	9	55	425
M6/7536A	07/02/2024 00:00	22:44:00	90	210	5	8	49	272
M6/7536A	07/02/2024 00:00	22:59:00	91	150	7	14	40	211
M6/7536A	07/02/2024 00:00	23:14:00	92	95	4	5	35	139
M6/7536A	07/02/2024 00:00	23:29:00	93	66	4	6	24	100
M6/7536A	07/02/2024 00:00	23:44:00	94	104	4	5	36	149
M6/7536A	07/02/2024 00:00	23:59:00	95	51	10	6	36	103

**M6/7476A - L80 - Hourly traffic flow data**

Site Name	Report Date	Time Period	Ending	Time Interval	0 - 520 cm	521 - 660 cm	661 - 1160 cm	1160+ cm	Total Volume	
M6/7476A	07/02/2024	00:00	00:14:00		0	81	9	11	40	141
M6/7476A	07/02/2024	00:00	00:29:00		1	68	3	10	39	120
M6/7476A	07/02/2024	00:00	00:44:00		2	42	5	11	55	113
M6/7476A	07/02/2024	00:00	00:59:00		3	55	7	10	40	112
M6/7476A	07/02/2024	00:00	01:14:00		4	26	6	10	47	89
M6/7476A	07/02/2024	00:00	01:29:00		5	32	8	16	53	109
M6/7476A	07/02/2024	00:00	01:44:00		6	28	9	21	69	127
M6/7476A	07/02/2024	00:00	01:59:00		7	26	8	11	47	92
M6/7476A	07/02/2024	00:00	02:14:00		8	50	11	14	41	116
M6/7476A	07/02/2024	00:00	02:29:00		9	31	8	9	38	86
M6/7476A	07/02/2024	00:00	02:44:00		10	32	7	18	55	112
M6/7476A	07/02/2024	00:00	02:46:00		11	30	15	23	75	143
M6/7476A	07/02/2024	00:00	03:14:00		12	30	15	15	60	120
M6/7476A	07/02/2024	00:00	03:29:00		13	28	6	22	55	111
M6/7476A	07/02/2024	00:00	03:39:00		14	38	9	18	51	116
M6/7476A	07/02/2024	00:00	03:48:00		15	30	0	30	71	131
M6/7476A	07/02/2024	00:00	04:10:00		16	60	0	30	83	173
M6/7476A	07/02/2024	00:00	04:29:00		17	66	28	34	58	186
M6/7476A	07/02/2024	00:00	04:44:00		18	54	16	26	49	145
M6/7476A	07/02/2024	00:00	04:59:00		19	89	26	33	63	211
M6/7476A	07/02/2024	00:00	05:14:00		20	96	17	40	63	216
M6/7476A	07/02/2024	00:00	05:29:00		21	149	35	48	101	333
M6/7476A	07/02/2024	00:00	05:44:00		22	209	40	56	110	415
M6/7476A	07/02/2024	00:00	05:59:00		23	276	40	53	111	480
M6/7476A	07/02/2024	00:00	06:14:00		24	319	69	61	108	557
M6/7476A	07/02/2024	00:00	06:29:00		25	630	92	69	91	882
M6/7476A	07/02/2024	00:00	06:44:00		26	883	143	96	115	1237
M6/7476A	07/02/2024	00:00	06:59:00		27	1039	160	130	118	1447
M6/7476A	07/02/2024	00:00	07:14:00		28	1270	229	137	97	1733
M6/7476A	07/02/2024	00:00	07:29:00		29	1341	249	131	111	1832
M6/7476A	07/02/2024	00:00	07:44:00		30	1499	224	107	88	1918
M6/7476A	07/02/2024	00:00	07:59:00		31	1415	212	104	81	1812
M6/7476A	07/02/2024	00:00	08:14:00		32	1330	205	164	75	1774
M6/7476A	07/02/2024	00:00	08:29:00		33	1401	203	142	82	1828
M6/7476A	07/02/2024	00:00	08:44:00		34	1318	237	137	98	1790
M6/7476A	07/02/2024	00:00	08:59:00		35	1148	164	136	86	1534
M6/7476A	07/02/2024	00:00	09:14:00		36	1093	173	113	113	1492
M6/7476A	07/02/2024	00:00	09:29:00		37	976	150	120	98	1344
M6/7476A	07/02/2024	00:00	09:44:00		38	907	146	92	93	1238
M6/7476A	07/02/2024	00:00	09:59:00		39	872	134	97	95	1198
M6/7476A	07/02/2024	00:00	10:14:00		40	781	122	109	88	1100
M6/7476A	07/02/2024	00:00	10:29:00		41	776	104	105	105	1090
M6/7476A	07/02/2024	00:00	10:44:00		42	790	155	89	116	1150
M6/7476A	07/02/2024	00:00	10:46:00		43	660	143	98	90	990
M6/7476A	07/02/2024	00:00	11:14:59		44					
M6/7476A	07/02/2024	00:00	11:29:00		45	755	116	106	115	1092
M6/7476A	07/02/2024	00:00	11:44:00		46	742	138	103	110	1093
M6/7476A	07/02/2024	00:00	11:59:00		47	718	97	107	92	1014

M6/7476A	07/02/2024	00:00	12:14:00	48	789	105	87	110	1091
M6/7476A	07/02/2024	00:00	12:29:00	49	766	110	84	106	1066
M6/7476A	07/02/2024	00:00	12:44:00	50	732	105	77	91	1005
M6/7476A	07/02/2024	00:00	12:59:00	51	795	93	86	120	1094
M6/7476A	07/02/2024	00:00	13:14:00	52	773	117	78	96	1064
M6/7476A	07/02/2024	00:00	13:29:00	53	768	105	76	94	1043
M6/7476A	07/02/2024	00:00	13:44:00	54	789	112	84	107	1092
M6/7476A	07/02/2024	00:00	13:59:00	55	815	108	80	120	1123
M6/7476A	07/02/2024	00:00	14:14:00	56	749	95	84	97	1025
M6/7476A	07/02/2024	00:00	14:29:00	57	838	111	89	87	1125
M6/7476A	07/02/2024	00:00	14:44:00	58	834	114	67	99	1114
M6/7476A	07/02/2024	00:00	14:59:00	59	851	117	87	95	1150
M6/7476A	07/02/2024	00:00	15:14:00	60	934	117	52	104	1207
M6/7476A	07/02/2024	00:00	15:29:00	61	931	138	71	93	1233
M6/7476A	07/02/2024	00:00	15:44:00	62	1034	156	77	114	1381
M6/7476A	07/02/2024	00:00	15:59:00	63	1028	151	72	96	1347
M6/7476A	07/02/2024	00:00	16:14:00	64	1075	125	48	73	1321
M6/7476A	07/02/2024	00:00	16:29:00	65	1254	139	62	103	1558
M6/7476A	07/02/2024	00:00	16:44:00	66	1341	134	50	104	1629
M6/7476A	07/02/2024	00:00	16:59:00	67	1245	175	45	69	1534
M6/7476A	07/02/2024	00:00	17:14:00	68	1273	116	43	69	1501
M6/7476A	07/02/2024	00:00	17:29:00	69	1232	89	28	52	1401
M6/7476A	07/02/2024	00:00	17:44:00	70	1243	95	34	89	1461
M6/7476A	07/02/2024	00:00	17:59:00	71	1133	80	32	70	1315
M6/7476A	07/02/2024	00:00	18:14:00	72	1012	83	39	71	1205
M6/7476A	07/02/2024	00:00	18:29:00	73	1006	63	28	71	1168
M6/7476A	07/02/2024	00:00	18:44:00	74	948	51	33	76	1108
M6/7476A	07/02/2024	00:00	18:59:00	75	671	41	24	69	805
M6/7476A	07/02/2024	00:00	19:14:00	76	687	36	16	62	801
M6/7476A	07/02/2024	00:00	19:29:00	77	616	36	25	50	727
M6/7476A	07/02/2024	00:00	19:44:00	78	551	42	21	54	668
M6/7476A	07/02/2024	00:00	19:59:00	79	486	35	21	46	588
M6/7476A	07/02/2024	00:00	20:14:00	80	443	27	12	47	529
M6/7476A	07/02/2024	00:00	20:29:00	81	308	25	15	35	383
M6/7476A	07/02/2024	00:00	20:44:00	82	279	17	10	38	344
M6/7476A	07/02/2024	00:00	20:59:00	83	372	20	17	56	465
M6/7476A	07/02/2024	00:00	21:14:00	84	422	26	16	50	514
M6/7476A	07/02/2024	00:00	21:29:00	85	304	24	13	41	382
M6/7476A	07/02/2024	00:00	21:44:00	86	216	21	14	44	295
M6/7476A	07/02/2024	00:00	21:59:00	87	188	11	11	22	232
M6/7476A	07/02/2024	00:00	22:14:00	88	445	30	14	46	535
M6/7476A	07/02/2024	00:00	22:29:00	89	377	22	13	63	475
M6/7476A	07/02/2024	00:00	22:44:00	90	273	8	7	53	341
M6/7476A	07/02/2024	00:00	22:59:00	91	187	4	22	44	257
M6/7476A	07/02/2024	00:00	23:14:00	92	127	11	5	36	179
M6/7476A	07/02/2024	00:00	23:29:00	93	93	12	5	24	134
M6/7476A	07/02/2024	00:00	23:44:00	94	121	9	10	45	185
M6/7476A	07/02/2024	00:00	23:59:00	95	72	10	11	40	133



**M6/7476B - L80 - Hourly traffic flow data**

Site Name	Report Date	Time Period	Ending	Time Interval	0 - 520 cm	521 - 660 cm	661 - 1160 cm	1160+ cm	Total Volume
M6/7476B	07/02/2024	00:00	00:14:00	0	39	13	13	27	92
M6/7476B	07/02/2024	00:00	00:29:00	1	45	11	9	40	105
M6/7476B	07/02/2024	00:00	00:44:00	2	35	9	3	28	75
M6/7476B	07/02/2024	00:00	00:59:00	3	42	14	11	25	92
M6/7476B	07/02/2024	00:00	01:14:00	4	21	6	11	32	70
M6/7476B	07/02/2024	00:00	01:29:00	5	29	12	14	23	78
M6/7476B	07/02/2024	00:00	01:44:00	6	21	8	17	33	79
M6/7476B	07/02/2024	00:00	01:59:00	7	19	10	10	44	83
M6/7476B	07/02/2024	00:00	02:14:00	8	13	12	7	33	65
M6/7476B	07/02/2024	00:00	02:29:00	9	24	7	14	31	76
M6/7476B	07/02/2024	00:00	02:44:00	10	27	13	9	35	84
M6/7476B	07/02/2024	00:00	02:46:00	11	45	8	0	23	75
M6/7476B	07/02/2024	00:00	03:14:00	12	0	0	0	30	30
M6/7476B	07/02/2024	00:00	03:29:00	13	32	10	12	33	87
M6/7476B	07/02/2024	00:00	03:39:00	14	47	17	9	32	104
M6/7476B	07/02/2024	00:00	03:48:00	15	23	23	11	49	105
M6/7476B	07/02/2024	00:00	04:10:00	16	45	0	8	53	105
M6/7476B	07/02/2024	00:00	04:29:00	17	45	26	24	60	156
M6/7476B	07/02/2024	00:00	04:44:00	18	62	19	24	60	165
M6/7476B	07/02/2024	00:00	04:59:00	19	84	20	26	52	182
M6/7476B	07/02/2024	00:00	05:14:00	20	120	33	26	61	240
M6/7476B	07/02/2024	00:00	05:29:00	21	163	48	35	61	307
M6/7476B	07/02/2024	00:00	05:44:00	22	265	64	40	73	442
M6/7476B	07/02/2024	00:00	05:59:00	23	350	102	50	83	585
M6/7476B	07/02/2024	00:00	06:14:00	24	444	132	42	95	713
M6/7476B	07/02/2024	00:00	06:29:00	25	580	171	59	118	928
M6/7476B	07/02/2024	00:00	06:44:00	26	668	197	85	106	1055
M6/7476B	07/02/2024	00:00	06:59:00	27	716	210	77	88	1091
M6/7476B	07/02/2024	00:00	07:14:00	28	791	224	94	102	1211
M6/7476B	07/02/2024	00:00	07:29:00	29	1010	248	89	105	1452
M6/7476B	07/02/2024	00:00	07:44:00	30	1018	243	115	99	1474
M6/7476B	07/02/2024	00:00	07:59:00	31	1058	291	110	93	1552
M6/7476B	07/02/2024	00:00	08:14:00	32	1010	235	103	96	1444
M6/7476B	07/02/2024	00:00	08:29:00	33	961	256	94	101	1412
M6/7476B	07/02/2024	00:00	08:44:00	34	949	229	141	100	1419
M6/7476B	07/02/2024	00:00	08:59:00	35	825	202	112	102	1241
M6/7476B	07/02/2024	00:00	09:14:00	36	723	185	130	127	1165
M6/7476B	07/02/2024	00:00	09:29:00	37	734	212	114	115	1174
M6/7476B	07/02/2024	00:00	09:44:00	38	730	168	100	118	1116
M6/7476B	07/02/2024	00:00	09:59:00	39	675	171	113	117	1076
M6/7476B	07/02/2024	00:00	10:14:00	40	610	163	101	113	987
M6/7476B	07/02/2024	00:00	10:29:00	41	651	181	140	118	1090
M6/7476B	07/02/2024	00:00	10:44:00	42	606	178	123	101	1008
M6/7476B	07/02/2024	00:00	10:46:00	43	683	180	113	150	1125
M6/7476B	07/02/2024	00:00	11:14:59	44					
M6/7476B	07/02/2024	00:00	11:29:00	45	649	156	120	111	1036
M6/7476B	07/02/2024	00:00	11:44:00	46	641	163	116	88	1008
M6/7476B	07/02/2024	00:00	11:59:00	47	671	194	118	119	1102

M6/7476B	07/02/2024 00:00	12:14:00	48	609	192	107	104	1012
M6/7476B	07/02/2024 00:00	12:29:00	49	695	202	125	87	1109
M6/7476B	07/02/2024 00:00	12:44:00	50	706	199	133	124	1162
M6/7476B	07/02/2024 00:00	12:59:00	51	718	161	130	103	1112
M6/7476B	07/02/2024 00:00	13:14:00	52	703	201	143	120	1167
M6/7476B	07/02/2024 00:00	13:29:00	53	754	213	135	108	1210
M6/7476B	07/02/2024 00:00	13:44:00	54	720	229	143	124	1216
M6/7476B	07/02/2024 00:00	13:59:00	55	721	256	156	107	1240
M6/7476B	07/02/2024 00:00	14:14:00	56	797	253	137	125	1312
M6/7476B	07/02/2024 00:00	14:29:00	57	808	264	162	121	1355
M6/7476B	07/02/2024 00:00	14:44:00	58	878	249	136	102	1365
M6/7476B	07/02/2024 00:00	14:59:00	59	902	277	160	114	1453
M6/7476B	07/02/2024 00:00	15:14:00	60	938	312	171	117	1538
M6/7476B	07/02/2024 00:00	15:29:00	61	1112	336	155	114	1717
M6/7476B	07/02/2024 00:00	15:44:00	62	1066	364	151	100	1681
M6/7476B	07/02/2024 00:00	15:59:00	63	1185	402	159	90	1836
M6/7476B	07/02/2024 00:00	16:14:00	64	1291	406	124	92	1913
M6/7476B	07/02/2024 00:00	16:29:00	65	1457	404	150	86	2097
M6/7476B	07/02/2024 00:00	16:44:00	66	1361	403	99	108	1971
M6/7476B	07/02/2024 00:00	16:59:00	67	1436	343	95	80	1954
M6/7476B	07/02/2024 00:00	17:14:00	68	1394	284	100	67	1845
M6/7476B	07/02/2024 00:00	17:29:00	69	1298	282	100	79	1759
M6/7476B	07/02/2024 00:00	17:44:00	70	1201	237	77	66	1581
M6/7476B	07/02/2024 00:00	17:59:00	71	1059	201	54	59	1373
M6/7476B	07/02/2024 00:00	18:14:00	72	921	183	58	81	1243
M6/7476B	07/02/2024 00:00	18:29:00	73	856	159	49	77	1141
M6/7476B	07/02/2024 00:00	18:44:00	74	677	151	34	68	930
M6/7476B	07/02/2024 00:00	18:59:00	75	626	104	35	60	825
M6/7476B	07/02/2024 00:00	19:14:00	76	531	119	33	62	745
M6/7476B	07/02/2024 00:00	19:29:00	77	494	122	38	71	725
M6/7476B	07/02/2024 00:00	19:44:00	78	452	85	27	88	652
M6/7476B	07/02/2024 00:00	19:59:00	79	438	84	32	63	617
M6/7476B	07/02/2024 00:00	20:14:00	80	349	69	20	76	514
M6/7476B	07/02/2024 00:00	20:29:00	81	361	67	15	59	502
M6/7476B	07/02/2024 00:00	20:44:00	82	326	41	21	66	454
M6/7476B	07/02/2024 00:00	20:59:00	83	259	40	23	55	377
M6/7476B	07/02/2024 00:00	21:14:00	84	258	32	20	54	364
M6/7476B	07/02/2024 00:00	21:29:00	85	225	27	29	47	328
M6/7476B	07/02/2024 00:00	21:44:00	86	225	31	22	61	339
M6/7476B	07/02/2024 00:00	21:59:00	87	192	32	25	62	311
M6/7476B	07/02/2024 00:00	22:14:00	88	189	36	19	63	307
M6/7476B	07/02/2024 00:00	22:29:00	89	173	22	18	78	291
M6/7476B	07/02/2024 00:00	22:44:00	90	124	21	25	59	229
M6/7476B	07/02/2024 00:00	22:59:00	91	88	27	11	56	182
M6/7476B	07/02/2024 00:00	23:14:00	92	103	17	10	49	179
M6/7476B	07/02/2024 00:00	23:29:00	93	72	20	9	39	140
M6/7476B	07/02/2024 00:00	23:44:00	94	62	15	10	36	123
M6/7476B	07/02/2024 00:00	23:59:00	95	49	8	11	31	99

**M61/2341B - L81 - Hourly traffic flow data**

Site Name	Report Date	Time Period Ending	Time Interval	0 - 520 cm	521 - 660 cm	661 - 1160 cm	1160+ cm	Total Volume	
M61/2341B	07/02/2024	00:00	00:14:00	0	30	4	4	11	49
M61/2341B	07/02/2024	00:00	00:29:00	1	26	5	2	6	39
M61/2341B	07/02/2024	00:00	00:44:00	2	20	1	0	9	30
M61/2341B	07/02/2024	00:00	00:59:00	3	24	2	4	6	36
M61/2341B	07/02/2024	00:00	01:14:00	4	8	3	2	12	25
M61/2341B	07/02/2024	00:00	01:29:00	5	15	2	11	5	33
M61/2341B	07/02/2024	00:00	01:44:00	6	17	4	5	6	32
M61/2341B	07/02/2024	00:00	01:59:00	7	10	1	4	7	22
M61/2341B	07/02/2024	00:00	02:14:00	8	10	5	2	8	25
M61/2341B	07/02/2024	00:00	02:29:00	9	17	4	5	6	32
M61/2341B	07/02/2024	00:00	02:44:00	10	14	4	2	10	30
M61/2341B	07/02/2024	00:00	02:46:00	11	23	0	0	8	30
M61/2341B	07/02/2024	00:00	03:14:00	12	15	15	0	0	30
M61/2341B	07/02/2024	00:00	03:29:00	13	15	4	2	8	29
M61/2341B	07/02/2024	00:00	03:39:00	14	27	3	3	3	36
M61/2341B	07/02/2024	00:00	03:48:00	15	19	0	4	15	38
M61/2341B	07/02/2024	00:00	04:10:00	16	60	15	0	8	83
M61/2341B	07/02/2024	00:00	04:29:00	17	38	6	4	11	58
M61/2341B	07/02/2024	00:00	04:44:00	18	39	8	15	17	78
M61/2341B	07/02/2024	00:00	04:59:00	19	37	4	12	10	63
M61/2341B	07/02/2024	00:00	05:14:00	20	67	4	12	20	103
M61/2341B	07/02/2024	00:00	05:29:00	21	92	12	9	21	134
M61/2341B	07/02/2024	00:00	05:44:00	22	141	13	18	23	195
M61/2341B	07/02/2024	00:00	05:59:00	23	205	27	18	21	271
M61/2341B	07/02/2024	00:00	06:14:00	24	310	43	14	22	389
M61/2341B	07/02/2024	00:00	06:29:00	25	326	53	16	37	432
M61/2341B	07/02/2024	00:00	06:44:00	26	375	46	30	32	483
M61/2341B	07/02/2024	00:00	06:59:00	27	404	49	20	24	497
M61/2341B	07/02/2024	00:00	07:14:00	28	423	59	29	29	540
M61/2341B	07/02/2024	00:00	07:29:00	29	557	66	24	29	676
M61/2341B	07/02/2024	00:00	07:44:00	30	623	62	44	27	755
M61/2341B	07/02/2024	00:00	07:59:00	31	612	80	45	22	759
M61/2341B	07/02/2024	00:00	08:14:00	32	583	57	44	29	713
M61/2341B	07/02/2024	00:00	08:29:00	33	539	63	35	32	669
M61/2341B	07/02/2024	00:00	08:44:00	34	528	56	52	37	673
M61/2341B	07/02/2024	00:00	08:59:00	35	466	68	41	33	608
M61/2341B	07/02/2024	00:00	09:14:00	36	426	50	40	31	547
M61/2341B	07/02/2024	00:00	09:29:00	37	430	46	34	44	554
M61/2341B	07/02/2024	00:00	09:44:00	38	434	51	47	49	581
M61/2341B	07/02/2024	00:00	09:59:00	39	380	49	39	35	503
M61/2341B	07/02/2024	00:00	10:14:00	40	356	45	45	35	481
M61/2341B	07/02/2024	00:00	10:29:00	41	353	53	58	32	496
M61/2341B	07/02/2024	00:00	10:44:00	42	360	59	52	39	510
M61/2341B	07/02/2024	00:00	10:46:00	43	360	53	38	23	473
M61/2341B	07/02/2024	00:00	11:14:59	44					
M61/2341B	07/02/2024	00:00	11:29:00	45	358	49	60	40	507
M61/2341B	07/02/2024	00:00	11:44:00	46	359	48	49	24	480
M61/2341B	07/02/2024	00:00	11:59:00	47	387	50	53	40	530

M61/2341B	07/02/2024	00:00	12:14:00	48	342	57	44	31	474
M61/2341B	07/02/2024	00:00	12:29:00	49	399	63	37	26	525
M61/2341B	07/02/2024	00:00	12:44:00	50	427	47	60	40	574
M61/2341B	07/02/2024	00:00	12:59:00	51	406	45	57	33	541
M61/2341B	07/02/2024	00:00	13:14:00	52	388	51	66	48	553
M61/2341B	07/02/2024	00:00	13:29:00	53	412	77	42	41	572
M61/2341B	07/02/2024	00:00	13:44:00	54	466	51	59	42	618
M61/2341B	07/02/2024	00:00	13:59:00	55	426	68	56	41	591
M61/2341B	07/02/2024	00:00	14:14:00	56	469	76	48	29	622
M61/2341B	07/02/2024	00:00	14:29:00	57	443	74	59	45	621
M61/2341B	07/02/2024	00:00	14:44:00	58	537	66	59	24	686
M61/2341B	07/02/2024	00:00	14:59:00	59	520	74	54	27	675
M61/2341B	07/02/2024	00:00	15:14:00	60	560	79	50	30	719
M61/2341B	07/02/2024	00:00	15:29:00	61	663	94	53	34	844
M61/2341B	07/02/2024	00:00	15:44:00	62	674	97	49	37	857
M61/2341B	07/02/2024	00:00	15:59:00	63	701	127	60	25	913
M61/2341B	07/02/2024	00:00	16:14:00	64	735	75	38	26	874
M61/2341B	07/02/2024	00:00	16:29:00	65	798	108	36	18	960
M61/2341B	07/02/2024	00:00	16:44:00	66	779	86	26	27	918
M61/2341B	07/02/2024	00:00	16:59:00	67	806	84	22	20	932
M61/2341B	07/02/2024	00:00	17:14:00	68	780	54	28	20	882
M61/2341B	07/02/2024	00:00	17:29:00	69	712	60	31	14	817
M61/2341B	07/02/2024	00:00	17:44:00	70	663	57	18	20	758
M61/2341B	07/02/2024	00:00	17:59:00	71	603	38	14	17	672
M61/2341B	07/02/2024	00:00	18:14:00	72	508	40	19	22	589
M61/2341B	07/02/2024	00:00	18:29:00	73	528	35	11	12	586
M61/2341B	07/02/2024	00:00	18:44:00	74	404	37	15	13	469
M61/2341B	07/02/2024	00:00	18:59:00	75	374	20	14	20	428
M61/2341B	07/02/2024	00:00	19:14:00	76	296	23	11	15	345
M61/2341B	07/02/2024	00:00	19:29:00	77	306	12	12	23	353
M61/2341B	07/02/2024	00:00	19:44:00	78	250	17	9	20	296
M61/2341B	07/02/2024	00:00	19:59:00	79	190	20	6	9	225
M61/2341B	07/02/2024	00:00	20:14:00	80	130	11	9	11	161
M61/2341B	07/02/2024	00:00	20:29:00	81	171	6	8	5	190
M61/2341B	07/02/2024	00:00	20:44:00	82	142	9	6	10	167
M61/2341B	07/02/2024	00:00	20:59:00	83	110	12	2	5	129
M61/2341B	07/02/2024	00:00	21:14:00	84	126	8	5	11	150
M61/2341B	07/02/2024	00:00	21:29:00	85	91	6	7	8	112
M61/2341B	07/02/2024	00:00	21:44:00	86	96	8	5	7	116
M61/2341B	07/02/2024	00:00	21:59:00	87	74	3	6	9	92
M61/2341B	07/02/2024	00:00	22:14:00	88	70	3	7	12	92
M61/2341B	07/02/2024	00:00	22:29:00	89	67	3	4	4	78
M61/2341B	07/02/2024	00:00	22:44:00	90	51	2	4	3	60
M61/2341B	07/02/2024	00:00	22:59:00	91	36	3	1	5	45
M61/2341B	07/02/2024	00:00	23:14:00	92	44	1	1	4	50
M61/2341B	07/02/2024	00:00	23:29:00	93	41	3	3	5	52
M61/2341B	07/02/2024	00:00	23:44:00	94	26	5	2	3	36
M61/2341B	07/02/2024	00:00	23:59:00	95	21	6	1	4	32

**M61/2347A - L81 - Hourly traffic flow data**

Site Name	Report Date	Time Period	Ending	Time Interval	0 - 520 cm	521 - 660 cm	661 - 1160 cm	1160+ cm	Total Volume
M61/2347A	07/02/2024	00:00	00:14:00	0	42	17	7	11	77
M61/2347A	07/02/2024	00:00	00:29:00	1	29	12	7	12	60
M61/2347A	07/02/2024	00:00	00:44:00	2	25	5	6	16	52
M61/2347A	07/02/2024	00:00	00:59:00	3	25	11	6	15	57
M61/2347A	07/02/2024	00:00	01:14:00	4	8	5	7	12	32
M61/2347A	07/02/2024	00:00	01:29:00	5	18	6	10	18	52
M61/2347A	07/02/2024	00:00	01:44:00	6	17	4	9	18	48
M61/2347A	07/02/2024	00:00	01:59:00	7	14	6	7	8	35
M61/2347A	07/02/2024	00:00	02:14:00	8	12	2	6	19	39
M61/2347A	07/02/2024	00:00	02:29:00	9	14	5	4	6	29
M61/2347A	07/02/2024	00:00	02:44:00	10	4	7	12	23	46
M61/2347A	07/02/2024	00:00	02:46:00	11	30	0	0	23	53
M61/2347A	07/02/2024	00:00	03:14:00	12	0	15	30	15	60
M61/2347A	07/02/2024	00:00	03:29:00	13	11	9	7	14	41
M61/2347A	07/02/2024	00:00	03:38:00	14	18	7	10	15	50
M61/2347A	07/02/2024	00:00	03:48:00	15	11	4	8	11	34
M61/2347A	07/02/2024	00:00	04:10:00	16	5	20	10	15	50
M61/2347A	07/02/2024	00:00	04:29:00	17	18	12	15	13	58
M61/2347A	07/02/2024	00:00	04:44:00	18	23	11	15	16	65
M61/2347A	07/02/2024	00:00	04:59:00	19	33	14	22	22	91
M61/2347A	07/02/2024	00:00	05:14:00	20	36	9	21	17	83
M61/2347A	07/02/2024	00:00	05:29:00	21	63	18	22	23	126
M61/2347A	07/02/2024	00:00	05:44:00	22	111	27	34	35	207
M61/2347A	07/02/2024	00:00	05:59:00	23	96	41	28	39	204
M61/2347A	07/02/2024	00:00	06:14:00	24	162	47	30	26	265
M61/2347A	07/02/2024	00:00	06:29:00	25	298	94	51	31	474
M61/2347A	07/02/2024	00:00	06:44:00	26	448	151	52	33	684
M61/2347A	07/02/2024	00:00	06:59:00	27	451	155	74	40	720
M61/2347A	07/02/2024	00:00	07:14:00	28	535	237	71	34	877
M61/2347A	07/02/2024	00:00	07:29:00	29	567	175	70	28	840
M61/2347A	07/02/2024	00:00	07:44:00	30	589	153	66	26	834
M61/2347A	07/02/2024	00:00	07:59:00	31	528	159	52	25	764
M61/2347A	07/02/2024	00:00	08:14:00	32	490	120	73	24	707
M61/2347A	07/02/2024	00:00	08:29:00	33	473	124	58	30	685
M61/2347A	07/02/2024	00:00	08:44:00	34	512	139	63	34	748
M61/2347A	07/02/2024	00:00	08:59:00	35	444	131	72	42	689
M61/2347A	07/02/2024	00:00	09:14:00	36	447	139	80	31	697
M61/2347A	07/02/2024	00:00	09:29:00	37	387	140	75	41	643
M61/2347A	07/02/2024	00:00	09:44:00	38	363	117	58	38	576
M61/2347A	07/02/2024	00:00	09:59:00	39	385	117	58	39	599
M61/2347A	07/02/2024	00:00	10:14:00	40	358	114	61	32	565
M61/2347A	07/02/2024	00:00	10:29:00	41	359	91	63	43	556
M61/2347A	07/02/2024	00:00	10:44:00	42	329	103	64	53	548
M61/2347A	07/02/2024	00:00	10:52:00	43	375	90	60	15	540
M61/2347A	07/02/2024	00:00	11:14:00	44	255	75	120	105	555
M61/2347A	07/02/2024	00:00	11:29:00	45	342	101	59	47	549
M61/2347A	07/02/2024	00:00	11:44:00	46	276	87	69	47	479
M61/2347A	07/02/2024	00:00	11:59:00	47	325	103	65	43	536

M61/2347A	07/02/2024	00:00	12:14:00	48	321	90	62	39	512
M61/2347A	07/02/2024	00:00	12:29:00	49	305	93	47	40	485
M61/2347A	07/02/2024	00:00	12:44:00	50	316	97	42	41	496
M61/2347A	07/02/2024	00:00	12:59:00	51	333	110	53	51	547
M61/2347A	07/02/2024	00:00	13:14:00	52	305	106	44	30	485
M61/2347A	07/02/2024	00:00	13:29:00	53	338	97	62	42	539
M61/2347A	07/02/2024	00:00	13:44:00	54	344	102	54	30	530
M61/2347A	07/02/2024	00:00	13:59:00	55	344	108	48	45	545
M61/2347A	07/02/2024	00:00	14:14:00	56	311	88	57	34	490
M61/2347A	07/02/2024	00:00	14:29:00	57	346	103	47	37	533
M61/2347A	07/02/2024	00:00	14:44:00	58	336	108	55	34	533
M61/2347A	07/02/2024	00:00	14:59:00	59	322	112	60	44	538
M61/2347A	07/02/2024	00:00	15:14:00	60	344	107	37	33	521
M61/2347A	07/02/2024	00:00	15:29:00	61	408	114	53	31	606
M61/2347A	07/02/2024	00:00	15:44:00	62	400	152	59	36	647
M61/2347A	07/02/2024	00:00	15:59:00	63	424	120	51	34	629
M61/2347A	07/02/2024	00:00	16:14:00	64	521	158	37	29	745
M61/2347A	07/02/2024	00:00	16:29:00	65	499	140	29	33	701
M61/2347A	07/02/2024	00:00	16:44:00	66	535	126	35	30	726
M61/2347A	07/02/2024	00:00	16:59:00	67	536	150	41	20	747
M61/2347A	07/02/2024	00:00	17:14:00	68	546	140	27	24	737
M61/2347A	07/02/2024	00:00	17:29:00	69	529	100	20	17	666
M61/2347A	07/02/2024	00:00	17:44:00	70	554	128	23	28	733
M61/2347A	07/02/2024	00:00	17:59:00	71	499	111	23	23	656
M61/2347A	07/02/2024	00:00	18:14:00	72	473	104	27	18	622
M61/2347A	07/02/2024	00:00	18:29:00	73	429	105	15	14	563
M61/2347A	07/02/2024	00:00	18:44:00	74	407	78	27	22	534
M61/2347A	07/02/2024	00:00	18:59:00	75	314	59	11	18	402
M61/2347A	07/02/2024	00:00	19:14:00	76	320	60	12	28	420
M61/2347A	07/02/2024	00:00	19:29:00	77	270	56	13	23	362
M61/2347A	07/02/2024	00:00	19:44:00	78	225	50	12	14	301
M61/2347A	07/02/2024	00:00	19:59:00	79	206	30	14	10	260
M61/2347A	07/02/2024	00:00	20:14:00	80	163	43	8	17	231
M61/2347A	07/02/2024	00:00	20:29:00	81	64	19	7	8	98
M61/2347A	07/02/2024	00:00	20:42:00	82	62	7	0	1	70
M61/2347A	07/02/2024	00:00	20:59:00	83	202	29	10	26	267
M61/2347A	07/02/2024	00:00	21:14:00	84	219	27	8	16	270
M61/2347A	07/02/2024	00:00	21:29:00	85	127	30	6	9	172
M61/2347A	07/02/2024	00:00	21:44:00	86	53	16	2	5	76
M61/2347A	07/02/2024	00:00	21:59:00	87	70	12	2	4	88
M61/2347A	07/02/2024	00:00	22:14:00	88	276	43	9	21	349
M61/2347A	07/02/2024	00:00	22:29:00	89	227	32	6	31	296
M61/2347A	07/02/2024	00:00	22:44:00	90	144	14	4	17	179
M61/2347A	07/02/2024	00:00	22:59:00	91	75	12	4	10	101
M61/2347A	07/02/2024	00:00	23:14:00	92	59	8	2	13	82
M61/2347A	07/02/2024	00:00	23:29:00	93	44	12	1	5	62
M61/2347A	07/02/2024	00:00	23:44:00	94	61	10	3	21	95
M61/2347A	07/02/2024	00:00	23:59:00	95	23	6	2	2	33

**M65/4049A - L82 - Hourly traffic flow data**

Site Name	Report Date	Time Period Ending	Time Interval	0 - 520 cm	521 - 660 cm	661 - 1160 cm	1160+ cm	Total Volume
M65/4049A	07/02/2024	00:00	00:14:00	0	19	2	0	23
M65/4049A	07/02/2024	00:00	00:29:00	1	21	1	0	26
M65/4049A	07/02/2024	00:00	00:44:00	2	18	1	0	20
M65/4049A	07/02/2024	00:00	00:59:00	3	18	1	4	24
M65/4049A	07/02/2024	00:00	01:14:00	4	11	1	1	14
M65/4049A	07/02/2024	00:00	01:29:00	5	22	1	1	27
M65/4049A	07/02/2024	00:00	01:44:00	6	12	0	2	16
M65/4049A	07/02/2024	00:00	01:59:00	7	9	1	3	13
M65/4049A	07/02/2024	00:00	02:14:00	8	15	0	2	22
M65/4049A	07/02/2024	00:00	02:29:00	9	13	0	2	18
M65/4049A	07/02/2024	00:00	02:44:00	10	12	0	1	17
M65/4049A	07/02/2024	00:00	02:46:00	11	0	8	0	15
M65/4049A	07/02/2024	00:00	03:14:59	12				
M65/4049A	07/02/2024	00:00	03:29:00	13	13	2	1	19
M65/4049A	07/02/2024	00:00	03:39:00	14	26	2	3	30
M65/4049A	07/02/2024	00:00	03:49:00	15	8	0	0	8
M65/4049A	07/02/2024	00:00	04:10:00	16	15	0	0	15
M65/4049A	07/02/2024	00:00	04:29:00	17	13	4	6	34
M65/4049A	07/02/2024	00:00	04:44:00	18	22	4	8	38
M65/4049A	07/02/2024	00:00	04:59:00	19	21	8	12	46
M65/4049A	07/02/2024	00:00	05:14:00	20	27	3	4	42
M65/4049A	07/02/2024	00:00	05:29:00	21	54	4	6	76
M65/4049A	07/02/2024	00:00	05:44:00	22	85	10	8	109
M65/4049A	07/02/2024	00:00	05:59:00	23	97	14	9	130
M65/4049A	07/02/2024	00:00	06:14:00	24	122	16	13	167
M65/4049A	07/02/2024	00:00	06:29:00	25	205	21	19	263
M65/4049A	07/02/2024	00:00	06:44:00	26	329	35	24	414
M65/4049A	07/02/2024	00:00	06:59:00	27	399	75	36	527
M65/4049A	07/02/2024	00:00	07:14:00	28	589	91	44	754
M65/4049A	07/02/2024	00:00	07:29:00	29	718	97	54	905
M65/4049A	07/02/2024	00:00	07:44:00	30	715	87	73	905
M65/4049A	07/02/2024	00:00	07:59:00	31	700	108	61	905
M65/4049A	07/02/2024	00:00	08:14:00	32	688	108	77	899
M65/4049A	07/02/2024	00:00	08:29:00	33	696	95	74	909
M65/4049A	07/02/2024	00:00	08:44:00	34	602	90	57	787
M65/4049A	07/02/2024	00:00	08:59:00	35	488	76	54	650
M65/4049A	07/02/2024	00:00	09:14:00	36	485	87	49	649
M65/4049A	07/02/2024	00:00	09:29:00	37	446	71	47	595
M65/4049A	07/02/2024	00:00	09:44:00	38	413	65	62	580
M65/4049A	07/02/2024	00:00	09:59:00	39	382	41	54	509
M65/4049A	07/02/2024	00:00	10:14:00	40	324	44	47	443
M65/4049A	07/02/2024	00:00	10:29:00	41	322	47	45	444
M65/4049A	07/02/2024	00:00	10:44:00	42	335	61	55	473
M65/4049A	07/02/2024	00:00	10:53:00	43	255	75	40	390
M65/4049A	07/02/2024	00:00	11:14:59	44				
M65/4049A	07/02/2024	00:00	11:29:00	45	286	64	51	426
M65/4049A	07/02/2024	00:00	11:44:00	46	274	58	52	405
M65/4049A	07/02/2024	00:00	11:59:00	47	326	49	44	444

M65/4049A	07/02/2024	00:00	12:14:00	48	322	57	59	34	472
M65/4049A	07/02/2024	00:00	12:29:00	49	344	82	41	26	493
M65/4049A	07/02/2024	00:00	12:44:00	50	360	63	44	35	502
M65/4049A	07/02/2024	00:00	12:59:00	51	358	50	50	25	483
M65/4049A	07/02/2024	00:00	13:14:00	52	335	52	56	33	476
M65/4049A	07/02/2024	00:00	13:29:00	53	359	62	46	17	484
M65/4049A	07/02/2024	00:00	13:44:00	54	356	54	52	30	492
M65/4049A	07/02/2024	00:00	13:59:00	55	375	65	47	29	516
M65/4049A	07/02/2024	00:00	14:14:00	56	377	66	49	29	521
M65/4049A	07/02/2024	00:00	14:29:00	57	383	60	56	27	526
M65/4049A	07/02/2024	00:00	14:44:00	58	421	65	60	10	556
M65/4049A	07/02/2024	00:00	14:59:00	59	414	69	52	15	550
M65/4049A	07/02/2024	00:00	15:14:00	60	457	90	39	23	609
M65/4049A	07/02/2024	00:00	15:29:00	61	551	78	51	24	704
M65/4049A	07/02/2024	00:00	15:44:00	62	583	87	37	13	720
M65/4049A	07/02/2024	00:00	15:59:00	63	627	101	47	21	796
M65/4049A	07/02/2024	00:00	16:14:00	64	721	83	40	16	860
M65/4049A	07/02/2024	00:00	16:29:00	65	800	114	35	13	962
M65/4049A	07/02/2024	00:00	16:44:00	66	843	92	38	15	988
M65/4049A	07/02/2024	00:00	16:59:00	67	838	71	28	16	953
M65/4049A	07/02/2024	00:00	17:14:00	68	819	71	19	10	919
M65/4049A	07/02/2024	00:00	17:29:00	69	805	53	22	10	890
M65/4049A	07/02/2024	00:00	17:44:00	70	706	59	23	15	803
M65/4049A	07/02/2024	00:00	17:59:00	71	660	40	16	9	724
M65/4049A	07/02/2024	00:00	18:14:00	72	555	33	21	6	615
M65/4049A	07/02/2024	00:00	18:29:00	73	515	31	13	10	569
M65/4049A	07/02/2024	00:00	18:44:00	74	395	33	8	9	445
M65/4049A	07/02/2024	00:00	18:59:00	75	350	18	10	8	386
M65/4049A	07/02/2024	00:00	19:14:00	76	301	23	6	14	344
M65/4049A	07/02/2024	00:00	19:29:00	77	287	13	5	10	315
M65/4049A	07/02/2024	00:00	19:44:00	78	264	21	8	10	303
M65/4049A	07/02/2024	00:00	19:59:00	79	231	33	12	10	286
M65/4049A	07/02/2024	00:00	20:14:00	80	236	20	11	17	284
M65/4049A	07/02/2024	00:00	20:29:00	81	277	17	7	14	315
M65/4049A	07/02/2024	00:00	20:44:00	82	218	11	9	11	249
M65/4049A	07/02/2024	00:00	20:59:00	83	221	15	7	12	255
M65/4049A	07/02/2024	00:00	21:14:00	84	183	21	10	9	223
M65/4049A	07/02/2024	00:00	21:29:00	85	146	7	11	5	169
M65/4049A	07/02/2024	00:00	21:44:00	86	121	5	6	4	136
M65/4049A	07/02/2024	00:00	21:59:00	87	105	4	8	6	123
M65/4049A	07/02/2024	00:00	22:14:00	88	149	8	5	6	168
M65/4049A	07/02/2024	00:00	22:29:00	89	121	4	0	2	127
M65/4049A	07/02/2024	00:00	22:44:00	90	83	4	5	4	96
M65/4049A	07/02/2024	00:00	22:59:00	91	53	4	0	3	60
M65/4049A	07/02/2024	00:00	23:14:00	92	65	4	1	3	73
M65/4049A	07/02/2024	00:00	23:29:00	93	64	1	0	2	67
M65/4049A	07/02/2024	00:00	23:44:00	94	43	4	2	1	50
M65/4049A	07/02/2024	00:00	23:59:00	95	37	5	0	0	42



**M65/4049B - L82 - Hourly traffic flow data**

Site Name	Report Date	Time Period Ending	Time Interval	0 - 520 cm	521 - 660 cm	661 - 1160 cm	1160+ cm	Total Volume	
M65/4049B	07/02/2024	00:00	00:14:00	0	11	15	10	1	37
M65/4049B	07/02/2024	00:00	00:29:00	1	20	4	8	2	34
M65/4049B	07/02/2024	00:00	00:44:00	2	16	7	6	2	31
M65/4049B	07/02/2024	00:00	00:59:00	3	10	5	2	0	17
M65/4049B	07/02/2024	00:00	01:14:00	4	11	4	4	1	20
M65/4049B	07/02/2024	00:00	01:29:00	5	6	8	1	2	17
M65/4049B	07/02/2024	00:00	01:44:00	6	9	3	1	1	14
M65/4049B	07/02/2024	00:00	01:59:00	7	11	4	3	2	20
M65/4049B	07/02/2024	00:00	02:14:00	8	5	2	4	2	13
M65/4049B	07/02/2024	00:00	02:29:00	9	10	4	3	4	21
M65/4049B	07/02/2024	00:00	02:44:00	10	10	1	5	5	21
M65/4049B	07/02/2024	00:00	02:46:00	11	30	0	0	0	30
M65/4049B	07/02/2024	00:00	03:14:59	12					
M65/4049B	07/02/2024	00:00	03:29:00	13	2	6	6	4	18
M65/4049B	07/02/2024	00:00	03:35:00	14	5	15	8	5	33
M65/4049B	07/02/2024	00:00	03:59:59	15					
M65/4049B	07/02/2024	00:00	04:14:59	16					
M65/4049B	07/02/2024	00:00	04:29:59	17					
M65/4049B	07/02/2024	00:00	04:44:59	18					
M65/4049B	07/02/2024	00:00	04:59:00	19	55	15	10	10	90
M65/4049B	07/02/2024	00:00	05:14:00	20	47	18	13	10	88
M65/4049B	07/02/2024	00:00	05:29:00	21	65	34	22	8	129
M65/4049B	07/02/2024	00:00	05:44:00	22	108	48	23	21	200
M65/4049B	07/02/2024	00:00	05:59:00	23	130	47	26	14	217
M65/4049B	07/02/2024	00:00	06:14:00	24	160	63	39	12	274
M65/4049B	07/02/2024	00:00	06:29:00	25	259	157	58	19	493
M65/4049B	07/02/2024	00:00	06:44:00	26	264	183	76	18	540
M65/4049B	07/02/2024	00:00	06:59:00	27	455	164	56	21	696
M65/4049B	07/02/2024	00:00	07:14:00	28	580	199	54	23	856
M65/4049B	07/02/2024	00:00	07:29:00	29	635	242	66	16	959
M65/4049B	07/02/2024	00:00	07:44:00	30	479	280	87	21	867
M65/4049B	07/02/2024	00:00	07:59:00	31	510	230	86	23	849
M65/4049B	07/02/2024	00:00	08:14:00	32	617	173	66	32	888
M65/4049B	07/02/2024	00:00	08:29:00	33	619	213	56	33	921
M65/4049B	07/02/2024	00:00	08:44:00	34	454	277	83	41	855
M65/4049B	07/02/2024	00:00	08:59:00	35	449	234	112	52	847
M65/4049B	07/02/2024	00:00	09:14:00	36	449	136	90	35	710
M65/4049B	07/02/2024	00:00	09:29:00	37	425	149	63	38	675
M65/4049B	07/02/2024	00:00	09:44:00	38	293	223	89	34	639
M65/4049B	07/02/2024	00:00	09:59:00	39	289	151	65	40	545
M65/4049B	07/02/2024	00:00	10:14:00	40	308	111	72	37	528
M65/4049B	07/02/2024	00:00	10:29:00	41	301	116	69	39	525
M65/4049B	07/02/2024	00:00	10:44:00	42	247	167	83	31	528
M65/4049B	07/02/2024	00:00	10:47:00	43	210	195	105	38	548
M65/4049B	07/02/2024	00:00	11:14:59	44					
M65/4049B	07/02/2024	00:00	11:29:00	45	288	107	75	39	509
M65/4049B	07/02/2024	00:00	11:44:00	46	260	128	66	33	487
M65/4049B	07/02/2024	00:00	11:59:00	47	199	158	91	42	490

M65/4049B	07/02/2024	00:00	12:14:00	48	267	92	79	28	466
M65/4049B	07/02/2024	00:00	12:29:00	49	320	98	66	35	519
M65/4049B	07/02/2024	00:00	12:44:00	50	246	125	59	33	463
M65/4049B	07/02/2024	00:00	12:59:00	51	236	161	85	41	523
M65/4049B	07/02/2024	00:00	13:14:00	52	258	115	68	31	472
M65/4049B	07/02/2024	00:00	13:29:00	53	304	126	73	24	527
M65/4049B	07/02/2024	00:00	13:44:00	54	289	136	67	23	515
M65/4049B	07/02/2024	00:00	13:59:00	55	212	162	86	35	495
M65/4049B	07/02/2024	00:00	14:14:00	56	238	124	70	39	471
M65/4049B	07/02/2024	00:00	14:29:00	57	346	112	67	29	554
M65/4049B	07/02/2024	00:00	14:44:00	58	320	125	58	39	542
M65/4049B	07/02/2024	00:00	14:59:00	59	231	176	92	34	533
M65/4049B	07/02/2024	00:00	15:14:00	60	261	193	73	29	556
M65/4049B	07/02/2024	00:00	15:29:00	61	356	129	63	29	577
M65/4049B	07/02/2024	00:00	15:44:00	62	403	160	84	27	674
M65/4049B	07/02/2024	00:00	15:59:00	63	372	208	101	35	716
M65/4049B	07/02/2024	00:00	16:14:00	64	400	270	111	30	811
M65/4049B	07/02/2024	00:00	16:29:00	65	609	173	60	21	863
M65/4049B	07/02/2024	00:00	16:44:00	66	566	152	65	19	802
M65/4049B	07/02/2024	00:00	16:59:00	67	575	218	70	16	879
M65/4049B	07/02/2024	00:00	17:14:00	68	498	245	74	32	849
M65/4049B	07/02/2024	00:00	17:29:00	69	561	194	34	14	803
M65/4049B	07/02/2024	00:00	17:44:00	70	627	126	39	15	807
M65/4049B	07/02/2024	00:00	17:59:00	71	488	166	34	23	710
M65/4049B	07/02/2024	00:00	18:14:00	72	314	196	42	10	562
M65/4049B	07/02/2024	00:00	18:29:00	73	358	122	24	10	514
M65/4049B	07/02/2024	00:00	18:44:00	74	300	79	23	13	415
M65/4049B	07/02/2024	00:00	18:59:00	75	232	57	14	7	310
M65/4049B	07/02/2024	00:00	19:14:00	76	161	93	10	12	276
M65/4049B	07/02/2024	00:00	19:29:00	77	149	71	15	7	242
M65/4049B	07/02/2024	00:00	19:44:00	78	180	35	7	7	229
M65/4049B	07/02/2024	00:00	19:59:00	79	148	41	8	7	204
M65/4049B	07/02/2024	00:00	20:14:00	80	104	50	6	8	168
M65/4049B	07/02/2024	00:00	20:29:00	81	105	43	10	8	166
M65/4049B	07/02/2024	00:00	20:44:00	82	117	34	7	15	173
M65/4049B	07/02/2024	00:00	20:59:00	83	103	16	8	3	130
M65/4049B	07/02/2024	00:00	21:14:00	84	87	28	8	6	129
M65/4049B	07/02/2024	00:00	21:29:00	85	104	47	9	2	162
M65/4049B	07/02/2024	00:00	21:44:00	86	97	18	4	7	126
M65/4049B	07/02/2024	00:00	21:59:00	87	68	18	5	9	100
M65/4049B	07/02/2024	00:00	22:14:00	88	71	23	2	7	103
M65/4049B	07/02/2024	00:00	22:29:00	89	74	25	6	8	113
M65/4049B	07/02/2024	00:00	22:44:00	90	76	12	4	13	105
M65/4049B	07/02/2024	00:00	22:59:00	91	40	10	6	3	59
M65/4049B	07/02/2024	00:00	23:14:00	92	41	19	3	2	65
M65/4049B	07/02/2024	00:00	23:29:00	93	22	13	1	1	37
M65/4049B	07/02/2024	00:00	23:44:59	94					
M65/4049B	07/02/2024	00:00	23:59:59	95					

**M61/2320A - L83 - Hourly traffic flow data**

Site Name	Report Date	Time Period	Ending	Time Interval	0 - 520 cm	521 - 660 cm	661 - 1160 cm	1160+ cm	Total Volume
M61/2320A	07/02/2024	00:00	00:14:00	0	34	10	2	10	56
M61/2320A	07/02/2024	00:00	00:29:00	1	25	5	6	12	48
M61/2320A	07/02/2024	00:00	00:44:00	2	26	1	3	14	44
M61/2320A	07/02/2024	00:00	00:59:00	3	22	4	5	16	47
M61/2320A	07/02/2024	00:00	01:14:00	4	10	5	5	12	32
M61/2320A	07/02/2024	00:00	01:29:00	5	22	4	7	15	48
M61/2320A	07/02/2024	00:00	01:44:00	6	10	0	8	15	33
M61/2320A	07/02/2024	00:00	01:59:00	7	8	8	2	10	28
M61/2320A	07/02/2024	00:00	02:14:00	8	8	1	4	18	31
M61/2320A	07/02/2024	00:00	02:29:00	9	11	5	4	7	27
M61/2320A	07/02/2024	00:00	02:44:00	10	6	3	8	23	40
M61/2320A	07/02/2024	00:00	02:46:00	11	15	15	30	8	68
M61/2320A	07/02/2024	00:00	03:14:00	12	0	0	15	45	60
M61/2320A	07/02/2024	00:00	03:29:00	13	14	6	8	6	34
M61/2320A	07/02/2024	00:00	03:39:00	14	15	2	9	12	38
M61/2320A	07/02/2024	00:00	03:48:00	15	19	8	8	15	49
M61/2320A	07/02/2024	00:00	04:10:00	16	15	0	10	5	30
M61/2320A	07/02/2024	00:00	04:29:00	17	15	9	11	9	43
M61/2320A	07/02/2024	00:00	04:44:00	18	17	8	11	16	52
M61/2320A	07/02/2024	00:00	04:59:00	19	29	9	20	15	73
M61/2320A	07/02/2024	00:00	05:14:00	20	31	8	12	16	67
M61/2320A	07/02/2024	00:00	05:29:00	21	46	15	12	23	96
M61/2320A	07/02/2024	00:00	05:44:00	22	61	25	23	30	139
M61/2320A	07/02/2024	00:00	05:59:00	23	78	22	17	32	149
M61/2320A	07/02/2024	00:00	06:14:00	24	147	35	21	23	226
M61/2320A	07/02/2024	00:00	06:29:00	25	229	54	33	26	342
M61/2320A	07/02/2024	00:00	06:44:00	26	331	95	34	34	495
M61/2320A	07/02/2024	00:00	06:59:00	27	352	101	50	31	534
M61/2320A	07/02/2024	00:00	07:14:00	28	438	143	56	24	661
M61/2320A	07/02/2024	00:00	07:29:00	29	481	131	46	28	686
M61/2320A	07/02/2024	00:00	07:44:00	30	451	104	46	18	619
M61/2320A	07/02/2024	00:00	07:59:00	31	379	83	40	22	524
M61/2320A	07/02/2024	00:00	08:14:00	32	384	75	50	20	529
M61/2320A	07/02/2024	00:00	08:29:00	33	342	83	39	24	488
M61/2320A	07/02/2024	00:00	08:44:00	34	337	68	34	22	461
M61/2320A	07/02/2024	00:00	08:59:00	35	275	73	35	23	406
M61/2320A	07/02/2024	00:00	09:14:00	36	324	77	38	23	462
M61/2320A	07/02/2024	00:00	09:29:00	37	287	79	48	23	437
M61/2320A	07/02/2024	00:00	09:44:00	38	273	55	32	28	388
M61/2320A	07/02/2024	00:00	09:59:00	39	271	68	40	26	405
M61/2320A	07/02/2024	00:00	10:14:00	40	261	72	40	24	397
M61/2320A	07/02/2024	00:00	10:29:00	41	264	45	35	37	381
M61/2320A	07/02/2024	00:00	10:42:00	42	240	61	34	38	374
M61/2320A	07/02/2024	00:00	10:46:00	43	270	60	23	53	405
M61/2320A	07/02/2024	00:00	11:14:59	44					
M61/2320A	07/02/2024	00:00	11:29:00	45	244	45	30	39	358
M61/2320A	07/02/2024	00:00	11:44:00	46	220	62	37	31	350
M61/2320A	07/02/2024	00:00	11:59:00	47	237	58	43	34	372

M61/2320A	07/02/2024 00:00	12:14:00	48	263	58	35	31	387
M61/2320A	07/02/2024 00:00	12:29:00	49	237	45	24	26	332
M61/2320A	07/02/2024 00:00	12:44:00	50	247	62	31	31	371
M61/2320A	07/02/2024 00:00	12:59:00	51	271	58	29	33	391
M61/2320A	07/02/2024 00:00	13:14:00	52	255	59	34	29	377
M61/2320A	07/02/2024 00:00	13:29:00	53	274	64	33	34	405
M61/2320A	07/02/2024 00:00	13:44:00	54	256	56	23	21	356
M61/2320A	07/02/2024 00:00	13:59:00	55	275	52	30	36	393
M61/2320A	07/02/2024 00:00	14:14:00	56	247	57	31	25	360
M61/2320A	07/02/2024 00:00	14:29:00	57	279	62	27	33	401
M61/2320A	07/02/2024 00:00	14:44:00	58	287	56	37	21	401
M61/2320A	07/02/2024 00:00	14:59:00	59	260	68	33	33	394
M61/2320A	07/02/2024 00:00	15:14:00	60	302	60	20	27	409
M61/2320A	07/02/2024 00:00	15:29:00	61	310	87	22	20	439
M61/2320A	07/02/2024 00:00	15:44:00	62	296	101	28	31	456
M61/2320A	07/02/2024 00:00	15:59:00	63	354	60	26	27	467
M61/2320A	07/02/2024 00:00	16:14:00	64	373	65	15	17	470
M61/2320A	07/02/2024 00:00	16:29:00	65	395	83	22	28	528
M61/2320A	07/02/2024 00:00	16:44:00	66	403	69	19	24	515
M61/2320A	07/02/2024 00:00	16:59:00	67	398	79	21	13	511
M61/2320A	07/02/2024 00:00	17:14:00	68	393	75	10	19	497
M61/2320A	07/02/2024 00:00	17:29:00	69	377	45	12	15	449
M61/2320A	07/02/2024 00:00	17:44:00	70	418	69	8	21	516
M61/2320A	07/02/2024 00:00	17:59:00	71	350	61	15	18	445
M61/2320A	07/02/2024 00:00	18:14:00	72	382	41	13	11	447
M61/2320A	07/02/2024 00:00	18:29:00	73	354	47	6	15	422
M61/2320A	07/02/2024 00:00	18:44:00	74	315	40	16	20	391
M61/2320A	07/02/2024 00:00	18:59:00	75	271	33	8	19	331
M61/2320A	07/02/2024 00:00	19:14:00	76	255	32	8	22	317
M61/2320A	07/02/2024 00:00	19:29:00	77	224	30	10	23	287
M61/2320A	07/02/2024 00:00	19:44:00	78	190	25	10	11	236
M61/2320A	07/02/2024 00:00	19:59:00	79	164	18	7	9	198
M61/2320A	07/02/2024 00:00	20:14:00	80	160	23	8	16	207
M61/2320A	07/02/2024 00:00	20:29:00	81	36	4	6	5	51
M61/2320A	07/02/2024 00:00	20:44:00	82	51	5	3	3	62
M61/2320A	07/02/2024 00:00	20:59:00	83	193	20	6	25	244
M61/2320A	07/02/2024 00:00	21:14:00	84	192	14	5	10	221
M61/2320A	07/02/2024 00:00	21:29:00	85	98	15	2	7	122
M61/2320A	07/02/2024 00:00	21:44:00	86	22	5	0	3	30
M61/2320A	07/02/2024 00:00	21:59:00	87	89	12	2	4	107
M61/2320A	07/02/2024 00:00	22:14:00	88	275	26	6	22	329
M61/2320A	07/02/2024 00:00	22:29:00	89	159	14	5	20	198
M61/2320A	07/02/2024 00:00	22:44:00	90	109	6	3	7	125
M61/2320A	07/02/2024 00:00	22:59:00	91	59	7	1	10	77
M61/2320A	07/02/2024 00:00	23:14:00	92	43	4	4	11	62
M61/2320A	07/02/2024 00:00	23:29:00	93	50	11	2	6	69
M61/2320A	07/02/2024 00:00	23:44:00	94	41	6	4	17	68
M61/2320A	07/02/2024 00:00	23:59:00	95	13	1	0	3	17

**M61/2320B - L83 - Hourly traffic flow data**

Site Name	Report Date	Time Period	Ending	Time Interval	0 - 520 cm	521 - 660 cm	661 - 1160 cm	1160+ cm	Total Volume	
M61/2320B	07/02/2024	00:00	00:14:00		0	48	4	3	13	68
M61/2320B	07/02/2024	00:00	00:29:00		1	35	7	6	6	54
M61/2320B	07/02/2024	00:00	00:44:00		2	34	3	3	9	49
M61/2320B	07/02/2024	00:00	00:59:00		3	28	4	6	10	48
M61/2320B	07/02/2024	00:00	01:14:00		4	16	2	3	18	39
M61/2320B	07/02/2024	00:00	01:29:00		5	16	4	7	6	33
M61/2320B	07/02/2024	00:00	01:44:00		6	21	6	4	11	42
M61/2320B	07/02/2024	00:00	01:59:00		7	13	1	5	9	28
M61/2320B	07/02/2024	00:00	02:14:00		8	15	2	1	13	31
M61/2320B	07/02/2024	00:00	02:29:00		9	25	3	2	6	36
M61/2320B	07/02/2024	00:00	02:44:00		10	21	4	6	12	43
M61/2320B	07/02/2024	00:00	02:46:00		11	15	0	0	23	38
M61/2320B	07/02/2024	00:00	03:14:00		12	60	0	0	15	75
M61/2320B	07/02/2024	00:00	03:29:00		13	19	7	0	12	38
M61/2320B	07/02/2024	00:00	03:39:00		14	27	5	3	9	44
M61/2320B	07/02/2024	00:00	03:48:00		15	23	8	11	15	56
M61/2320B	07/02/2024	00:00	04:10:00		16	40	5	0	15	60
M61/2320B	07/02/2024	00:00	04:29:00		17	51	8	8	17	83
M61/2320B	07/02/2024	00:00	04:44:00		18	45	10	7	20	82
M61/2320B	07/02/2024	00:00	04:59:00		19	55	7	9	11	82
M61/2320B	07/02/2024	00:00	05:14:00		20	84	7	9	24	124
M61/2320B	07/02/2024	00:00	05:29:00		21	133	15	14	22	184
M61/2320B	07/02/2024	00:00	05:44:00		22	185	16	16	35	252
M61/2320B	07/02/2024	00:00	05:59:00		23	256	19	21	25	321
M61/2320B	07/02/2024	00:00	06:14:00		24	411	38	21	30	500
M61/2320B	07/02/2024	00:00	06:29:00		25	456	49	24	37	566
M61/2320B	07/02/2024	00:00	06:44:00		26	456	47	19	27	550
M61/2320B	07/02/2024	00:00	06:59:00		27	495	43	18	35	591
M61/2320B	07/02/2024	00:00	07:14:00		28	492	54	19	27	592
M61/2320B	07/02/2024	00:00	07:29:00		29	601	46	15	28	690
M61/2320B	07/02/2024	00:00	07:44:00		30	687	51	36	25	799
M61/2320B	07/02/2024	00:00	07:59:00		31	698	50	34	26	808
M61/2320B	07/02/2024	00:00	08:14:00		32	689	48	46	31	814
M61/2320B	07/02/2024	00:00	08:29:00		33	639	53	34	30	756
M61/2320B	07/02/2024	00:00	08:44:00		34	649	51	44	38	782
M61/2320B	07/02/2024	00:00	08:59:00		35	545	48	48	45	686
M61/2320B	07/02/2024	00:00	09:14:00		36	512	50	40	39	641
M61/2320B	07/02/2024	00:00	09:29:00		37	505	49	41	43	638
M61/2320B	07/02/2024	00:00	09:44:00		38	453	63	39	50	605
M61/2320B	07/02/2024	00:00	09:59:00		39	410	49	39	44	542
M61/2320B	07/02/2024	00:00	10:14:00		40	415	46	48	42	551
M61/2320B	07/02/2024	00:00	10:29:00		41	432	47	44	35	558
M61/2320B	07/02/2024	00:00	10:42:00		42	434	45	41	34	554
M61/2320B	07/02/2024	00:00	10:52:00		43	450	25	50	45	570
M61/2320B	07/02/2024	00:00	11:14:59		44					
M61/2320B	07/02/2024	00:00	11:29:00		45	431	49	52	51	583
M61/2320B	07/02/2024	00:00	11:44:00		46	453	53	45	29	580
M61/2320B	07/02/2024	00:00	11:59:00		47	431	52	44	52	579

M61/2320B	07/02/2024	00:00	12:14:00	48	444	51	44	39	578
M61/2320B	07/02/2024	00:00	12:29:00	49	496	53	38	29	616
M61/2320B	07/02/2024	00:00	12:44:00	50	523	46	53	39	661
M61/2320B	07/02/2024	00:00	12:59:00	51	440	48	38	35	561
M61/2320B	07/02/2024	00:00	13:14:00	52	443	49	43	54	589
M61/2320B	07/02/2024	00:00	13:29:00	53	486	51	46	44	627
M61/2320B	07/02/2024	00:00	13:44:00	54	509	57	59	48	673
M61/2320B	07/02/2024	00:00	13:59:00	55	504	70	58	41	673
M61/2320B	07/02/2024	00:00	14:14:00	56	516	73	58	40	687
M61/2320B	07/02/2024	00:00	14:29:00	57	513	70	46	43	672
M61/2320B	07/02/2024	00:00	14:44:00	58	582	73	40	32	727
M61/2320B	07/02/2024	00:00	14:59:00	59	603	56	56	34	749
M61/2320B	07/02/2024	00:00	15:14:00	60	640	60	54	40	794
M61/2320B	07/02/2024	00:00	15:29:00	61	744	66	53	35	898
M61/2320B	07/02/2024	00:00	15:44:00	62	737	73	46	31	887
M61/2320B	07/02/2024	00:00	15:59:00	63	753	99	45	29	926
M61/2320B	07/02/2024	00:00	16:14:00	64	768	57	36	25	886
M61/2320B	07/02/2024	00:00	16:29:00	65	824	76	32	25	957
M61/2320B	07/02/2024	00:00	16:44:00	66	846	70	22	24	962
M61/2320B	07/02/2024	00:00	16:59:00	67	835	48	22	20	925
M61/2320B	07/02/2024	00:00	17:14:00	68	830	42	22	20	914
M61/2320B	07/02/2024	00:00	17:29:00	69	775	36	20	11	842
M61/2320B	07/02/2024	00:00	17:44:00	70	757	42	14	16	829
M61/2320B	07/02/2024	00:00	17:59:00	71	660	30	12	25	726
M61/2320B	07/02/2024	00:00	18:14:00	72	632	32	10	24	698
M61/2320B	07/02/2024	00:00	18:29:00	73	620	28	14	15	677
M61/2320B	07/02/2024	00:00	18:44:00	74	503	20	13	17	553
M61/2320B	07/02/2024	00:00	18:59:00	75	423	14	10	18	465
M61/2320B	07/02/2024	00:00	19:14:00	76	328	20	8	17	373
M61/2320B	07/02/2024	00:00	19:29:00	77	344	10	12	18	384
M61/2320B	07/02/2024	00:00	19:44:00	78	291	10	11	19	331
M61/2320B	07/02/2024	00:00	19:59:00	79	143	8	1	6	158
M61/2320B	07/02/2024	00:00	20:14:00	80	77	4	2	5	88
M61/2320B	07/02/2024	00:00	20:29:00	81	77	2	0	3	82
M61/2320B	07/02/2024	00:00	20:44:00	82	60	3	1	9	73
M61/2320B	07/02/2024	00:00	20:59:00	83	80	1	1	3	85
M61/2320B	07/02/2024	00:00	21:14:00	84	97	0	1	4	102
M61/2320B	07/02/2024	00:00	21:29:00	85	109	4	2	6	121
M61/2320B	07/02/2024	00:00	21:44:00	86	105	2	4	6	117
M61/2320B	07/02/2024	00:00	21:59:00	87	55	1	1	10	67
M61/2320B	07/02/2024	00:00	22:14:00	88	79	3	5	6	93
M61/2320B	07/02/2024	00:00	22:29:00	89	62	1	5	9	77
M61/2320B	07/02/2024	00:00	22:44:00	90	63	4	4	2	73
M61/2320B	07/02/2024	00:00	22:59:00	91	46	3	1	6	56
M61/2320B	07/02/2024	00:00	23:14:00	92	36	2	2	5	45
M61/2320B	07/02/2024	00:00	23:29:00	93	36	3	2	6	47
M61/2320B	07/02/2024	00:00	23:44:00	94	33	1	2	4	40
M61/2320B	07/02/2024	00:00	23:59:00	95	27	0	1	4	32

**M65/4020A - L84 - Hourly traffic flow data**

Site Name	Report Date	Time Period Ending	Time Interval	0 - 520 cm	521 - 660 cm	661 - 1160 cm	1160+ cm	Total Volume	
M65/4020A	07/02/2024	00:00	00:14:00	0	20	3	1	1	25
M65/4020A	07/02/2024	00:00	00:29:00	1	17	3	1	3	24
M65/4020A	07/02/2024	00:00	00:44:00	2	15	4	4	1	24
M65/4020A	07/02/2024	00:00	00:59:00	3	11	2	3	3	19
M65/4020A	07/02/2024	00:00	01:14:00	4	14	1	1	3	19
M65/4020A	07/02/2024	00:00	01:29:00	5	16	2	1	2	21
M65/4020A	07/02/2024	00:00	01:44:00	6	8	1	1	6	16
M65/4020A	07/02/2024	00:00	01:59:00	7	6	1	2	3	12
M65/4020A	07/02/2024	00:00	02:14:00	8	11	2	1	5	19
M65/4020A	07/02/2024	00:00	02:29:00	9	9	2	1	2	14
M65/4020A	07/02/2024	00:00	02:44:00	10	15	2	2	4	23
M65/4020A	07/02/2024	00:00	02:46:00	11	23	0	8	8	38
M65/4020A	07/02/2024	00:00	03:14:59	12					
M65/4020A	07/02/2024	00:00	03:29:00	13	12	3	0	3	18
M65/4020A	07/02/2024	00:00	03:39:00	14	12	0	3	5	20
M65/4020A	07/02/2024	00:00	03:49:00	15	15	0	0	0	15
M65/4020A	07/02/2024	00:00	04:11:00	16	25	0	0	5	30
M65/4020A	07/02/2024	00:00	04:29:00	17	13	4	6	8	30
M65/4020A	07/02/2024	00:00	04:44:00	18	13	6	6	8	33
M65/4020A	07/02/2024	00:00	04:59:00	19	24	4	8	7	43
M65/4020A	07/02/2024	00:00	05:14:00	20	36	2	3	7	48
M65/4020A	07/02/2024	00:00	05:29:00	21	50	14	7	12	83
M65/4020A	07/02/2024	00:00	05:44:00	22	82	12	7	6	107
M65/4020A	07/02/2024	00:00	05:59:00	23	121	17	5	18	161
M65/4020A	07/02/2024	00:00	06:14:00	24	134	36	12	16	198
M65/4020A	07/02/2024	00:00	06:29:00	25	210	42	24	22	298
M65/4020A	07/02/2024	00:00	06:44:00	26	249	61	16	6	333
M65/4020A	07/02/2024	00:00	06:59:00	27	308	77	27	23	435
M65/4020A	07/02/2024	00:00	07:14:00	28	427	85	49	24	585
M65/4020A	07/02/2024	00:00	07:29:00	29	519	123	41	39	722
M65/4020A	07/02/2024	00:00	07:44:00	30	571	112	64	22	769
M65/4020A	07/02/2024	00:00	07:59:00	31	514	119	53	31	717
M65/4020A	07/02/2024	00:00	08:14:00	32	492	128	60	26	706
M65/4020A	07/02/2024	00:00	08:29:00	33	460	96	65	36	657
M65/4020A	07/02/2024	00:00	08:44:00	34	441	94	51	30	616
M65/4020A	07/02/2024	00:00	08:59:00	35	378	86	50	38	552
M65/4020A	07/02/2024	00:00	09:14:00	36	360	88	45	26	519
M65/4020A	07/02/2024	00:00	09:29:00	37	295	75	51	27	448
M65/4020A	07/02/2024	00:00	09:44:00	38	251	75	40	30	396
M65/4020A	07/02/2024	00:00	09:59:00	39	248	59	54	29	390
M65/4020A	07/02/2024	00:00	10:14:00	40	226	60	33	31	350
M65/4020A	07/02/2024	00:00	10:29:00	41	246	52	26	28	352
M65/4020A	07/02/2024	00:00	10:44:00	42	218	77	37	23	355
M65/4020A	07/02/2024	00:00	10:53:00	43	175	85	30	50	340
M65/4020A	07/02/2024	00:00	11:14:59	44					
M65/4020A	07/02/2024	00:00	11:29:00	45	249	63	38	21	371
M65/4020A	07/02/2024	00:00	11:44:00	46	217	64	37	30	348
M65/4020A	07/02/2024	00:00	11:59:00	47	224	56	35	32	347

M65/4020A	07/02/2024 00:00	12:14:00	48	247	69	49	32	397
M65/4020A	07/02/2024 00:00	12:29:00	49	279	82	40	21	422
M65/4020A	07/02/2024 00:00	12:44:00	50	286	53	38	32	409
M65/4020A	07/02/2024 00:00	12:59:00	51	253	47	32	31	363
M65/4020A	07/02/2024 00:00	13:14:00	52	265	58	30	26	379
M65/4020A	07/02/2024 00:00	13:29:00	53	263	55	32	22	372
M65/4020A	07/02/2024 00:00	13:44:00	54	257	69	56	25	407
M65/4020A	07/02/2024 00:00	13:59:00	55	272	76	42	25	415
M65/4020A	07/02/2024 00:00	14:14:00	56	248	69	49	28	394
M65/4020A	07/02/2024 00:00	14:29:00	57	283	63	43	30	419
M65/4020A	07/02/2024 00:00	14:44:00	58	312	62	46	14	434
M65/4020A	07/02/2024 00:00	14:59:00	59	289	69	45	18	421
M65/4020A	07/02/2024 00:00	15:14:00	60	319	92	41	28	480
M65/4020A	07/02/2024 00:00	15:29:00	61	417	90	43	15	565
M65/4020A	07/02/2024 00:00	15:44:00	62	439	90	35	18	582
M65/4020A	07/02/2024 00:00	15:59:00	63	460	114	50	13	637
M65/4020A	07/02/2024 00:00	16:14:00	64	471	88	26	18	603
M65/4020A	07/02/2024 00:00	16:29:00	65	524	115	39	14	692
M65/4020A	07/02/2024 00:00	16:44:00	66	577	96	30	12	715
M65/4020A	07/02/2024 00:00	16:59:00	67	520	85	20	15	640
M65/4020A	07/02/2024 00:00	17:14:00	68	563	78	25	7	673
M65/4020A	07/02/2024 00:00	17:29:00	69	539	65	23	7	634
M65/4020A	07/02/2024 00:00	17:44:00	70	409	74	20	17	520
M65/4020A	07/02/2024 00:00	17:59:00	71	385	54	19	8	465
M65/4020A	07/02/2024 00:00	18:14:00	72	369	49	17	9	444
M65/4020A	07/02/2024 00:00	18:29:00	73	348	46	11	12	417
M65/4020A	07/02/2024 00:00	18:44:00	74	271	39	8	10	328
M65/4020A	07/02/2024 00:00	18:59:00	75	229	37	6	6	278
M65/4020A	07/02/2024 00:00	19:14:00	76	221	24	6	9	260
M65/4020A	07/02/2024 00:00	19:29:00	77	203	26	4	6	239
M65/4020A	07/02/2024 00:00	19:44:00	78	174	27	12	6	219
M65/4020A	07/02/2024 00:00	19:59:00	79	117	21	8	9	155
M65/4020A	07/02/2024 00:00	20:14:00	80	139	13	8	14	174
M65/4020A	07/02/2024 00:00	20:29:00	81	143	17	3	8	171
M65/4020A	07/02/2024 00:00	20:44:00	82	112	13	5	9	139
M65/4020A	07/02/2024 00:00	20:59:00	83	111	17	9	1	138
M65/4020A	07/02/2024 00:00	21:14:00	84	107	15	7	2	131
M65/4020A	07/02/2024 00:00	21:29:00	85	95	13	6	2	116
M65/4020A	07/02/2024 00:00	21:44:00	86	79	11	1	3	94
M65/4020A	07/02/2024 00:00	21:59:00	87	65	6	5	3	79
M65/4020A	07/02/2024 00:00	22:14:00	88	89	15	4	5	113
M65/4020A	07/02/2024 00:00	22:29:00	89	70	7	1	2	80
M65/4020A	07/02/2024 00:00	22:44:00	90	71	7	3	3	84
M65/4020A	07/02/2024 00:00	22:59:00	91	35	4	1	4	44
M65/4020A	07/02/2024 00:00	23:14:00	92	42	3	0	2	47
M65/4020A	07/02/2024 00:00	23:29:00	93	40	3	2	3	48
M65/4020A	07/02/2024 00:00	23:44:00	94	33	4	0	1	38
M65/4020A	07/02/2024 00:00	23:59:00	95	29	7	0	0	36



**M65/4027B - L84 - Hourly traffic flow data**

Site Name	Report Date	Time Period Ending	Time Interval	0 - 520 cm	521 - 660 cm	661 - 1160 cm	1160+ cm	Total Volume	
M65/4027B	07/02/2024	00:00	00:14:00	0	20	2	5	4	31
M65/4027B	07/02/2024	00:00	00:29:00	1	16	3	2	4	25
M65/4027B	07/02/2024	00:00	00:44:00	2	15	4	4	4	27
M65/4027B	07/02/2024	00:00	00:59:00	3	10	4	0	1	15
M65/4027B	07/02/2024	00:00	01:14:00	4	8	1	3	2	14
M65/4027B	07/02/2024	00:00	01:29:00	5	9	6	1	5	21
M65/4027B	07/02/2024	00:00	01:44:00	6	7	5	1	4	17
M65/4027B	07/02/2024	00:00	01:59:00	7	12	1	0	3	16
M65/4027B	07/02/2024	00:00	02:14:00	8	1	3	3	8	15
M65/4027B	07/02/2024	00:00	02:29:00	9	12	2	2	6	22
M65/4027B	07/02/2024	00:00	02:44:00	10	6	1	2	5	14
M65/4027B	07/02/2024	00:00	02:46:00	11	45	0	0	0	45
M65/4027B	07/02/2024	00:00	03:14:00	12	0	0	15	0	15
M65/4027B	07/02/2024	00:00	03:29:00	13	8	2	3	4	17
M65/4027B	07/02/2024	00:00	03:39:00	14	3	6	3	3	15
M65/4027B	07/02/2024	00:00	03:48:00	15	8	8	0	11	26
M65/4027B	07/02/2024	00:00	04:10:00	16	8	8	0	0	15
M65/4027B	07/02/2024	00:00	04:29:00	17	11	4	9	4	28
M65/4027B	07/02/2024	00:00	04:44:00	18	17	8	5	4	34
M65/4027B	07/02/2024	00:00	04:59:00	19	32	6	7	8	53
M65/4027B	07/02/2024	00:00	05:14:00	20	41	15	5	10	71
M65/4027B	07/02/2024	00:00	05:29:00	21	50	20	7	9	86
M65/4027B	07/02/2024	00:00	05:44:00	22	81	21	11	11	124
M65/4027B	07/02/2024	00:00	05:59:00	23	99	26	18	13	156
M65/4027B	07/02/2024	00:00	06:14:00	24	118	39	21	18	196
M65/4027B	07/02/2024	00:00	06:29:00	25	228	73	26	15	342
M65/4027B	07/02/2024	00:00	06:44:00	26	265	96	43	15	419
M65/4027B	07/02/2024	00:00	06:59:00	27	352	118	45	17	532
M65/4027B	07/02/2024	00:00	07:14:00	28	418	125	44	30	617
M65/4027B	07/02/2024	00:00	07:29:00	29	568	140	43	18	769
M65/4027B	07/02/2024	00:00	07:44:00	30	554	133	47	16	750
M65/4027B	07/02/2024	00:00	07:59:00	31	560	136	45	26	767
M65/4027B	07/02/2024	00:00	08:14:00	32	558	129	49	29	765
M65/4027B	07/02/2024	00:00	08:29:00	33	583	135	49	31	798
M65/4027B	07/02/2024	00:00	08:44:00	34	520	139	47	31	737
M65/4027B	07/02/2024	00:00	08:59:00	35	488	123	62	33	706
M65/4027B	07/02/2024	00:00	09:14:00	36	369	96	55	26	546
M65/4027B	07/02/2024	00:00	09:29:00	37	380	94	39	26	539
M65/4027B	07/02/2024	00:00	09:44:00	38	321	97	45	21	484
M65/4027B	07/02/2024	00:00	09:59:00	39	307	83	41	30	461
M65/4027B	07/02/2024	00:00	10:14:00	40	262	67	51	37	417
M65/4027B	07/02/2024	00:00	10:29:00	41	220	78	58	36	392
M65/4027B	07/02/2024	00:00	10:44:00	42	259	94	40	28	420
M65/4027B	07/02/2024	00:00	10:46:00	43	180	90	53	15	338
M65/4027B	07/02/2024	00:00	11:14:59	44					
M65/4027B	07/02/2024	00:00	11:29:00	45	230	58	53	23	364
M65/4027B	07/02/2024	00:00	11:44:00	46	227	79	47	27	380
M65/4027B	07/02/2024	00:00	11:59:00	47	236	70	52	29	387

M65/4027B	07/02/2024 00:00	12:14:00	48	245	60	53	22	380
M65/4027B	07/02/2024 00:00	12:29:00	49	259	63	45	21	388
M65/4027B	07/02/2024 00:00	12:44:00	50	245	79	44	35	403
M65/4027B	07/02/2024 00:00	12:59:00	51	263	79	35	21	398
M65/4027B	07/02/2024 00:00	13:14:00	52	268	86	36	31	421
M65/4027B	07/02/2024 00:00	13:29:00	53	284	81	57	26	448
M65/4027B	07/02/2024 00:00	13:44:00	54	265	78	50	19	412
M65/4027B	07/02/2024 00:00	13:59:00	55	245	67	40	22	374
M65/4027B	07/02/2024 00:00	14:14:00	56	248	77	35	40	400
M65/4027B	07/02/2024 00:00	14:29:00	57	269	89	41	31	430
M65/4027B	07/02/2024 00:00	14:44:00	58	290	88	38	28	444
M65/4027B	07/02/2024 00:00	14:59:00	59	322	90	60	23	495
M65/4027B	07/02/2024 00:00	15:14:00	60	324	118	48	26	516
M65/4027B	07/02/2024 00:00	15:29:00	61	322	91	43	23	479
M65/4027B	07/02/2024 00:00	15:44:00	62	348	103	52	30	533
M65/4027B	07/02/2024 00:00	15:59:00	63	413	126	45	22	606
M65/4027B	07/02/2024 00:00	16:14:00	64	416	133	47	22	618
M65/4027B	07/02/2024 00:00	16:29:00	65	539	133	42	25	739
M65/4027B	07/02/2024 00:00	16:44:00	66	469	126	34	18	647
M65/4027B	07/02/2024 00:00	16:59:00	67	618	119	27	20	784
M65/4027B	07/02/2024 00:00	17:14:00	68	595	116	32	19	762
M65/4027B	07/02/2024 00:00	17:29:00	69	560	103	26	12	701
M65/4027B	07/02/2024 00:00	17:44:00	70	533	90	15	15	653
M65/4027B	07/02/2024 00:00	17:59:00	71	481	87	15	15	598
M65/4027B	07/02/2024 00:00	18:14:00	72	425	65	12	7	509
M65/4027B	07/02/2024 00:00	18:29:00	73	347	78	8	15	448
M65/4027B	07/02/2024 00:00	18:44:00	74	259	41	14	9	323
M65/4027B	07/02/2024 00:00	18:59:00	75	229	34	8	7	278
M65/4027B	07/02/2024 00:00	19:14:00	76	198	23	9	11	241
M65/4027B	07/02/2024 00:00	19:29:00	77	187	27	6	10	230
M65/4027B	07/02/2024 00:00	19:44:00	78	181	19	8	12	220
M65/4027B	07/02/2024 00:00	19:59:00	79	160	29	6	9	204
M65/4027B	07/02/2024 00:00	20:14:00	80	149	20	6	10	185
M65/4027B	07/02/2024 00:00	20:29:00	81	140	22	5	10	177
M65/4027B	07/02/2024 00:00	20:44:00	82	105	31	11	11	158
M65/4027B	07/02/2024 00:00	20:59:00	83	151	24	8	8	191
M65/4027B	07/02/2024 00:00	21:14:00	84	115	20	8	10	153
M65/4027B	07/02/2024 00:00	21:29:00	85	106	9	7	7	129
M65/4027B	07/02/2024 00:00	21:44:00	86	81	15	2	6	104
M65/4027B	07/02/2024 00:00	21:59:00	87	64	12	5	7	88
M65/4027B	07/02/2024 00:00	22:14:00	88	105	5	4	9	123
M65/4027B	07/02/2024 00:00	22:29:00	89	85	13	3	5	106
M65/4027B	07/02/2024 00:00	22:44:00	90	73	10	4	8	95
M65/4027B	07/02/2024 00:00	22:59:00	91	52	9	7	8	76
M65/4027B	07/02/2024 00:00	23:14:00	92	46	9	1	4	60
M65/4027B	07/02/2024 00:00	23:29:00	93	43	9	2	2	56
M65/4027B	07/02/2024 00:00	23:44:00	94	40	5	3	4	52
M65/4027B	07/02/2024 00:00	23:59:00	95	14	3	1	4	22

**M6/7450A - L85 - Hourly traffic flow data**

Site Name	Report Date	Time Period Ending	Time Interval	0 - 520 cm	521 - 660 cm	661 - 1160 cm	1160+ cm	Total Volume	
M6/7450A	07/02/2024	00:00	00:14:00	0	27	7	5	26	65
M6/7450A	07/02/2024	00:00	00:29:00	1	24	1	3	29	57
M6/7450A	07/02/2024	00:00	00:44:00	2	17	6	8	37	68
M6/7450A	07/02/2024	00:00	00:59:00	3	13	4	2	27	46
M6/7450A	07/02/2024	00:00	01:14:00	4	12	4	4	37	57
M6/7450A	07/02/2024	00:00	01:29:00	5	12	5	6	38	61
M6/7450A	07/02/2024	00:00	01:44:00	6	11	4	15	54	84
M6/7450A	07/02/2024	00:00	01:59:00	7	10	3	8	29	50
M6/7450A	07/02/2024	00:00	02:14:00	8	33	6	9	24	72
M6/7450A	07/02/2024	00:00	02:29:00	9	15	6	8	30	59
M6/7450A	07/02/2024	00:00	02:44:00	10	17	4	10	42	73
M6/7450A	07/02/2024	00:00	02:46:00	11	8	0	8	38	53
M6/7450A	07/02/2024	00:00	03:14:59	12					
M6/7450A	07/02/2024	00:00	03:29:00	13	15	2	13	38	68
M6/7450A	07/02/2024	00:00	03:39:00	14	11	5	8	41	63
M6/7450A	07/02/2024	00:00	03:49:00	15	23	0	0	38	60
M6/7450A	07/02/2024	00:00	04:10:00	16	23	30	0	38	90
M6/7450A	07/02/2024	00:00	04:29:00	17	38	11	34	39	122
M6/7450A	07/02/2024	00:00	04:44:00	18	31	10	18	37	96
M6/7450A	07/02/2024	00:00	04:59:00	19	32	16	22	43	113
M6/7450A	07/02/2024	00:00	05:14:00	20	39	13	29	47	128
M6/7450A	07/02/2024	00:00	05:29:00	21	81	16	36	87	220
M6/7450A	07/02/2024	00:00	05:44:00	22	83	25	42	80	230
M6/7450A	07/02/2024	00:00	05:59:00	23	132	29	35	74	270
M6/7450A	07/02/2024	00:00	06:14:00	24	161	39	47	78	325
M6/7450A	07/02/2024	00:00	06:29:00	25	284	61	34	67	446
M6/7450A	07/02/2024	00:00	06:44:00	26	410	76	65	100	651
M6/7450A	07/02/2024	00:00	06:59:00	27	478	80	72	73	703
M6/7450A	07/02/2024	00:00	07:14:00	28	631	114	84	85	914
M6/7450A	07/02/2024	00:00	07:29:00	29	693	126	90	87	996
M6/7450A	07/02/2024	00:00	07:44:00	30	844	184	79	75	1182
M6/7450A	07/02/2024	00:00	07:59:00	31	817	164	86	68	1135
M6/7450A	07/02/2024	00:00	08:14:00	32	797	124	108	51	1080
M6/7450A	07/02/2024	00:00	08:29:00	33	807	128	84	58	1077
M6/7450A	07/02/2024	00:00	08:44:00	34	625	133	78	61	896
M6/7450A	07/02/2024	00:00	08:59:00	35	563	104	92	53	812
M6/7450A	07/02/2024	00:00	09:14:00	36	532	132	63	86	813
M6/7450A	07/02/2024	00:00	09:29:00	37	486	72	63	54	675
M6/7450A	07/02/2024	00:00	09:44:00	38	432	112	56	70	670
M6/7450A	07/02/2024	00:00	09:59:00	39	385	74	67	54	580
M6/7450A	07/02/2024	00:00	10:14:00	40	343	77	60	58	538
M6/7450A	07/02/2024	00:00	10:29:00	41	376	54	52	67	549
M6/7450A	07/02/2024	00:00	10:44:00	42	380	100	63	70	614
M6/7450A	07/02/2024	00:00	10:53:00	43	325	95	50	55	525
M6/7450A	07/02/2024	00:00	11:14:59	44					
M6/7450A	07/02/2024	00:00	11:29:00	45	375	73	51	71	570
M6/7450A	07/02/2024	00:00	11:44:00	46	379	92	62	69	602
M6/7450A	07/02/2024	00:00	11:59:00	47	346	55	52	55	508

M6/7450A	07/02/2024 00:00	12:14:00	48	405	70	41	76	592
M6/7450A	07/02/2024 00:00	12:29:00	49	348	67	51	65	531
M6/7450A	07/02/2024 00:00	12:44:00	50	335	64	59	58	516
M6/7450A	07/02/2024 00:00	12:59:00	51	379	59	43	73	554
M6/7450A	07/02/2024 00:00	13:14:00	52	366	74	50	57	547
M6/7450A	07/02/2024 00:00	13:29:00	53	380	45	44	63	532
M6/7450A	07/02/2024 00:00	13:44:00	54	356	82	58	75	571
M6/7450A	07/02/2024 00:00	13:59:00	55	401	58	41	72	572
M6/7450A	07/02/2024 00:00	14:14:00	56	352	55	41	59	507
M6/7450A	07/02/2024 00:00	14:29:00	57	441	85	51	62	640
M6/7450A	07/02/2024 00:00	14:44:00	58	432	77	47	56	612
M6/7450A	07/02/2024 00:00	14:59:00	59	445	69	48	56	618
M6/7450A	07/02/2024 00:00	15:14:00	60	483	84	37	70	674
M6/7450A	07/02/2024 00:00	15:29:00	61	457	78	49	78	662
M6/7450A	07/02/2024 00:00	15:44:00	62	552	89	42	74	757
M6/7450A	07/02/2024 00:00	15:59:00	63	539	92	34	73	738
M6/7450A	07/02/2024 00:00	16:14:00	64	435	64	21	41	561
M6/7450A	07/02/2024 00:00	16:29:00	65	703	88	33	83	907
M6/7450A	07/02/2024 00:00	16:44:00	66	661	96	29	63	849
M6/7450A	07/02/2024 00:00	16:59:00	67	613	98	24	53	788
M6/7450A	07/02/2024 00:00	17:14:00	68	651	83	29	45	808
M6/7450A	07/02/2024 00:00	17:29:00	69	591	69	20	43	723
M6/7450A	07/02/2024 00:00	17:44:00	70	582	68	25	58	733
M6/7450A	07/02/2024 00:00	17:59:00	71	504	42	20	46	612
M6/7450A	07/02/2024 00:00	18:14:00	72	453	48	19	52	572
M6/7450A	07/02/2024 00:00	18:29:00	73	524	36	18	55	633
M6/7450A	07/02/2024 00:00	18:44:00	74	433	50	20	55	558
M6/7450A	07/02/2024 00:00	18:59:00	75	274	42	18	52	386
M6/7450A	07/02/2024 00:00	19:14:00	76	311	29	9	35	384
M6/7450A	07/02/2024 00:00	19:29:00	77	288	34	17	25	364
M6/7450A	07/02/2024 00:00	19:44:00	78	283	24	15	41	363
M6/7450A	07/02/2024 00:00	19:59:00	79	237	33	14	35	319
M6/7450A	07/02/2024 00:00	20:14:00	80	238	25	8	30	301
M6/7450A	07/02/2024 00:00	20:29:00	81	221	15	13	28	277
M6/7450A	07/02/2024 00:00	20:44:00	82	198	25	11	35	269
M6/7450A	07/02/2024 00:00	20:59:00	83	157	14	12	35	218
M6/7450A	07/02/2024 00:00	21:14:00	84	147	32	16	32	227
M6/7450A	07/02/2024 00:00	21:29:00	85	153	16	8	33	210
M6/7450A	07/02/2024 00:00	21:44:00	86	132	19	15	33	199
M6/7450A	07/02/2024 00:00	21:59:00	87	121	16	11	22	170
M6/7450A	07/02/2024 00:00	22:14:00	88	148	17	5	30	200
M6/7450A	07/02/2024 00:00	22:29:00	89	111	15	4	33	163
M6/7450A	07/02/2024 00:00	22:44:00	90	90	13	9	39	151
M6/7450A	07/02/2024 00:00	22:59:00	91	87	7	13	30	137
M6/7450A	07/02/2024 00:00	23:14:00	92	56	8	4	20	88
M6/7450A	07/02/2024 00:00	23:29:00	93	52	7	3	20	82
M6/7450A	07/02/2024 00:00	23:44:00	94	44	7	9	25	85
M6/7450A	07/02/2024 00:00	23:59:00	95	36	7	9	37	89

**M6/7455B - L85 - Hourly traffic flow data**

Site Name	Report Date	Time Period	Ending	Time Interval	0 - 520 cm	521 - 660 cm	661 - 1160 cm	1160+ cm	Total Volume
M6/7455B	07/02/2024	00:00	00:14:00	0	22	1	6	18	47
M6/7455B	07/02/2024	00:00	00:29:00	1	26	1	5	30	62
M6/7455B	07/02/2024	00:00	00:44:00	2	18	4	2	18	42
M6/7455B	07/02/2024	00:00	00:59:00	3	29	8	4	19	60
M6/7455B	07/02/2024	00:00	01:14:00	4	8	3	7	19	37
M6/7455B	07/02/2024	00:00	01:29:00	5	17	3	8	18	46
M6/7455B	07/02/2024	00:00	01:44:00	6	14	3	8	25	50
M6/7455B	07/02/2024	00:00	01:59:00	7	11	5	9	35	60
M6/7455B	07/02/2024	00:00	02:14:00	8	8	2	3	27	40
M6/7455B	07/02/2024	00:00	02:29:00	9	13	2	8	27	50
M6/7455B	07/02/2024	00:00	02:44:00	10	12	6	8	24	50
M6/7455B	07/02/2024	00:00	02:46:00	11	23	8	0	15	45
M6/7455B	07/02/2024	00:00	03:14:00	12	0	0	0	30	30
M6/7455B	07/02/2024	00:00	03:29:00	13	21	6	7	26	60
M6/7455B	07/02/2024	00:00	03:38:00	14	23	5	5	22	55
M6/7455B	07/02/2024	00:00	03:48:00	15	15	8	4	30	56
M6/7455B	07/02/2024	00:00	04:10:00	16	10	10	5	20	45
M6/7455B	07/02/2024	00:00	04:29:00	17	25	12	17	45	98
M6/7455B	07/02/2024	00:00	04:44:00	18	26	7	13	40	86
M6/7455B	07/02/2024	00:00	04:59:00	19	52	11	15	35	113
M6/7455B	07/02/2024	00:00	05:14:00	20	66	16	12	41	135
M6/7455B	07/02/2024	00:00	05:29:00	21	86	14	19	43	162
M6/7455B	07/02/2024	00:00	05:44:00	22	135	20	14	49	218
M6/7455B	07/02/2024	00:00	05:59:00	23	191	35	20	56	302
M6/7455B	07/02/2024	00:00	06:14:00	24	183	41	17	66	307
M6/7455B	07/02/2024	00:00	06:29:00	25	282	57	33	78	450
M6/7455B	07/02/2024	00:00	06:44:00	26	366	73	37	69	545
M6/7455B	07/02/2024	00:00	06:59:00	27	390	98	35	60	583
M6/7455B	07/02/2024	00:00	07:14:00	28	439	82	36	74	631
M6/7455B	07/02/2024	00:00	07:29:00	29	530	89	45	71	735
M6/7455B	07/02/2024	00:00	07:44:00	30	583	82	42	66	773
M6/7455B	07/02/2024	00:00	07:59:00	31	620	89	42	69	820
M6/7455B	07/02/2024	00:00	08:14:00	32	530	76	45	62	713
M6/7455B	07/02/2024	00:00	08:29:00	33	554	83	40	65	742
M6/7455B	07/02/2024	00:00	08:44:00	34	549	75	57	58	738
M6/7455B	07/02/2024	00:00	08:59:00	35	455	69	52	71	647
M6/7455B	07/02/2024	00:00	09:14:00	36	402	65	69	94	630
M6/7455B	07/02/2024	00:00	09:29:00	37	432	77	58	63	630
M6/7455B	07/02/2024	00:00	09:44:00	38	400	50	43	69	562
M6/7455B	07/02/2024	00:00	09:59:00	39	355	74	51	74	554
M6/7455B	07/02/2024	00:00	10:14:00	40	339	48	49	76	512
M6/7455B	07/02/2024	00:00	10:29:00	41	355	64	66	82	567
M6/7455B	07/02/2024	00:00	10:44:00	42	333	66	60	54	513
M6/7455B	07/02/2024	00:00	10:52:00	43	355	85	55	70	565
M6/7455B	07/02/2024	00:00	11:14:00	44	450	150	30	75	705
M6/7455B	07/02/2024	00:00	11:29:00	45	367	43	61	62	533
M6/7455B	07/02/2024	00:00	11:44:00	46	341	64	52	69	526
M6/7455B	07/02/2024	00:00	11:59:00	47	365	64	55	67	551

M6/7455B	07/02/2024 00:00	12:14:00	48	362	66	56	63	547
M6/7455B	07/02/2024 00:00	12:29:00	49	378	71	57	58	564
M6/7455B	07/02/2024 00:00	12:44:00	50	394	64	57	69	584
M6/7455B	07/02/2024 00:00	12:59:00	51	394	63	58	70	585
M6/7455B	07/02/2024 00:00	13:14:00	52	420	65	57	64	606
M6/7455B	07/02/2024 00:00	13:29:00	53	394	50	57	59	560
M6/7455B	07/02/2024 00:00	13:44:00	54	432	93	69	75	669
M6/7455B	07/02/2024 00:00	13:59:00	55	427	82	64	71	644
M6/7455B	07/02/2024 00:00	14:14:00	56	439	93	66	78	676
M6/7455B	07/02/2024 00:00	14:29:00	57	452	109	67	81	709
M6/7455B	07/02/2024 00:00	14:44:00	58	468	97	65	70	700
M6/7455B	07/02/2024 00:00	14:59:00	59	525	96	61	86	768
M6/7455B	07/02/2024 00:00	15:14:00	60	554	85	66	77	782
M6/7455B	07/02/2024 00:00	15:29:00	61	600	104	77	80	861
M6/7455B	07/02/2024 00:00	15:44:00	62	609	93	59	62	823
M6/7455B	07/02/2024 00:00	15:59:00	63	683	112	67	65	927
M6/7455B	07/02/2024 00:00	16:14:00	64	758	128	47	68	1001
M6/7455B	07/02/2024 00:00	16:29:00	65	842	172	66	63	1143
M6/7455B	07/02/2024 00:00	16:44:00	66	803	120	52	84	1059
M6/7455B	07/02/2024 00:00	16:59:00	67	831	104	45	60	1040
M6/7455B	07/02/2024 00:00	17:14:00	68	830	92	51	39	1012
M6/7455B	07/02/2024 00:00	17:29:00	69	741	79	37	64	921
M6/7455B	07/02/2024 00:00	17:44:00	70	682	72	32	45	831
M6/7455B	07/02/2024 00:00	17:59:00	71	605	58	32	43	738
M6/7455B	07/02/2024 00:00	18:14:00	72	516	55	27	55	653
M6/7455B	07/02/2024 00:00	18:29:00	73	449	42	18	62	571
M6/7455B	07/02/2024 00:00	18:44:00	74	371	37	11	59	478
M6/7455B	07/02/2024 00:00	18:59:00	75	318	40	10	40	408
M6/7455B	07/02/2024 00:00	19:14:00	76	288	30	14	43	375
M6/7455B	07/02/2024 00:00	19:29:00	77	296	29	19	45	389
M6/7455B	07/02/2024 00:00	19:44:00	78	237	19	20	62	338
M6/7455B	07/02/2024 00:00	19:59:00	79	309	39	21	61	430
M6/7455B	07/02/2024 00:00	20:14:00	80	246	25	10	62	343
M6/7455B	07/02/2024 00:00	20:29:00	81	226	38	8	55	327
M6/7455B	07/02/2024 00:00	20:44:00	82	196	16	17	47	276
M6/7455B	07/02/2024 00:00	20:59:00	83	173	16	16	57	262
M6/7455B	07/02/2024 00:00	21:14:00	84	166	13	18	42	239
M6/7455B	07/02/2024 00:00	21:29:00	85	143	12	18	42	215
M6/7455B	07/02/2024 00:00	21:44:00	86	132	19	16	49	216
M6/7455B	07/02/2024 00:00	21:59:00	87	128	13	13	52	206
M6/7455B	07/02/2024 00:00	22:14:00	88	134	20	14	46	214
M6/7455B	07/02/2024 00:00	22:29:00	89	128	10	14	72	224
M6/7455B	07/02/2024 00:00	22:44:00	90	88	16	15	61	180
M6/7455B	07/02/2024 00:00	22:59:00	91	59	12	12	50	133
M6/7455B	07/02/2024 00:00	23:14:00	92	59	11	5	47	122
M6/7455B	07/02/2024 00:00	23:29:00	93	46	5	9	37	97
M6/7455B	07/02/2024 00:00	23:44:00	94	47	4	5	32	88
M6/7455B	07/02/2024 00:00	23:59:00	95	30	2	5	25	62

**M6/7430B - L87 - Hourly traffic flow data**

Site Name	Report Date	Time Period	Ending	Time Interval	0 - 520 cm	521 - 660 cm	661 - 1160 cm	1160+ cm	Total Volume
M6/7430B	07/02/2024	00:00	00:14:00	0	28	1	8	21	58
M6/7430B	07/02/2024	00:00	00:29:00	1	34	3	4	31	72
M6/7430B	07/02/2024	00:00	00:44:00	2	23	8	4	25	60
M6/7430B	07/02/2024	00:00	00:59:00	3	39	5	3	21	68
M6/7430B	07/02/2024	00:00	01:14:00	4	23	1	7	19	50
M6/7430B	07/02/2024	00:00	01:29:00	5	20	7	6	24	57
M6/7430B	07/02/2024	00:00	01:44:00	6	17	2	2	25	46
M6/7430B	07/02/2024	00:00	01:59:00	7	16	3	8	34	61
M6/7430B	07/02/2024	00:00	02:14:00	8	10	5	3	35	53
M6/7430B	07/02/2024	00:00	02:29:00	9	12	3	12	32	59
M6/7430B	07/02/2024	00:00	02:44:00	10	14	6	7	30	57
M6/7430B	07/02/2024	00:00	02:46:00	11	15	8	8	38	68
M6/7430B	07/02/2024	00:00	03:14:00	12	15	0	0	0	15
M6/7430B	07/02/2024	00:00	03:29:00	13	26	6	8	26	66
M6/7430B	07/02/2024	00:00	03:39:00	14	26	11	8	24	68
M6/7430B	07/02/2024	00:00	03:48:00	15	15	11	0	34	60
M6/7430B	07/02/2024	00:00	04:10:00	16	23	30	8	30	90
M6/7430B	07/02/2024	00:00	04:29:00	17	36	11	24	58	129
M6/7430B	07/02/2024	00:00	04:44:00	18	39	15	12	55	120
M6/7430B	07/02/2024	00:00	04:59:00	19	51	12	15	49	127
M6/7430B	07/02/2024	00:00	05:14:00	20	80	9	12	58	159
M6/7430B	07/02/2024	00:00	05:29:00	21	123	23	23	54	223
M6/7430B	07/02/2024	00:00	05:44:00	22	115	27	23	54	219
M6/7430B	07/02/2024	00:00	05:59:00	23	178	34	38	71	321
M6/7430B	07/02/2024	00:00	06:14:00	24	273	52	33	90	448
M6/7430B	07/02/2024	00:00	06:29:00	25	388	73	47	92	600
M6/7430B	07/02/2024	00:00	06:44:00	26	477	128	53	85	743
M6/7430B	07/02/2024	00:00	06:59:00	27	582	123	61	71	837
M6/7430B	07/02/2024	00:00	07:14:00	28	602	129	50	88	869
M6/7430B	07/02/2024	00:00	07:29:00	29	717	119	48	83	967
M6/7430B	07/02/2024	00:00	07:44:00	30	689	95	58	88	929
M6/7430B	07/02/2024	00:00	07:59:00	31	747	112	65	85	1009
M6/7430B	07/02/2024	00:00	08:14:00	32	682	100	72	90	944
M6/7430B	07/02/2024	00:00	08:29:00	33	698	116	72	83	969
M6/7430B	07/02/2024	00:00	08:44:00	34	701	82	70	90	943
M6/7430B	07/02/2024	00:00	08:59:00	35	601	93	84	81	859
M6/7430B	07/02/2024	00:00	09:14:00	36	511	88	89	118	806
M6/7430B	07/02/2024	00:00	09:29:00	37	509	86	75	84	753
M6/7430B	07/02/2024	00:00	09:44:00	38	523	78	59	88	748
M6/7430B	07/02/2024	00:00	09:59:00	39	469	72	68	101	710
M6/7430B	07/02/2024	00:00	10:14:00	40	460	71	68	98	697
M6/7430B	07/02/2024	00:00	10:29:00	41	428	77	81	101	687
M6/7430B	07/02/2024	00:00	10:44:00	42	420	75	75	86	656
M6/7430B	07/02/2024	00:00	10:46:00	43	495	53	45	38	630
M6/7430B	07/02/2024	00:00	11:14:59	44					
M6/7430B	07/02/2024	00:00	11:29:00	45	483	72	71	79	705
M6/7430B	07/02/2024	00:00	11:44:00	46	440	71	71	82	664
M6/7430B	07/02/2024	00:00	11:59:00	47	433	82	82	82	679

M6/7430B	07/02/2024 00:00	12:14:00	48	454	82	74	74	684
M6/7430B	07/02/2024 00:00	12:29:00	49	495	75	70	81	721
M6/7430B	07/02/2024 00:00	12:44:00	50	483	89	77	89	738
M6/7430B	07/02/2024 00:00	12:59:00	51	507	63	79	92	741
M6/7430B	07/02/2024 00:00	13:14:00	52	492	93	67	98	750
M6/7430B	07/02/2024 00:00	13:29:00	53	487	59	67	69	682
M6/7430B	07/02/2024 00:00	13:44:00	54	549	99	108	98	854
M6/7430B	07/02/2024 00:00	13:59:00	55	562	93	80	83	818
M6/7430B	07/02/2024 00:00	14:14:00	56	564	81	72	109	826
M6/7430B	07/02/2024 00:00	14:29:00	57	566	96	73	98	833
M6/7430B	07/02/2024 00:00	14:44:00	58	607	93	62	98	860
M6/7430B	07/02/2024 00:00	14:59:00	59	483	80	72	81	716
M6/7430B	07/02/2024 00:00	15:14:00	60	756	137	90	97	1080
M6/7430B	07/02/2024 00:00	15:29:00	61	721	124	85	97	1027
M6/7430B	07/02/2024 00:00	15:44:00	62	730	125	81	77	1013
M6/7430B	07/02/2024 00:00	15:59:00	63	874	161	76	73	1184
M6/7430B	07/02/2024 00:00	16:14:00	64	924	149	59	73	1205
M6/7430B	07/02/2024 00:00	16:29:00	65	1112	158	63	76	1409
M6/7430B	07/02/2024 00:00	16:44:00	66	954	128	39	71	1192
M6/7430B	07/02/2024 00:00	16:59:00	67	1004	114	45	82	1245
M6/7430B	07/02/2024 00:00	17:14:00	68	1113	115	49	61	1338
M6/7430B	07/02/2024 00:00	17:29:00	69	972	89	36	65	1162
M6/7430B	07/02/2024 00:00	17:44:00	70	848	66	29	61	1004
M6/7430B	07/02/2024 00:00	17:59:00	71	738	61	39	44	882
M6/7430B	07/02/2024 00:00	18:14:00	72	687	54	22	59	822
M6/7430B	07/02/2024 00:00	18:29:00	73	579	53	29	69	730
M6/7430B	07/02/2024 00:00	18:44:00	74	446	35	12	70	563
M6/7430B	07/02/2024 00:00	18:59:00	75	387	24	19	50	480
M6/7430B	07/02/2024 00:00	19:14:00	76	368	23	16	48	455
M6/7430B	07/02/2024 00:00	19:29:00	77	313	28	18	57	416
M6/7430B	07/02/2024 00:00	19:44:00	78	293	19	22	73	407
M6/7430B	07/02/2024 00:00	19:59:00	79	297	27	28	66	418
M6/7430B	07/02/2024 00:00	20:14:00	80	288	21	9	75	393
M6/7430B	07/02/2024 00:00	20:29:00	81	242	28	9	73	352
M6/7430B	07/02/2024 00:00	20:44:00	82	235	19	14	57	325
M6/7430B	07/02/2024 00:00	20:59:00	83	211	20	19	55	305
M6/7430B	07/02/2024 00:00	21:14:00	84	192	10	17	49	268
M6/7430B	07/02/2024 00:00	21:29:00	85	166	18	18	43	245
M6/7430B	07/02/2024 00:00	21:44:00	86	156	17	16	54	243
M6/7430B	07/02/2024 00:00	21:59:00	87	152	12	18	54	236
M6/7430B	07/02/2024 00:00	22:14:00	88	166	18	15	45	244
M6/7430B	07/02/2024 00:00	22:29:00	89	144	14	14	76	248
M6/7430B	07/02/2024 00:00	22:44:00	90	110	16	13	69	208
M6/7430B	07/02/2024 00:00	22:59:00	91	74	13	16	56	159
M6/7430B	07/02/2024 00:00	23:14:00	92	79	16	2	51	148
M6/7430B	07/02/2024 00:00	23:29:00	93	67	4	12	41	124
M6/7430B	07/02/2024 00:00	23:44:00	94	68	2	7	40	117
M6/7430B	07/02/2024 00:00	23:59:00	95	39	6	4	27	76



**M6/7431A - L87 - Hourly traffic flow data**

Site Name	Report Date	Time Period Ending	Time Interval	0 - 520 cm	521 - 660 cm	661 - 1160 cm	1160+ cm	Total Volume	
M6/7431A	07/02/2024	00:00	00:14:00	0	32	3	5	26	66
M6/7431A	07/02/2024	00:00	00:29:00	1	29	3	1	34	67
M6/7431A	07/02/2024	00:00	00:44:00	2	28	4	8	35	75
M6/7431A	07/02/2024	00:00	00:59:00	3	17	4	4	32	57
M6/7431A	07/02/2024	00:00	01:14:00	4	21	2	6	40	69
M6/7431A	07/02/2024	00:00	01:29:00	5	20	3	6	41	70
M6/7431A	07/02/2024	00:00	01:44:00	6	13	2	14	53	82
M6/7431A	07/02/2024	00:00	01:59:00	7	16	3	7	36	62
M6/7431A	07/02/2024	00:00	02:14:00	8	22	4	10	27	63
M6/7431A	07/02/2024	00:00	02:29:00	9	17	4	7	33	61
M6/7431A	07/02/2024	00:00	02:44:00	10	21	6	12	40	79
M6/7431A	07/02/2024	00:00	02:46:00	11	0	0	0	30	30
M6/7431A	07/02/2024	00:00	03:14:00	12	0	0	0	30	30
M6/7431A	07/02/2024	00:00	03:29:00	13	13	3	13	43	72
M6/7431A	07/02/2024	00:00	03:39:00	14	14	3	12	39	68
M6/7431A	07/02/2024	00:00	03:48:00	15	19	0	0	45	64
M6/7431A	07/02/2024	00:00	04:10:00	16	35	15	10	40	100
M6/7431A	07/02/2024	00:00	04:29:00	17	34	19	26	56	135
M6/7431A	07/02/2024	00:00	04:44:00	18	34	11	15	39	99
M6/7431A	07/02/2024	00:00	04:59:00	19	51	10	23	46	130
M6/7431A	07/02/2024	00:00	05:14:00	20	53	13	24	52	142
M6/7431A	07/02/2024	00:00	05:29:00	21	88	22	35	102	247
M6/7431A	07/02/2024	00:00	05:44:00	22	123	21	37	80	261
M6/7431A	07/02/2024	00:00	05:59:00	23	167	29	35	89	320
M6/7431A	07/02/2024	00:00	06:14:00	24	200	47	36	85	368
M6/7431A	07/02/2024	00:00	06:29:00	25	329	69	53	84	535
M6/7431A	07/02/2024	00:00	06:44:00	26	506	90	56	90	741
M6/7431A	07/02/2024	00:00	06:59:00	27	605	119	72	83	879
M6/7431A	07/02/2024	00:00	07:14:00	28	799	129	92	103	1123
M6/7431A	07/02/2024	00:00	07:29:00	29	866	174	84	100	1224
M6/7431A	07/02/2024	00:00	07:44:00	30	1011	182	99	89	1381
M6/7431A	07/02/2024	00:00	07:59:00	31	963	182	89	91	1325
M6/7431A	07/02/2024	00:00	08:14:00	32	910	161	100	70	1241
M6/7431A	07/02/2024	00:00	08:29:00	33	937	165	91	75	1268
M6/7431A	07/02/2024	00:00	08:44:00	34	819	143	75	84	1121
M6/7431A	07/02/2024	00:00	08:59:00	35	770	121	83	73	1047
M6/7431A	07/02/2024	00:00	09:14:00	36	692	130	63	109	994
M6/7431A	07/02/2024	00:00	09:29:00	37	626	90	70	85	871
M6/7431A	07/02/2024	00:00	09:44:00	38	559	95	67	86	807
M6/7431A	07/02/2024	00:00	09:59:00	39	507	84	79	77	747
M6/7431A	07/02/2024	00:00	10:14:00	40	450	92	73	71	686
M6/7431A	07/02/2024	00:00	10:29:00	41	470	52	61	81	664
M6/7431A	07/02/2024	00:00	10:42:00	42	442	78	61	80	661
M6/7431A	07/02/2024	00:00	10:52:00	43	500	45	60	85	690
M6/7431A	07/02/2024	00:00	11:14:59	44					
M6/7431A	07/02/2024	00:00	11:29:00	45	406	75	61	82	624
M6/7431A	07/02/2024	00:00	11:44:00	46	462	73	64	85	684
M6/7431A	07/02/2024	00:00	11:59:00	47	414	44	70	80	608

M6/7431A	07/02/2024 00:00	12:14:00	48	476	77	71	91	715
M6/7431A	07/02/2024 00:00	12:29:00	49	440	89	53	76	658
M6/7431A	07/02/2024 00:00	12:44:00	50	423	76	66	75	640
M6/7431A	07/02/2024 00:00	12:59:00	51	492	64	56	94	706
M6/7431A	07/02/2024 00:00	13:14:00	52	458	85	60	69	672
M6/7431A	07/02/2024 00:00	13:29:00	53	466	69	66	69	670
M6/7431A	07/02/2024 00:00	13:44:00	54	462	71	68	99	700
M6/7431A	07/02/2024 00:00	13:59:00	55	502	74	60	84	720
M6/7431A	07/02/2024 00:00	14:14:00	56	360	62	55	80	557
M6/7431A	07/02/2024 00:00	14:29:00	57	580	80	77	84	821
M6/7431A	07/02/2024 00:00	14:44:00	58	521	80	68	73	742
M6/7431A	07/02/2024 00:00	14:59:00	59	527	81	55	75	738
M6/7431A	07/02/2024 00:00	15:14:00	60	552	92	57	99	800
M6/7431A	07/02/2024 00:00	15:29:00	61	548	107	52	82	789
M6/7431A	07/02/2024 00:00	15:44:00	62	674	127	47	88	936
M6/7431A	07/02/2024 00:00	15:59:00	63	663	119	53	92	927
M6/7431A	07/02/2024 00:00	16:14:00	64	435	68	35	44	582
M6/7431A	07/02/2024 00:00	16:29:00	65	872	130	65	105	1172
M6/7431A	07/02/2024 00:00	16:44:00	66	846	122	45	60	1073
M6/7431A	07/02/2024 00:00	16:59:00	67	777	113	32	65	987
M6/7431A	07/02/2024 00:00	17:14:00	68	726	95	42	55	918
M6/7431A	07/02/2024 00:00	17:29:00	69	736	79	31	47	893
M6/7431A	07/02/2024 00:00	17:44:00	70	745	81	24	77	927
M6/7431A	07/02/2024 00:00	17:59:00	71	649	51	31	55	786
M6/7431A	07/02/2024 00:00	18:14:00	72	593	55	25	57	730
M6/7431A	07/02/2024 00:00	18:29:00	73	639	53	22	69	783
M6/7431A	07/02/2024 00:00	18:44:00	74	574	40	22	70	706
M6/7431A	07/02/2024 00:00	18:59:00	75	359	50	19	61	489
M6/7431A	07/02/2024 00:00	19:14:00	76	411	26	11	40	488
M6/7431A	07/02/2024 00:00	19:29:00	77	340	29	16	35	420
M6/7431A	07/02/2024 00:00	19:44:00	78	332	24	16	46	418
M6/7431A	07/02/2024 00:00	19:59:00	79	290	32	9	39	370
M6/7431A	07/02/2024 00:00	20:14:00	80	262	18	12	43	335
M6/7431A	07/02/2024 00:00	20:29:00	81	248	24	14	38	324
M6/7431A	07/02/2024 00:00	20:44:00	82	231	21	13	47	312
M6/7431A	07/02/2024 00:00	20:59:00	83	202	16	16	32	266
M6/7431A	07/02/2024 00:00	21:14:00	84	182	21	18	33	254
M6/7431A	07/02/2024 00:00	21:29:00	85	214	12	9	33	268
M6/7431A	07/02/2024 00:00	21:44:00	86	164	15	15	34	228
M6/7431A	07/02/2024 00:00	21:59:00	87	154	18	14	31	217
M6/7431A	07/02/2024 00:00	22:14:00	88	146	11	7	32	196
M6/7431A	07/02/2024 00:00	22:29:00	89	156	16	6	31	209
M6/7431A	07/02/2024 00:00	22:44:00	90	134	4	10	43	191
M6/7431A	07/02/2024 00:00	22:59:00	91	110	6	12	31	159
M6/7431A	07/02/2024 00:00	23:14:00	92	68	8	5	18	99
M6/7431A	07/02/2024 00:00	23:29:00	93	52	7	4	24	87
M6/7431A	07/02/2024 00:00	23:44:00	94	46	6	8	22	82
M6/7431A	07/02/2024 00:00	23:59:00	95	56	9	10	39	114